



ERSATZTEILKATALOG



Replacement parts for
CASE IH



Bepco Group

Bepco House - Hartlebury Trading Estate
Worcestershire - DY104JB Hartlebury (UK)

Tel.: +(44) 12 99 25 2200
Fax: +(44) 12 99 25 2201

Bepco (U.K) Ltd.

Bepco House - Hartlebury Trading Estate
Worcestershire - DY104JB Hartlebury (UK)

Tel.: +(44) 12 99 25 2270
Fax: +(44) 800 21 6553



Tracpieces Benelux s.a.

Rue de Waremme, 114
B-4530 Villers-le-Bouillet (Belgique/België)

Tel.: +(32) 04 257 98 00
Fax: 0800 23 132



Tracpieces France s.a.

P.A. Fontaine Notre Dame
F-59406 Cambrai (France)

Tel.: +(33) 327 83 53 12
Fax: +(33) 327 81 23 13

Agripieces Sud-Ouest Distribution s.a.

Zone Industrielle Agen Boe, B.P. 5
F-47240 Bon-Encontre (France)

Tel.: +(33) 553 96 31 25
Fax: +(33) 553 68 03 72



Tracpieces Ersatzteile GmbH

Neuer Weg 5, Gewerbegebiet Lohner Klei
D-59505 Bad Sassendorf (Deutschland)

Tel.: +(49) 2927 919 59 0
Fax: +(49) 5251 919 59 59



Tracpieces Nederland b.v.

Den Dolvert, 10
NL-5473 GP Heeswijk-Dinther (Nederland)

Tel.: +(31) 413 293 975
Fax: +(31) 413 294 087



Europea de Recambios s.a.

Poligono Industrial Les Guixeres, C/. Xarol, 7
08915 - BADALONA (Barcelona)

Tel.: +(34) 93 381 00 62
Fax: +(34) 93 381 33 45



Bepco Australasia (Head office)

Factory 5, 1 Melverton Drive
Hallam 3803 Victoria (Australia)

Tel.: +(61) 397 96 54 22
Fax: +(61) 397 96 52 51



Bepco South Africa (Pty) Ltd.

CNR Rudo Nell / Kelly St.
Jet Park Boksburg, Johannesburg (South Africa)

Tel.: +(27) 11 3975386/9
Fax: +(27) 11 3973039

SCHNELL INDEX**I MOTORENTEILE** Seite 009-072

Kurbelwellen.....	009 - 021
Hauptlager & Pleullager.....	009 - 021
Kurbelwellenzubehör & Dichtungen.....	009 - 021
Starterkränze.....	009 - 021
Kolben, Buchsen, Ringe.....	022 - 044
Komplette Motorreparatursätze.....	029
Einzelteile zu Zylinderköpfen.....	045 - 055
Motordichtungen, Dichtungssätze.....	056 - 065
Dichtmittel Loctite®.....	066 - 067
Motorölpumpen.....	068 - 071
Einfülldeckel, Ablass-Schrauben, Peilstäbe.....	072

II KRAFTSTOFF Seite 073-078

Düsen & Düsendichtungen.....	073 - 075
Kraftstoffförderpumpen & Reparatursätze.....	076 - 077
Glühstart & Flammglühkerzen.....	078

III KÜHLUNG Seite 079-099

Wasserpumpen & Reparatursätze.....	079 - 082
Keilriemen.....	083 - 087
Spannrollen.....	087
Kühler.....	088 - 089
Kühlerdeckel.....	090
Lüfterflügel.....	090
Kühlerschläuche.....	091 - 095
Kühlerschläuche Meterware & Schlauchschellen.....	096
Wassersammelrohre.....	097
Thermostate & Dichtungen.....	098 - 099

IV BOWDENZÜGE Seite 100-103

Stoppzüge.....	100 - 101
Gaszüge.....	102 - 103



SCHNELLINDEX

V ABGASANLAGE Seite 105-108

Einlasskrümmer, Auslasskrümmer & Dichtungen.....	105 - 106
Schalldämpfer.....	107
Regenkappen, Funkenfänger & Schellen.....	108

VI FILTER Seite 109-139

Luft-, Motoröl- & Kraftstofffilter.....	109 - 132
Wasserfilter.....	129
Filtergläser.....	131
Hydraulikfilter.....	133 - 138
Kabinenfilter.....	139

VII ELEKTRIK Seite 143-164

Öldruckschalter.....	143
Temperaturgeber & Anzeigen.....	144
Sicherheitsschalter.....	145 - 147
Magnetschalter.....	148
Zündschlösser & Lichtschalter.....	149 - 150
Warnblinkschalter & Mehrfunktionsschalter.....	151 - 152
Blinkgeber.....	153
Diverse Schalter.....	154 - 155
Beleuchtung.....	156 - 164

VIII KUPPLUNG Seite 165-185

Kupplungsautomaten, -scheiben, Drucklager.....	165 - 179
Torsionsdämpfer.....	180
Kupplungsseile.....	181
Kupplungsgeber- & nehmerzylinder.....	182
Zapfwellenkupplungsteile.....	183 - 185



SCHNELL INDEX**IX BREMSANLAGE** Seite 186-193

Trommelbremse.....	186
Kardanbremse.....	187
Ölbadbremse.....	187 - 189
Handbremse.....	190
Bremszylinder.....	191 - 192
Bowdenzüge.....	193

X HINTERACHSE Seite 194

Diverse Einzelteile.....	194
--------------------------	-----

XI VORDERACHSTEILE, LENKUNG Seite 195-257

Vorderachsteile 2WD.....	195 - 201
Allradachsenteile ZF.....	202 - 225
Allradachsenteile Carraro.....	226 - 240
Antriebswellen & Einzelteile.....	241 - 242
Gelenkkreuze.....	243
Kugelköpfe & Axialgelenke.....	244 - 256
Lenkzylinder & Einzelteile.....	256 - 257

XII HYDRAULIK Seite 258-267

Hydraulikpumpen.....	258 - 261
Lenkorbitrole.....	262
Vollhydraulische Lenkungen & Hubkraftverstärkungen..	262 - 263
Steuergeräte.....	264 - 266
Hydraulikkupplungen.....	267

XIII DREIPUNKTTEILE Seite 268-277

Unterlenkerwelle.....	268 - 269
Hubwerk.....	270
Oberlenker & Stabilisatoren.....	271 - 274
Hubstangen.....	275 - 277



SCHNELLINDEX**XIV ANLASSER & LICHTMASCHINEN** Seite 278-291

Anlasser & Einzelteile.....	278 - 285
Lichtmaschinen & Einzelteile.....	286 - 291

XV KLIMAAANLAGE Seite 292-294

Kompressoren & Kondensatoren.....	292
Filtertrockner.....	293
Thermostate & Expansionsventile.....	294

XVI KAROSSERIE & KABINE Seite 295-329

Schutzbleche & Verkleidungen.....	295 - 296
Typenschilder & Aufklebersätze.....	297
Sitze.....	298
Gasfedern.....	299 - 301
Lacke & Zubehör.....	302 - 304
Wischermotoren & Wischerblätter.....	305 - 306
Griffe & Schlösser.....	307 - 308
Spiegel & Zubehör.....	309 - 311
Kabinendämpfer.....	312
Kabinenscheiben.....	313 - 329



VERGLEICHSLISTE TRAKTOREN & MOTOREN

Schleppertyp	Motoren		Zyl.	Bohrung	Schleppertyp	Motoren		Zyl.	Bohrung
	Hersteller	Typ				Hersteller	Typ		
B275	IH	BD144	4	85.70	824	IH	D246	4	100.00
B414	IH	BD154	4	88.90	833	IH	D239	4	98.40
D212	IH	D66	2	82.55	840	IH	D239	4	98.40
D214	IH	D66	2	82.55	844	IH	D246	4	100.00
D215	IH	D66	2	82.55	844S	IH	D268	4	100.00
D217	IH	D74	2	87.30	845	IH	D268	4	100.00
D219	IH	D74	2	87.30	856	IH	DT239	4	98.40
D320	IH	D99	3	82.55	884	IH	D268	4	100.00
D322	IH	D99	3	82.55	885	IH	D268	4	100.00
D324	IH	D111	3	87.30	886	IH	D360	6	
D326	IH	D111	3	87.30	895	IH	D268	4	100.00
D430	IH	D132	4	82.55	940	IH	D239	4	98.40
D432	IH	D132	4	82.55	946	IH	D310	6	98.40
D436	IH	D148	4	87.30	955	IH	D310	6	98.40
D438	IH	D148	4	87.30	956	IH	D358	6	98.40
D439	IH	D148	4	87.30	966	IH	D414	6	
238	IH	BD154	4	88.90	986	IH	D436	6	
248	IH	D179	3	98.40	995	IH	DT268	4	100.00
276	IH	BD144	4	85.70	1026	IH	D407	6	
278	IH	D246	4	100.00	1046	IH	D358	6	98.40
323	IH	D111	3	87.30	1055	IH	D358	6	98.40
353	IH	D155	3	98.40	1056	IH	D358	6	98.40
354	IH	BD144	4	85.70	1066	IH	DT414	6	
374	IH	BD154	4	88.90	1070	IH	451B	6	107.47
383	IH	D155	3	98.40	1086	IH	DT414	6	
384	IH	BD154	4	88.90	1090	IH	451B	6	107.47
385	IH	D155	3	98.40	1170	IH	451B	6	107.47
395	IH	D155	3	98.40	1175	IH	451BDT	6	107.47
423	IH	D155	3	98.40	1206	IH	DT361	6	
424	IH	BD154	4	88.90	1246	IH	DT358	6	98.40
433	IH	D155	3	98.40	1255	IH	DT358	6	98.40
434	IH	BD154	4	88.90	1256	IH	D407	6	
440	IH	D155	3	98.40	1270	IH	451BDT	6	107.47
444	IH	BD154	4	88.90	1370	IH	504BDT	6	107.47
453	IH	D155	3	98.40	1455	IH	DT402	6	100.00
454	IH	D179	3	98.40	1456	IH	D407	6	
464	IH	D179	3	98.40	1466	IH	DT436	6	
474	IH	D206	4	98.40	1486	IH	DT436	6	
475	PERKINS	A4.212	4	98.48	1566	IH	DT436	6	
484	IH	D179	3	98.40	1570	IH	504BDT	6	107.47
485	IH	D179	3	98.40	1586	IH	DT436	6	
495	IH	D179	3	98.40	1896	CUMMINS	6T590	6	102.00
523	IH	D179	3	98.40	2090	IH	504BD	6	107.47
533	IH	D155	3	98.40	2094	IH	504BD	6	107.47
540	IH	D155	3	98.40	2096	CUMMINS	6TA590	6	102.00
553	IH	D179	3	98.40	2120	SAME	1000.3A	3	105.00
574	IH	D239	4	98.40	2130	SAME	1000.3A	3	105.00
584	IH	D206	4	98.40	2140	SAME	1000.4A	4	105.00
585	IH	D206	4	98.40	2150	SAME	1000.4A	4	105.00
595	IH	D206	4	98.40	2290	IH	504BDT	6	107.47
633	IH	D179	3	98.40	2294	IH	504BDT	6	107.47
640	IH	D179	3	98.40	2390	IH	504BDT	6	107.47
644	IH	D206	4	98.40	2394	IH	504BDT	6	107.47
645	IH	D206	4	98.40	2400	IH	D179	3	98.40
654	IH	D206	4	98.40	2470	IH	504BDT	6	107.47
674	IH	D239	4	98.40	2590	IH	504BDT	6	107.47
684	IH	D239	4	98.40	2594	IH	504BDT	6	107.47
685	IH	D239	4	98.40	2670	IH	504BDT	6	107.47
695	IH	D239	4	98.40	3210	IH	D155	3	98.40
724	IH	D239	4	98.40	3220	IH	D179	3	98.40
733	IH	D206	4	98.40	3230	IH	D206	4	98.40
740	IH	D206	4	98.40	3294	IH	504BDT	6	107.47
743	IH	D239	4	98.40	3388	IH	DT436	6	
744	IH	D239	4	98.40	3394	IH	504BDT	6	107.47
745	IH	D239	4	98.40	3488	IH	D466	6	
766	IH	D360	6		3594	IH	504BDT	6	107.47
784	IH	D246	4	100.00	3688	IH	D436	6	
785	IH	D246	4	100.00	4100	IH	DT429	6	
795	IH	D246	4	100.00					

Wir vertreiben keine Originalteile.
 Die Nummern dienen lediglich als Beschreibung.



"THE RELIABLE SERVICE"



VERGLEICHSLISTE TRAKTOREN & MOTOREN

Schleppertyp	Motoren		Zyl.	Bohrung	Schleppertyp	Motoren		Zyl.	Bohrung
	Hersteller	Typ				Hersteller	Typ		
4156	IH	DT429	6		CS48	PERKINS	903.27	3	95.00
4166	IH	DT436	6		CS52	PERKINS	903.27	3	95.00
4186	IH	DT436	6		CS58	PERKINS	903.27T	3	95.00
4210	IH	D239	4	98.40	CS63	PERKINS	903.27T	3	95.00
4220	IH	D246	4	100.00	CS68 (⇒ 12/98)	MWM	TD 226-B 3	3	105.00
4230	IH	D268	4	100.00	CS68 (01/99 ⇒)	SISU	320D	3	108.00
4240	IH	DT268	4	100.00	CS75 (⇒ 12/98)	MWM	TD 226-B 3	3	105.00
4490	IH	504BDT	6	107.47	CS75 (01/99 ⇒)	SISU	320D	3	108.00
4494	IH	504BDTI	6	107.47	CS78 (⇒ 12/98)	MWM	TD 226-B 4	4	105.00
4690	IH	504BDTI	6	107.47	CS78 (01/99 ⇒)	SISU	420D	4	108.00
4694	IH	504BDTI	6	107.47	CS86 (⇒ 12/98)	MWM	TD 226-B 4	4	105.00
5088	IH	DT436	6		CS86 (01/99 ⇒)	SISU	420D	4	108.00
5120	CUMMINS	4T390	4	102.00	CS94 (⇒ 12/98)	MWM	TD 226-B 4	4	105.00
5130	CUMMINS	6-590	6	102.00	CS94 (01/99 ⇒)	SISU	420D	4	108.00
5140	CUMMINS	6T590	6	102.00	CS100	SISU	420D	4	108.00
5150	CUMMINS	6T590	6	102.00	CS110	SISU	420D	4	108.00
5220	CUMMINS	4T390	4	102.00	CS120	SISU	620D	6	108.00
5230	CUMMINS	6-590	6	102.00	CS130	SISU	620D	6	108.00
5240	CUMMINS	6T590	6	102.00	CS150	SISU	620D	6	108.00
5250	CUMMINS	6T590	6	102.00	CVX120	SISU	620D	6	108.00
7110	CUMMINS	6T830	6	114.00	CVX130	SISU	620D	6	108.00
7120	CUMMINS	6T830	6	114.00	CVX150	SISU	620D	6	108.00
7130	CUMMINS	6T830	6	114.00	CVX170	SISU	620D	6	108.00
7140	CUMMINS	6T830	6	114.00	CVX1135	SISU	620D	6	108.00
7150	CUMMINS	6T830	6	114.00	CVX1145	SISU	620D	6	108.00
7210	CUMMINS	6T830	6	114.00	CVX1155	SISU	620D	6	108.00
7220	CUMMINS	6T830	6	114.00	CVX1170	SISU	620D	6	108.00
7230	CUMMINS	6T830	6	114.00	CVX1190	SISU	620D	6	108.00
7240	CUMMINS	6T830	6	114.00	CX50	PERKINS	903.27	3	95.00
7250	CUMMINS	6T830	6	114.00	CX60	PERKINS	903.27T	3	95.00
8910	CUMMINS	6T830	6	114.00	CX70	PERKINS	1004.4T	4	100.00
8920	CUMMINS	6T830	6	114.00	CX80	PERKINS	1004.4T	4	100.00
8930	CUMMINS	6T830	6	114.00	CX90	PERKINS	1004.4T	4	100.00
8940	CUMMINS	6T830	6	114.00	CX100	PERKINS	1004.4T	4	100.00
8950	CUMMINS	6T830	6	114.00	JX55	IVECO	8035.06	3	100.00
9110	CUMMINS	6T830	6	114.00	JX60	IVECO	8035.05	3	104.00
9130	CUMMINS	6T830	6	114.00	JX65	IVECO	8035.05	3	104.00
9150	CUMMINS	LTA-10	6	125.00	JX70	IVECO	8035.05	3	104.00
9170	CUMMINS	NTA855	6	140.00	JX70U	IVECO	8045.06	4	100.00
9180	CUMMINS	NTA855	6	140.00	JX75	IVECO	8045.06	4	100.00
9210	CUMMINS	6T830	6	114.00	JX80	IVECO	8045.05	4	104.00
9230	CUMMINS	6T830	6	114.00	JX80U	IVECO	8045.05	4	104.00
9240	CUMMINS	6T830	6	114.00	JX85	IVECO	8045.05	4	104.00
9250	CUMMINS	LTA-10	6	125.00	JX90	IVECO	8045.05	4	104.00
9260	CUMMINS	LTA-10	6	125.00	JX90U	IVECO	8045.05	4	104.00
9270	CUMMINS	NTA855	6	140.00	JX95	IVECO	8045.05	4	104.00
9280	CUMMINS	NTA855	6	140.00	JX100U	IVECO	8045.05	4	104.00
9310	CUMMINS	6T830	6	114.00	JX1060C	IVECO	8045.05	4	104.00
9330	CUMMINS	6T830	6	114.00	JX1070C	IVECO	8035.05	3	104.00
9350	CUMMINS	LTA-10	6	125.00	JX1070U	IVECO		4	
9370	CUMMINS	NTA855	6	140.00	JX1075C	IVECO	8035.05	3	104.00
9380	CUMMINS	NTA855	6	140.00	JX1080U	IVECO		4	
9390	CUMMINS	NTA855	6	140.00	JX1085C				
AVJ55	IVECO	8035.06	3	100.00	JX1090U			4	
AVJ60	IVECO	8035.05	3	104.00	JX1095C				
AVJ70	IVECO	8045.06	4	100.00	JX1100U			4	
C42	STEYR	WD308	3	100.00	MX80C	PERKINS	1004.4T	4	100.00
C48	STEYR	WD308	3	100.00	MX90C	PERKINS	1004.4T	4	100.00
C50	PERKINS	903.27	3	95.00	MX100C	PERKINS	1004.4T	4	100.00
C55	MWM	TD 226-B 3	3	105.00	MX100	CUMMINS	6T590	6	102.00
C55A	MWM	TD 226-B 3	3	105.00	MX110	CUMMINS	6T590	6	102.00
C60	PERKINS	903.27T	3	95.00	MX120	CUMMINS	6T590	6	102.00
C64	MWM	TD 226-B 3	3	105.00	MX135	CUMMINS	6T590	6	102.00
C64A	MWM	TD 226-B 3	3	105.00	MX150	CUMMINS	6T590	6	102.00
C70	PERKINS	1004.4T	4	100.00	MX170	CUMMINS	6T590	6	102.00
C70A	MWM	TD 226-B 3	3	105.00	MX180	CUMMINS	6T830	6	114.00
C80	PERKINS	1004.4T	4	100.00	MX200	CUMMINS	6T830	6	114.00
C90	PERKINS	1004.4T	4	100.00	MX210	CUMMINS	6T830	6	114.00

Wir vertreiben keine Originalteile.
 Die Nummern dienen lediglich als Beschreibung.



"THE RELIABLE SERVICE"



VERGLEICHSLISTE TRAKTOREN & MOTOREN

Schleppertyp	Motoren		Zyl.	Bohrung	Schleppertyp	Motoren		Zyl.	Bohrung
	Hersteller	Typ				Hersteller	Typ		
MX220	CUMMINS	6T830	6	114.00	PJN55	SAME	1000.3A	3	105.00
MX230	CUMMINS	6T830	6	114.00	PJN65	SAME	1000.4A	4	105.00
MX240	CUMMINS	6T830	6	114.00	PJN75	SAME	1000.4A	4	105.00
MX255	CUMMINS	6T830	6	114.00	PJV55	SAME	1000.3A	3	105.00
MX270	CUMMINS	6T830	6	114.00	PJV65	SAME	1000.4A	4	105.00
MX285	CUMMINS	6T830	6	114.00	PJV75	SAME	1000.4A	4	105.00
MXM120	FORD	675/TA	6	111.76	STX275	CNH		6	
MXM130	FORD	675/TA	6	111.76	STX325	CNH			
MXM135					STX375	CUMMINS			
MXM140	FORD	675/TA	6	111.76	STX425	CUMMINS			
MXM150					STX440	CUMMINS			
MXM155	FORD	675/TA	6	111.76	STX450	CUMMINS			
MXM165					STX500	CUMMINS			
MXM175	FORD	675/TA	6	111.76	VJ60	IVECO	8035.05	3	104.00
MXM180					VJ70	IVECO	8045.06	4	100.00
MXM190	FORD	675/TA	6	111.76	VJ80	IVECO	8045.05	4	104.00
MXU100	CNH		4						
MXU110	CNH		4						
MXU115	CNH		4						
MXU125	CNH		4						
MXU135	CNH		4						
PJ55	SAME	1000.3A	3	105.00					
PJ65	SAME	1000.4A	4	105.00					
PJ75	SAME	1000.4A	4	105.00					

VERGLEICHSLISTE MOTOREN & TRAKTOREN

Motor	Schleppertyp
IH	
451B	1070, 1090, 1170
451BDT	1175, 1270
504BD	2090, 2094
504BDT	1370, 1570, 2290, 2294, 2390, 2394, 2470, 2590, 2594, 2670, 3294, 4490
504BDTI	4494, 4690, 4694
BD144	276, 354, B275
BD154	238, 374, 384, 424, 434, 444, B414
D66	D212, D214, D215
D74	D217, D219
D99	D320, D322
D111	D324, D326, 323
D132	D430, D432
D148	D436, D438, D439
D155	353, 383, 385, 395, 423, 433, 440, 453, 533, 540, 3210
D179	248, 454, 464, 484, 485, 495, 523, 553, 633, 640, 2400, 3220
D206	474, 584, 585, 595, 644, 645, 654, 733, 740, 3230
D239	574, 674, 684, 685, 695, 724, 743, 744, 745, 833, 840, 940, 4210
D246	278, 784, 785, 795, 824, 844, 4220
D268	844S, 845, 884, 885, 895, 4230
D310	946, 955
D358	956, 1046, 1055, 1056
D360	766, 886
D407	1026, 1256, 1456
D414	966
D436	986, 3688
D466	3488
DT239	856
DT268	995, 4240
DT358	1246, 1255
DT361	1206
DT402	1455
DT414	1066, 1086
DT429	4100, 4156
DT436	1466, 1486, 1566, 1586, 3388, 4166, 4186, 5088

Wir vertreiben keine Originalteile.
 Die Nummern dienen lediglich als Beschreibung.



"THE RELIABLE SERVICE"



VERGLEICHSLISTE MOTOREN & TRAKTOREN

Motor	Schleppertyp
CUMMINS	
4T390	5120, 5220
6-590	5130, 5230
6T590	1896, 5140, 5150, 5240, 5250, MX100, MX110, MX120, MX135, MX150, MX170
6T830	7110, 7120, 7130, 7140, 7150, 7210, 7220, 7230, 7240, 7250, 8910, 8920, 8930, 8940, 8950, 9110, 9130, 9210, 9230, 9240, 9310, 9330, MX180, MX200, MX210, MX220, MX230, MX240, MX255, MX270, MX285
6TA590	2096
LTA-10	9250, 9250, 9260, 9350
NTA855	9170, 9180, 9270, 9280, 9370, 9380, 9390
MWM	
TD 226-B 3	C55, C55A, C64, C64A, C70A - CS68, CS75 (⇒ 12/98)
TD 226-B 4	CS78, CS86, CS94 (⇒ 12/98)
SISU	
320D	CS68, CS75 (01/99 ⇒)
420D	CS78, CS86, CS94 (01/99 ⇒) - CS100, CS110
620D	CS120, CS130, CS150, CVX120, CVX130, CVX150, CVX170, CVX1135, CVX1145, CVX1155, CVX1170, CVX1190
PERKINS	
903.27	C50, CS48, CS52
903.27T	C60, CS58, CS63, CX60
1004.4T	C70, C80, C90, CX70, CX80, CX90, CX100, MX80C, MX90C, MX100C
A4.212	475
IVECO	
8035.05	AVJ60, JX60, JX65, JX70, JX1070C, JX1075C, VJ60
8035.06	AVJ55, JX55
8045.05	JX80, JX80U, JX85, JX90, JX90U, JX95, JX100U, JX1060C, VJ80
8045.06	AJV70, JX70U, JX75, VJ70
FORD	
675/TA	MXM120, MXM130, MXM140, MXM155, MXM175, MXM190
SAME	
1000.3A	2120, 2130, PJ55, PJN55, PJV55
1000.4A	2140, 2150, PJ65, PJN65, PJV65, PJ75, PJN75, PJV75
CNH	
	MXU100, MXU110, MXU115, MXU125, MXU135 STX275, STX325



KURBELWELLEN & EINZELTEILE

Motoren IH - Alte Serie



1	2	3	4	5	6	7	Motor	Schleppertyp
Hauptlager	Passlager	Pleuellager	Pleuelbuchsen	Pleuelschrauben	Wellendichtring vorne	Wellendichtring hinten		
Motoren 2 Zyl.								
25/7-16 (3064523R12, 710318R21) Paar	25/8-16 (711073R21, 711073R31)	25/9-16 (710327R11) Paar	25/28-12 (711045R1, 3043611R1)	25/26-16 (3051413R1)	25/11-116 45x60x10 (712219R91)	25/13-116 (712209R2)	D66	D212, D214, D215
							D74	D217, D219
Motoren 3 Zyl.								
25/7-16 (3064523R12, 710318R21) Paar	25/8-16 (711073R21, 711073R31)	25/9-16 (710327R11) Paar	25/28-12 (711045R1, 3043611R1)	25/26-16 (3051413R1)	25/11-117 (44695DA)	25/13-116 (712209R2)	D99	D320, D322
							D111	D324, D326, 323
Motoren 4 Zyl.								
25/7-16 (3064523R12, 710318R21) Paar	25/8-16 (711073R21, 711073R31)	25/9-16 (710327R11) Paar	25/28-12 (711045R1, 3043611R1)	25/26-16 (3051413R1)	25/11-117 (44695DA)	25/13-116 (712209R2)	D132	D430, D432, D440
							D148	D436, D438, D439

Vergleichsliste für Untermaß Hauptlager

Vergleichsliste für Untermaß Pleuellager

Standard	0.25mm	0.50mm	0.75mm	Standard	0.25mm	0.50mm	0.75mm
25/7-16	25/7-16 A	25/7-16 B	25/7-16 C	25/9-16	25/9-16 A	25/9-16 B	25/9-16 C
25/8-16	25/8-16 A	25/8-16 B	25/8-16 C				

Bestell-Nr.	Beschreibung	Schleppertyp	OEM	Abb.
25/17-116	Kurbelwellengehäusedichtung	D212, D214, D215, D217F, D217S, D219, DLD-2, D320, D322, D324, D326, 323	711058R2	
25/17-117	Deckeldichtung Kurbelw. hinten		712537R2	
25/17-118	Gummikeil		714868R1	

STARTERKRANZ


Bestell-Nr.	Beschreibung	Schleppertyp	OEM	Abb.
25/15-33	117Z Ø 358/323 mm	DLD2, D212, D214, D215, D217F, D217S, D219, DED3, D320, D322, D324, D326, DGD4, D430, D432, D436, D439, D440	711072R1	

Wir vertreiben keine Originalteile.
Die Nummern dienen lediglich als Beschreibung.



"THE RELIABLE SERVICE"



KURBELWELLEN & EINZELTEILE
Motoren IH


1	2	3	4	5	6	7	Motor	Schleppertyp
Kurbwellensatz	Hauptlager	Pleuellager	Pleuelbuchsen	Pleuelschrauben	Wellendichring vorne	Wellendichring hinten		
Motoren 3 Zyl.								
	25/2-23 (1x3055129R21 3x3055130R21)	25/3-23 (3x3055351R91)	25/28-14 (3132018R2)	25/26-24 (3055033R1 + 3055034R1)	25/11-18 (A) (3228401R91)	25/13-16 (3138701R91)	D155	353, 383, 385, 395, 423, 433, 440, 453, 533, 540, 3210
							D179	248, 454, 464, 484, 485, 495, 523, 553, 633, 640, 2400, 3220
Motoren 4 Zyl.								
25/1-54 (751303R51, 3110995R91)	25/2-21 (708912R91, 1x708910R91 4x3064523R11)	25/3-21 (3070546R91, 4x3070536R11)	25/28-12 (711045R1, 3043611R1)		25/11-16 (3108650R91)	25/13-14 (3072092R91)	BD144	B275, 276, 354
							BD154	238, 374, 384, B414, 424, 434, 444
25/1-55 (1329196C1, 3132968R93)							D206	474, 584, 585, 595, 624, 644, 645, 654, 733, 740, 3230
25/1-56 (3144626R92)		25/3-24 (4x3055351R91) 32 mm	25/28-14 (3132018R2)	25/26-24 (3055033R1 + 3055034R1)	25/11-18 (A) (3228401R91)	25/13-16 (3138701R91)	D239	574, 674, 684, 685, 695, 724, 743, 744, 745, 833, 840, 940, 4210
25/1-70 (3228376R91)	25/2-24 (1x3055129R21 4x3055130R21)	25/3-25 (4x3144688R92) 30 mm					D246	278, 784, 785, 795, 824, 844, 4220
		25/3-34 (4x3132101R91) 32 mm					D268	844S, 845, 884, 885, 895, 4230
							DT239	856
							DT268	995, 4240
Motoren 6 Zyl.								
		25/3-26 (6x3055351R91)	25/28-14 (3132018R2)				D310	946, 955
25/1-45 (3136036R95, 3059514R1)	25/2-26 (1x3055129R21 6x3055130R21)	25/3-46 (6x3132101R91) 32 mm		25/26-24 (3055033R1 + 3055034R1)	25/11-18 (A) (3228401R91)	25/13-16 (3138701R91)	D358	956, 1046, 1055, 1056
		25/3-47 (6x3218422R91) 30 mm	25/28-46 (3218317R1)				DT358	1246, 1255
							DT402	1455

Wir vertreiben keine Originalteile.
Die Nummern dienen lediglich als Beschreibung.


"THE RELIABLE SERVICE"


KURBELWELLEN & EINZELTEILE

Motoren IH

Bestell-Nr.	Beschreibung	Schleppertyp	OEM	Abb.
25/11-19	Kurbelwellendichtungssatz vorne	D155, D206, D310, D179, D239, D246, D268, DT358, DT402	3228133R93	
25/17-11	Kurbelwellengehäusedichtung		3055215R3	
25/17-118	Gummikeil		714868R1	

HAUPT- & PLEUELLAGERSÄTZE

Vergleichsliste für Untermaß Hauptlager				Vergleichsliste für Untermaß Pleuellager			
Standard	0.25mm	0.50mm	0.75mm	Standard	0.25mm	0.50mm	0.75mm
25/2-21	25/2-21 A (B221A)	25/2-21 B (B221B)	25/2-21 C (708913R91)	25/3-21	25/3-21 A (4x3070539R91)	25/3-21 B (B321B)	25/3-21 C (4x3070537R11)
25/2-23	25/2-23 A (1x3056820R11 3x3056832R21)	25/2-23 B (1x3056875R11 3x3056877R21)	25/2-23 C (1x3055776R11 3x3055779R21)	25/3-23	25/3-23 A (3x3056834R11)	25/3-23 B (3x3056879R11)	25/3-23 C (3x3055781R11)
25/2-24	25/2-24 A (1x3056820R11 4x3056832R21)	25/2-24 B (1x3056875R11 4x3056877R21)	25/2-24 C (1x3055776R11 4x3055779R21)	25/3-24	25/3-24 A (4x3056834R11)	25/3-24 B (4x3056879R11)	25/3-24 C (4x3055781R11)
25/2-26	25/2-26 A (1x3056820R11 6x3056832R21)	25/2-26 B (1x3056875R11 6x3056877R21)	25/2-26 C (1x3055776R11 6x3055779R21)	25/3-25	25/3-25 A (4x3144876R92)	25/3-25 B (4x3144881R92)	25/3-25 C (4x3144886R92)
				25/3-26	25/3-26 A (6x3056834R11)	25/3-26 B (6x3056879R11)	25/3-26 C (6x3055781R11)
				25/3-34	25/3-34 A (4x3136203R11)	25/3-34 B (4x3136329R11)	
				25/3-46	25/3-46 A (6x3136203R11)	25/3-46 B (6x3136329R11)	
				25/3-47	25/3-47 A (6x3228663R91)	25/3-47 B (6x3228667R91)	

Wir vertreiben keine Originalteile.
Die Nummern dienen lediglich als Beschreibung.



"THE RELIABLE SERVICE"



STARTERKRÄNZE & SCHWUNGRÄDER


Motoren IH


1

2

Bestell-Nr.	Abb.	Beschreibung	Schleppertyp	OEM
25/15-28	1	126Z Ø 371 - 405 mm	238, 248, 258, 268, 278, 385, 395, 454, 474, 484, 485, 485XL, 495, 495XL, 574, 584, 585, 585XL, 595, 595XL, 674, 684, 685, 685XL, 695, 695XL, 784, 785, 785XL, 795, 795XL, 885, 2400, 2500, 3210, 3220, 3230, 4210, 4220	60883H
25/296-12	2	127Z 11"	258, 268, 278, 474, 574, 584, 585, 595, 674, 684, 685, 784, 785, 3230	3136044R41, 3136044R11
25/296-13	2	127Z 12"	258, 268, 585, 595, 685, 695, 785, 795, 3230, 4210, 4220	1808412C91
25/15-27	1	128Z Ø 372 - 412 mm	288, 685, 785, 884, 885, 885XL, 895, 895XL, 995, 995XL, 4230, 4240	3218637R1
25/296-14	2	128Z 12"		1808413C91, 1808413C92
25/15-34	1	Ø 363 / 325 mm	353, 383, 423, 433, 440, 453, 533, 540	3055358R1
25/15-23	1	129Z Ø 357 - 393 mm T. : 18mm	454, 553, 644, 654, 724, 743, 743XL, 744, 745S, 745XL, 824, 845, 946, 1046, 1246, 2400	3055133R1
25/296-6	2	134Z	745S, 844, 844S, 844XL, 845, 845XL	3144651R92
25/15-9	1	134Z Ø 357 mm T. : 25mm		3144607R1
25/296-15	2	134Z	856XL, 955, 955XL, 956, 956XL, 1055, 1055XL, 1056, 1056XL	3218474R92
25/15-9	1	134Z Ø 357 mm T. : 25mm	1255, 1255XL, 1455, 1455XL	3144607R1

RIEMENSCHLEIBE

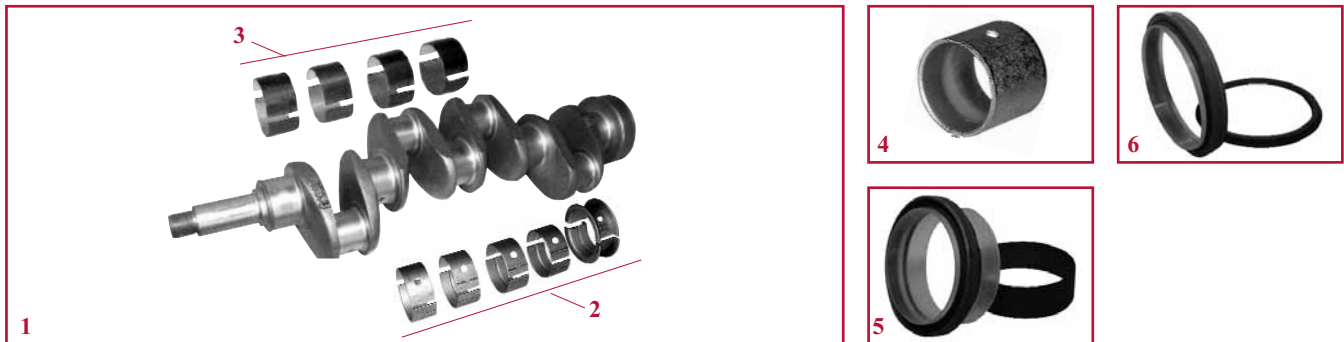
Bestell-Nr.	Schleppertyp	OEM	Abb.
25/59-8	644, 654, 724, 733, 740, 743, 743XL, 744, 745S, 745XL, 824, 833, 840, 844, 844S, 844XL, 845, 845XL, 940	3138834R1	

Wir vertreiben keine Originalteile.
 Die Nummern dienen lediglich als Beschreibung.



"THE RELIABLE SERVICE"



KURBELWELLEN & EINZELTEILE
Motoren Cummins


1	2	3	4	5	6	Motor	Schleppertyp
Kurbelwelle	Hauptlager	Pleuellager	Pleuelbuchsen	Wellendichtring vorne	Wellendichtring hinten		
Motoren 4 Zyl.							
	25/2-13 (1 x A77406 4 x A77405)	25/3-13 (4 x A77465)	25/28-49 (J901085, J941476, 87403209)	25/11-49 (A77890) (Satz)	25/13-49 (J909411, J909090) (Satz)	4T390	5120, 5220
Motoren 6 Zyl.							
25/1-49 (J908032, J918324)	25/2-49 (1 x A77406 6 x A77405)	25/3-49 (6 x A77465)	25/28-49 (J901085, J941476, 87403209)	25/11-49 (A77890) (Satz)	25/13-49 (J909411, J909090) (Satz)	6-590	5130, 5230
						6T590	5140, 5150, 5240, 5250 MX100, MX110, MX120, MX135 MX150, MX170
	25/2-66 (1 x A77706 6 x A77711)	25/3-66 (6 x A77563)	25/28-66 (J913900, J913990)	25/11-66 (A77790) (Satz)	25/13-66 (A77809, J904410, J353978, J934486) (Satz)	6T830	7110, 7120, 7130, 7140, 7150, 7210, 7220, 7230, 7240, 7250, 8910, 8920, 8930, 8940, 8950, 9110, 9130, 9210, 9230, 9240, 9310, 9330 MX180, MX200, MX210, MX220, MX230, MX240, MX255, MX270, MX285
						6T8304	STX275, STX325

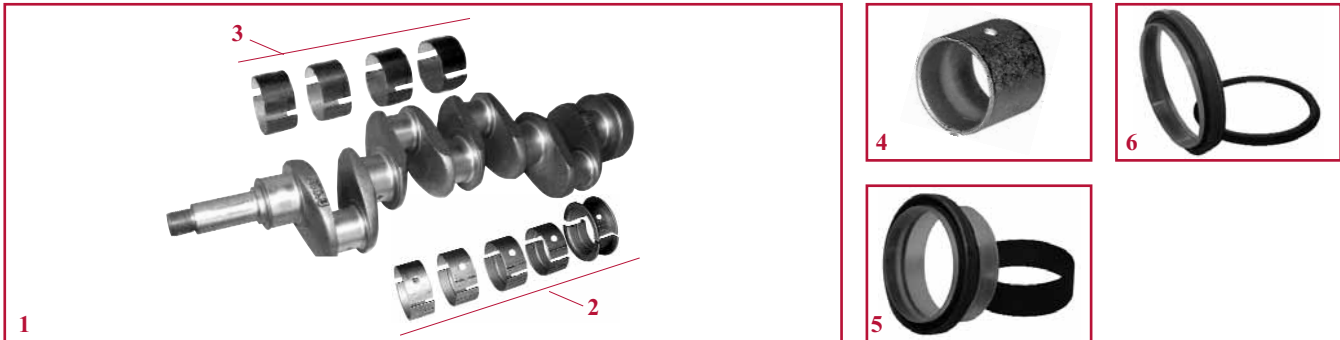
Bestell-Nr.	Beschreibung	Schleppertyp	OEM	Abb.
25/17-119	Kurbelwellengehäusedichtung	5120, 5130, 5140, 5150, 5220, 5230, 5240, 5250, MX100, MX110, MX120, MX135, MX150, MX170 Mährescher 1644, 2044, 2144, 2344	J928493, J938159	

Wir vertreiben keine Originalteile.
Die Nummern dienen lediglich als Beschreibung.


"THE RELIABLE SERVICE"


KURBELWELLEN & EINZELTEILE

Motoren Cummins



1	2	3	4	5	6		
Kurbelwelle	Hauptlager	Pleuellager	Pleuelbuchsen	Wellendichtring vorne	Wellendichtring hinten	Motor	Schleppertyp
Mähdrescher							
25/1-49 (J908032, J918324)	25/2-49 (1 x A77406, 6 x A77405)	25/3-49 (6 x A77465)	25/28-49 (J901085, J941476, 87403209)	25/11-49 (A77890, J906080) (Satz)	25/13-49 (J909411, J909090) (Satz)	6T590	1620, 1640
							1644, 2144, 2344
	25/2-66 (1 x A77706, J945929, 6 x A77711, J945930)	25/3-66 (6 x A77563)	25/28-66 (J913900, J913990)	25/11-66 (A77790) (Satz)	25/13-66 (A77809, J904410, J353978, J934486) (Satz)	6T830	1660, 1666, 1670, 1680, 1688, 2166, 2188, 2365, 2366, 2388, CF60

HAUPT- & PLEUELLAGERSÄTZE

Vergleichsliste für Untermaß Hauptlager				Vergleichsliste für Untermaß Pleuellager			
Standard	0.25mm	0.50mm	0.75mm	Standard	0.25mm	0.50mm	0.75mm
25/2-13	25/2-13 A (1 x A77473, 4 x A77472)	25/2-13 B (1 x A77475, 4 x A77474)	25/2-13 C (1 x A77477, 4 x A77476)	25/3-13	25/3-13 A (4 x A77466)	25/3-13 B (4 x A77467)	25/3-13 C (4 x A77468)
25/2-49	25/2-49 A (1 x A77473, 6 x A77472)	25/2-49 B (1 x A77475, 6 x A77474)	25/2-49 C (1 x A77477, 6 x A77476)	25/3-49	25/3-49 A (6 x A77466)	25/3-49 B (6 x A77467)	25/3-49 C (6 x A77468)
25/2-66	25/2-66 A (1 x A77707, 6 x A77712)	25/2-66 B (1 x A77708, 6 x A77713)	25/2-66 C (1 x A77709, 6 x A77714)	25/3-66	25/3-66 A (6 x A77564)	25/3-66 B (6 x A77565)	25/3-66 C (6 x A77566)

Wir vertreiben keine Originalteile.
Die Nummern dienen lediglich als Beschreibung.

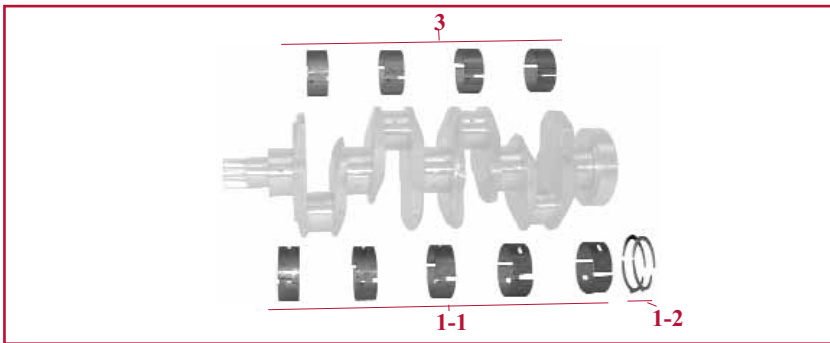


"THE RELIABLE SERVICE"



KURBELWELLEN & EINZELTEILE

Motoren MWM



1	3	4	5	6	7		
Hauptlager	Pleuellager	Pleuelbuchsen	Pleuelschrauben	Wellendichtring vorne	Wellendichtring hinten	Motor	Schleppertyp
Motoren 3 Zyl.							
25/2-100 (1-1) (4x130100010755)	25/3-100 (3x130100030714) Ø 63 mm	25/28-100 (130100030705) Ø 35 mm	25/26-100 (130100030707)	25/11-100 (130100010727) 78x100x13 mm	25/13-100 (130100010728) 110x130x13 mm	D 226-B 3	C55, C55A
25/6-100 (1-2) (2x130100010754) Ø 70 mm						TD 226-B 3	C64, C64A, C70A CS68, CS75 (⇒ 12/98)
Motoren 4 Zyl.							
25/2-101 (5x130100010755)	25/3-101 (4x130100030714) Ø 63 mm	25/28-100 (130100030705) Ø 35 mm	25/26-100 (130100030707)	25/11-100 (130100010727) 78x100x13 mm	25/13-100 (130100010728) 110x130x13 mm	TD 226-B 4	CS78, CS86, CS94 (⇒ 12/98)
25/6-100 (1-2) (2x130100010754) Ø 70 mm							

HAUPT- & PLEUELLAGERSÄTZE

Vergleichsliste für Untermaß Hauptlager				Vergleichsliste für Untermaß Pleuellager			
Standard	0.25mm	0.50mm	0.75mm	Standard	0.25mm	0.50mm	0.75mm
25/2-100	25/2-100 A	25/2-100 B	25/2-100 C	25/3-100	25/3-100 A	25/3-100 B	25/3-100 C
25/2-101	25/2-101 A	25/2-101 B	25/2-101 C	25/3-101	25/3-101 A	25/3-101 B	25/3-101 C

Bestell-Nr.	Beschreibung	Schleppertyp	OEM	Abb.
25/17-129	Kurbelwellengehäusedichtung	C55, C64, C70A, CS68, CS75, CS78, CS86, CS94	130100010726, 130100010757	

Wir vertreiben keine Originalteile.
Die Nummern dienen lediglich als Beschreibung.

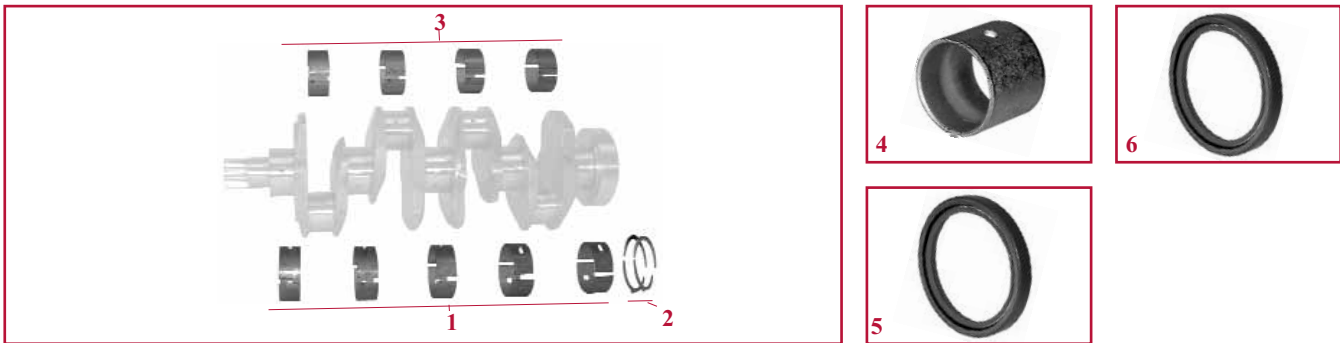


"THE RELIABLE SERVICE"



KURBELWELLEN & EINZELTEILE

Motoren Sisu



1	2	3	4	5	6	Motor	Schleppertyp
Hauptlager	Anlaufscheiben	Pleuellager	Pleuelbuchsen	Wellendichtring vorne	Wellendichtring hinten		
Motoren 3 Zyl.							
25/2-97 (4 x 162000010781, 836119457) Ø 85 mm	25/6-97 (2 x 162000010714)	25/3-97 (3 x 162000030702, 836110552) Ø 68 mm	25/28-97 (162000030705, 836646271)	25/11-97 (162000010700, 614105880)	25/13-97 (299939A1, 162000010703)	320D	CS68, CS75 (1/99 ⇔)
Motoren 4 Zyl.							
25/2-98 (5 x 162000010781, 836119457) Ø 85 mm	25/6-97 (2 x 162000010714)	25/3-98 (4 x 162000030702, 836110552) Ø 68 mm	25/28-97 (162000030705, 836646271)	25/11-97 (162000010700, 614105880)	25/13-97 (299939A1, 162000010703)	420D	CS78, CS86, CS94 (1/99 ⇔) CS100, CS110
Motoren 6 Zyl.							
25/2-99 (7 x 162000010781, 836119457) Ø 85 mm	25/6-97 (2 x 162000010714)	25/3-99 (6 x 162000030702, 836110552) Ø 68 mm	25/28-97 (162000030705, 836646271)	25/11-97 (162000010700, 614105880)	25/13-97 (299939A1, 162000010703)	620D	CS120, CS130, CS150, CVX120, CVX130, CVX150, CVX170, CVX1135, CVX1145, CVX1155, CVX1170, CVX1190

HAUPT- & PLEUELLAGERSÄTZE

OEM Nummern für Untermaß Hauptlager				OEM Nummern für Untermaß Pleuellager			
Standard	0.25mm	0.50mm	0.75mm	Standard	0.25mm	0.50mm	0.75mm
25/2-97	25/2-97 A	25/2-97 B	25/2-97 C	25/3-97	25/3-97 A	25/3-97 B	25/3-97 C
25/2-98	25/2-98 A	25/2-98 B	25/2-98 C	25/3-98	25/3-98 A	25/3-98 B	25/3-98 C
25/2-99	25/2-99 A	25/2-99 B	25/2-99 C	25/3-99	25/3-99 A	25/3-99 B	25/3-99 C

Wir vertreiben keine Originalteile.
Die Nummern dienen lediglich als Beschreibung.

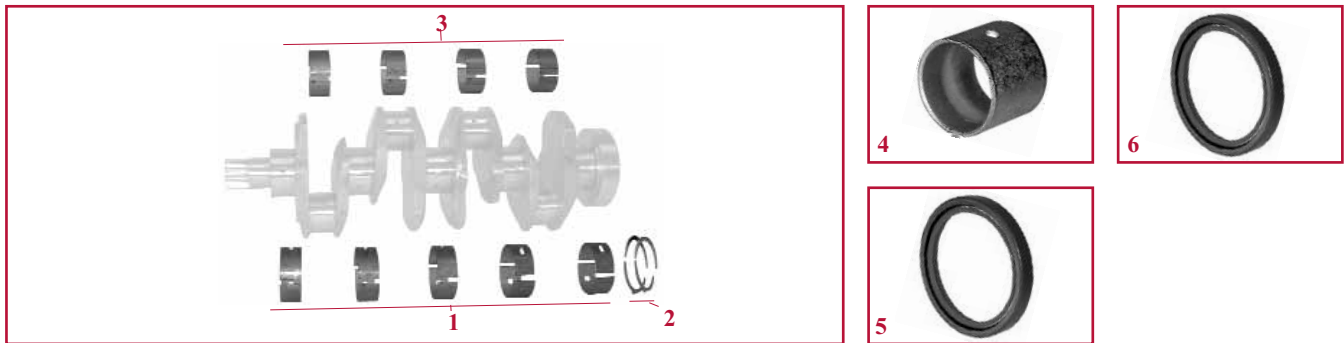


"THE RELIABLE SERVICE"



KURBELWELLEN & EINZELTEILE

Motoren Perkins



1	2	3	4	5	6	Motor	Schleppertyp
Hauptlager	Anlaufscheiben	Pleuellager	Pleuelbuchsen	Wellendichtring vorne	Wellendichtring hinten		
Motoren 3 Zyl.							
25/2-86 (304892A1, 130300010720, 130300010757)	25/6-86 (2 x 296150A1, 130300010724 + 2 x 296151A1, 130300010726)	25/3-86 (296245A1, 130300030701)	25/28-86 (296149A1, 130300030707)	25/11-86 (295810A1, 130300010741)	25/13-86 (218271A1, 3235723A1)	903.27	C50, CS48, CS52, CX50
		25/3-87 (296260A1, 130300030713)				903.27T	C60, CS58, CS63, CX60
Motoren 4 Zyl.							
25/2-22 (3118150R1)	25/6-16 (2 x 796189R1 + 2 x 796190R1)	25/3-22 (3118135R1)	25/28-13 (795775R1)	25/11-17 (3118128R91)	25/13-15 (795662R1)	A4.212	475
25/2-88 (3118150R1, 218284A1)	25/6-88 (2 x 218292A1 + 2 x 218294A1)	25/3-88 (218627A1)	25/28-88 (293493A1)	25/11-88 (218375A1, 2415361)	25/13-86 (218271A1, 3235723A1)	1004.4T	C70, C80, C90, CX70, CX80, CX90, CX100, MX80C, MX90C, MX100C

HAUPT- & PLEUELLAGERSÄTZE

Vergleichsliste für Untermaß Hauptlager				Vergleichsliste für Untermaß Pleuellager			
Standard	0.25mm	0.50mm	0.75mm	Standard	0.25mm	0.50mm	0.75mm
25/2-22	25/2-22 A	25/2-22 B	25/2-22 C	25/3-22	25/3-22 A	25/3-22 B	25/3-22 C
25/2-86	25/2-86 A	25/2-86 B	25/2-86 C	25/3-86	25/3-86 A	25/3-86 B	25/3-86 C
25/2-88	25/2-88 A	25/2-88 B	25/2-88 C	25/3-87	25/3-87 A	25/3-87 B	25/3-87 C
				25/3-88	25/3-88 A	25/3-88 B	25/3-88 C

Wir vertreiben keine Originalteile.
 Die Nummern dienen lediglich als Beschreibung.




"THE RELIABLE SERVICE"




STARTERKRANZ

Motoren Perkins

Bestell-Nr.	Beschreibung	Schleppertyp	OEM	Abb.
25/15-31	115 z Ø 340 mm	475, C50, C60, C70, C80, C90, CS48, CS52, CS58, CS63, CX50, CX60, CX70, CX80, CX90	3118310R1, 130300020708	
25/15-32	126 z Ø 376 mm	MX80C, MX90C, MX100C	218497A1	

KURBELWELLENGEHÄUSEDICHTUNG

Bestell-Nr.	Beschreibung	Schleppertyp	OEM	Abb.
25/17-136	Kurbelwellengehäusedichtung	C50, C50, CS48, CS52, CS58, CS63, CX50, CX60	296202A1, 130300010703	

Wir vertreiben keine Originalteile.
Die Nummern dienen lediglich als Beschreibung.




"THE RELIABLE SERVICE"



KURBELWELLEN & EINZELTEILE

Motoren Iveco



1	2	3	4	5	6	7	Motor	Schleppertyp
Kurbelwellensatz	Hauptlager	Anlaufscheiben	Pleuellager	Pleuelbuchsen	Wellendichtring vorne	Wellendichtring hinten		
Motoren 3 Zyl.								
	25/2-67 (4 x 1930812)	25/6-67 (1901385)	25/3-67 (3 x 1930181) mit Bohrung 25/3-68 (3 x 1930201) ohne Bohrung	25/28-67 (4766404, 98460411, 99432366) Ø 38 mm	25/11-67 (98461684) 42 x 65 x 12	25/13-67 (98461686, 99457401) 114 x 135 x 13	8035.05	AVJ60, JX60, JX65, JX70, JX1060C, JX1070C, JX1075C, VJ60
							8035.06	AVJ55, JX55
Motoren 4 Zyl.								
25/1-84 (98451529, 4785110)	25/2-84 (5 x 1930812)	25/6-67 (1901385)	25/3-84 (4 x 1930181) mit Bohrung 25/3-85 (4 x 1930201) ohne Bohrung	25/28-67 (4766404, 98460411, 99432366) Ø 38 mm	25/11-67 (98461684) 42 x 65 x 12	25/13-67 (98461686, 99457401) 114 x 135 x 13	8045.05	JX80, JX80U, JX85, JX90, JX90U, JX95, JX100U, VJ80
							8045.06	AVJ70, JX70U, JX75, VJ70

HAUPT- & PLEUELLAGERSÄTZE

Vergleichsliste für Untermaß Hauptlager				Vergleichsliste für Untermaß Pleuellager			
Standard	0.25mm	0.50mm	0.75mm	Standard	0.25mm	0.50mm	0.75mm
25/2-22	25/2-22 A	25/2-22 B	25/2-22 C	25/3-22	25/3-22 A	25/3-22 B	25/3-22 C
25/2-86	25/2-86 A	25/2-86 B	25/2-86 C	25/3-86	25/3-86 A	25/3-86 B	25/3-86 C
25/2-88	25/2-88 A	25/2-88 B	25/2-88 C	25/3-87	25/3-87 A	25/3-87 B	25/3-87 C
				25/3-88	25/3-88 A	25/3-88 B	25/3-88 C

STARTERKRANZ

Bestell-Nr.	Beschreibung	Schleppertyp	OEM	Abb.
25/15-29	110Z Ø 293 mm	JX55, JX60, JX65, JX70, JX70U, JX75, JX80, JX80U, JX85, JX90, JX90U, JX95, JX100U, JX1060C, JX1060V, JX1070C, JX1070N, JX1070V, JX1075C, JX1075N, JX1075V	4602143	

Wir vertreiben keine Originalteile.
Die Nummern dienen lediglich als Beschreibung.




"THE RELIABLE SERVICE"



KURBELWELLEN & EINZELTEILE

Motoren Ford



1	2	3	4	5	Motor	Schleppertyp
Hauptlager	Wellendichtring vorne	Wellendichtring hinten	Zahnrad	Gehäusedichtung		
Motoren 6 Zyl						
25/2-105 (6 x 87790260 + 1 x 87790266)	25/11-105 (87802755, 87800696)	25/13-105 (83955247, 87802757)	25/12-19 (83993159)	25/17-16 (87801610)	675/TA	MXM120, MXM130, MXM135, MXM140, MXM150, MXM155, MXM165, MXM175, MXM180, MXM190

PLEUELSTANGE & EINZELTEILE



1	2	3	4	Motor	Schleppertyp
Pleuelstange	Pleuellager	Pleuelbuchsen	Pleuelschrauben		
Motoren 6 Zyl.					
25/25-28 (87801219)	25/3-105 (6 x 87790304)	25/28-51 (87840994)	25/26-27 (87802307, 83991682)	675/TA	MXM120, MXM130, MXM135, MXM140, MXM150, MXM155, MXM165, MXM175, MXM180, MXM190

STARTERKRANZ

Bestell-Nr.	Beschreibung	Schleppertyp	OEM	Abb.
25/15-30	128Z Ø 372 mm	MXM120, MXM130, MXM135, MXM140, MXM150, MXM155, MXM165, MXM175, MXM180, MXM190	83949153	

Wir vertreiben keine Originalteile.
Die Nummern dienen lediglich als Beschreibung.

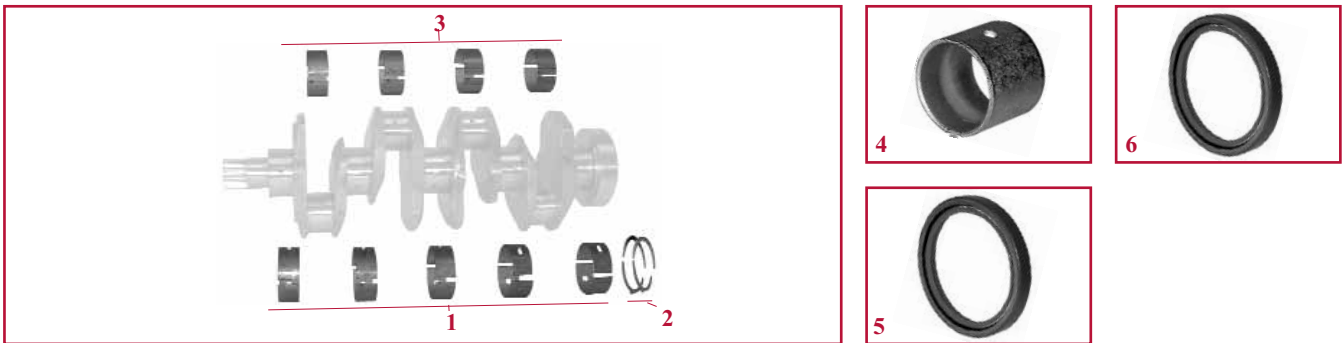


"THE RELIABLE SERVICE"



KURBELWELLEN & EINZELTEILE

Motoren Same



1	2	3	4	5	6	Motor	Schleppertyp
Hauptlager	Anlaufscheiben	Pleuellager	Pleuelbuchsen	Wellendichtring vorne	Wellendichtring hinten		
Motoren 3 Zyl.							
25/2-106 (4 x 1966294C1 + 4 x 1966297C1)	25/6-106 (4 x 1966647C1)	25/3-106 (6 x 1966300C1)	25/28-106 (1966466C1)	25/11-106 (137845A1, 1966692C1)	25/13-106 (1966693C1)	1000.3A	2120, 2130, PJ55, PJN55, PJV55
Motoren 4 Zyl.							
25/2-107 (5 x 1966294C1 + 5 x 1966297C1)	25/6-106 (4 x 1966647C1)	25/3-107 (8 x 1966300C1)	25/28-106 (1966466C1)	25/11-106 (137845A1, 1966692C1)	25/13-106 (1966693C1)	1000.4A	2140, 2150, PJ65, PJ75, PJN65, PJN75, PJV65, PJV75

HAUPT- & PLEUELLAGERSÄTZE

Vergleichsliste für Untermaß Hauptlager				Vergleichsliste für Untermaß Pleuellager			
Standard	0.25mm	0.50mm	0.75mm	Standard	0.25mm	0.50mm	0.75mm
25/2-106	25/2-106 A	25/2-106 B	25/2-106 C	25/3-106	25/3-106 A	25/3-106 B	25/3-106 C
25/2-107	25/2-107 A	25/2-107 B	25/2-107 C	25/3-107	25/3-107 A	25/3-107 B	25/3-107 C

Wir vertreiben keine Originalteile.
Die Nummern dienen lediglich als Beschreibung.



"THE RELIABLE SERVICE"



KOLBEN, BUCHSEN & RINGE
Motoren IH - Alte Serie

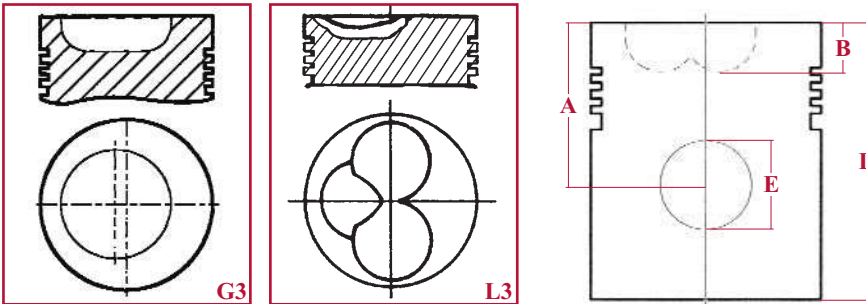

1	2	3	Bohrung	Typ	Schleppertyp
KBR-Sätze	Satz Kolbenringe	Dichtung			
Motoren 2 Zyl.					
25/31-115 (A) (3054295R91)	25/34-112 (3050150R92)	25/38-114 (711048R2)	82.5 mm	D66	D212, D214, D215, DLD2
25/31-111 (A) (714852R98)	25/34-111 (3050149R92)	25/38-113 (714854R1)	87.3 mm	D74	D217, D219
Motoren 3 Zyl.					
25/31-115 (A) (3054295R91)	25/34-112 (3050150R92)	25/38-114 (711048R2)	82.5 mm	D99	D320, D322, DED3
25/31-111 (A) (714852R98)	25/34-111 (3050149R92)	25/38-113 (714854R1)	87.3 mm	D111	D324, D326, 323
Motoren 4 Zyl.					
25/31-115 (A) (3054295R91)	25/34-112 (3050150R92)	25/38-114 (711048R2)	82.5 mm	D132	D430, D432, D440, DGD4
25/31-112 (A) (718201R96)	25/34-111 (3050149R92)	25/38-112 (718203R1)	87.3 mm	D148	D436, D438, D439

(A) Incl. Zylinderbuchsenabdichtungen



KOLBEN

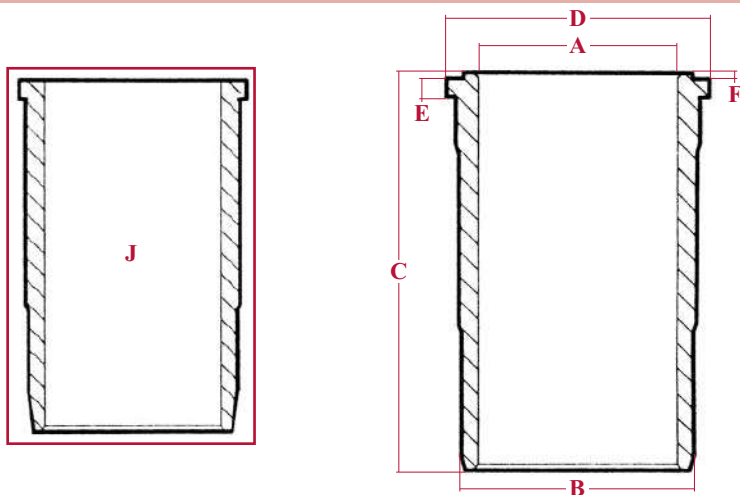
Motoren IH - Alte Serie



- A** : Kompressionshöhe (mm)
- B** : Brennkammertiefe (mm)
- D** : Gesamthöhe (mm)
- E** : Kolbenbolzendurchmesser (mm)
- Al-fin** : Ringträgerkolben

Bestell-Nr.	Motoren	Bohrung Ø	Typ	Ringe	Al-fin	A mm	B mm	D mm	E mm
25/31-111	D74	87.3	G3	5	Nein	50.9	5.5	99	28
25/31-112	D148	87.3		5	Nein	50.9	5.5	99	28
25/31-115	D66	82.5	G3	5	Nein	50.9	5.5	99	28

BUCHSE



- A** : Bohrung (mm)
- B** : Durchmesser Aussen (mm)
- C** : Gesamthöhe (mm)
- D** : Durchmesser Kragen (mm)
- E** : Kragenhöhe (mm)
- F** : Feuersteghöhe (mm)

Bestell-Nr.	Typ	A mm	B mm	C mm	D mm	E mm	F mm
25/31-111	J	87.3	95.25	179.4	104	5.77	-
25/31-115	J	82.5	90.4	179.5	99.3	5.79	-

KOLBENRINGE

Bestell-Nr.	Motoren	Bohrung Ø										
25/34-111	D74	87.3		2.38		2.38		2.38		4.75		4.75
			P1	T1	T1	BE	SS					
25/34-112	D66	82.5		2.38		2.38		2.38		4.75		4.75
			P1	T1	T1	BE	SS					

- BE** : Abstreifring mit Spannfeder
- P1** : Rechteckring
- SS** : Doppelabstreifring
- T1** : Kompressionsring (konisch)

Wir vertreiben keine Originalteile.
 Die Nummern dienen lediglich als Beschreibung.



"THE RELIABLE SERVICE"



KOLBEN, BUCHSEN & RINGE
Motoren IH


1	2	3	4	5	Bohrung	Typ	Schleppertyp
Satz (A)	Kolben	Satz Kolbenringe	Buchse	Buchsendichtung			
Motoren 3 Zyl.							
25/31-62 (3218758R95) 25/31-64 (3139586R95) AL-FIN	25/33-62 25/33-64 AL-FIN	25/34-62 (3218416R92) 25/34-65 (3139594R91) AL-FIN 25/34-60 (3059262R92) AL-FIN 4Kolbr.	25/35-62 (3139587R3)	25/38-62 (3228344R1) Ø 5 mm 25/38-63 (3228348R1) Ø 4.7 mm	98.4 mm	D155 (B)	353, 383, 385, 395, 423, 433, 440, 453, 533, 540, 3210
25/31-63 (3218759R95) 25/31-65 (3139591R96) AL-FIN 25/31-185 (D) (1806470C91) AL-FIN	25/33-63 25/33-65 AL-FIN 25/33-185 AL-FIN	25/34-62 (3218416R92) 25/34-65 (3139594R91) AL-FIN 25/34-60 (3059262R92) AL-FIN 4Kolbr. 25/34-65 (3139594R91) AL-FIN	25/35-63 (3139592R4)	Ø 5 mm Ø 4.7 mm	98.4 mm	D179 (C)	248, 454, 464, 484, 485, 495, 523, 553, 633, 640, 2400, 3220
Motoren 4 Zyl.							
25/31-42 (751604R92)	25/33-42 (704099R2, 3048523R1)	25/34-42 (751607R91, 3114775R91)	25/35-42 (704092R1)	25/38-42 (704100R1)	85.7 mm	BD144	B275, 276, 354
25/31-44 (3044479R94)	25/33-44 (3044486R3)	25/34-44 (3114778R91)	25/35-44 (3044481R3)		88.9 mm	BD154	238, 374, 384, B414, 424, 434, 444
25/31-62 (3218758R95) 25/31-64 (3139586R95) AL-FIN	25/33-62 25/33-64 AL-FIN	25/34-62 (3218416R92) 25/34-65 (3139594R91) AL-FIN 25/34-60 (3059262R92) AL-FIN 4Kolbr.	25/35-62 (3139587R3)	25/38-62 (3228344R1) Ø 5 mm 25/38-63 (3228348R1) Ø 4.7 mm	98.4 mm	D206 (B)	474, 584, 585, 595, 624, 644, 645, 654, 733, 740, 3230

(A) Incl. Zylinderbuchsenabdichtungen

(B) Hub: 111.1 mm

(C) Hub: 128.5 mm

(D) Hochkompressionskolben

Wir vertreiben keine Originalteile.

Die Nummern dienen lediglich als Beschreibung.


"THE RELIABLE SERVICE"


KOLBEN, BUCHSEN & RINGE
Motoren IH


1	2	3	4	5	Bohrung	Typ	Schleppertyp
KBR-Sätze (A)	Kolben	Satz Kolbenringe	Buchse	Buchsendichtung			
Motoren 4 Zyl.							
25/31-63 (3218759R95) 25/31-65 (3139591R96) AL-FIN 25/31-185 (D) (1806470C91) AL-FIN	25/33-63 25/33-65 AL-FIN 25/33-185 AL-FIN	25/34-62 (3218416R92) 25/34-65 (3139594R91) AL-FIN 25/34-60 (3059262R92) AL-FIN 4Kolbr. 25/34-65 (3139594R91) AL-FIN	25/35-63 (3139592R4) 25/35-66 (3144682R3)	25/38-62 (3228344R1) Ø 5 mm 25/38-63 (3228348R1) Ø 4.7 mm	98.4 mm 100 mm 100 mm 98.4 mm 100 mm	D239 (C) D246 D268 DT239 (C) DT268	574, 674, 684, 685, 695, 724, 743, 744, 745, 833, 840, 940, 4210 278, 784, 785, 795, 824, 844, 4220 844S, 845, 884, 885, 895, 4230 856 995, 4240

- (A) Incl. Zylinderbuchsenabdichtungen
 (B) Hub: 111.1 mm
 (C) Hub: 128.5 mm
 (D) Hochkompressionskolben

Pleuelstange zum Motor BD154

Bestell-Nr.	Beschreibung	Schleppertyp	OEM	Abb.
25/25-42	88,9mm Bohrung	238, 374, 384, B414, 424, 434, 444	3061214R91	

Wir vertreiben keine Originalteile.
 Die Nummern dienen lediglich als Beschreibung.


"THE RELIABLE SERVICE"


KOLBEN, BUCHSEN & RINGE
Motoren IH


1	2	3	4	5			
KBR-Sätze (A)	Kolben	Satz Kolbenringe	Buchse	Buchsendichtung	Bohrung	Typ	Schleppertyp
Motoren 6 Zyl.							
25/31-62 (3218758R95) 25/31-64 (3139586R95) AL-FIN	25/33-62 25/33-64 AL-FIN	25/34-62 (3218416R92) 25/34-65 (3139594R91) AL-FIN 25/34-60 (3059262R92) AL-FIN 4Kolbr.	25/35-62 (3139587R3)	25/38-62 (3228344R1) Ø 5 mm 25/38-63 (3228348R1) Ø 4,7 mm	98.4 mm	D310 (B)	946, 955
25/31-63 (3218759R95) 25/31-65 (3139591R96) AL-FIN	25/33-63 25/33-65 AL-FIN	25/34-62 (3218416R92) 25/34-65 (3139594R91) AL-FIN 25/34-60 (3059262R92) AL-FIN 4Kolbr.	25/35-63 (3139592R4)		98.4 mm	D358 (C)	956, 1046, 1055, 1056
25/31-185 (D) (1806470C91) AL-FIN	25/33-185 AL-FIN	25/34-65 (3139594R91) AL-FIN			98.4 mm	DT358 (C)	1246, 1255
25/31-113 (3144516R97) AL-FIN	25/32-113 Mit Kolbr.	25/34-65 (3139594R91) AL-FIN			100 mm	DT402	1455
25/31-114 (3218915R95)	25/32-114 Mit Kolbr.	25/34-114 (3218920R91) AL-FIN	25/35-66 (3144682R3)				

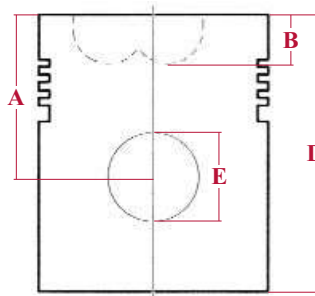
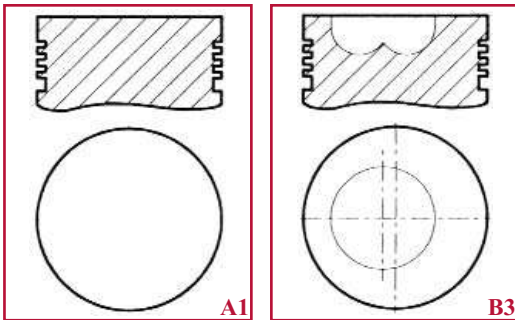
- (A) Incl. Zylinderbuchsenabdichtungen
- (B) Hub: 111.1 mm
- (C) Hub: 128.5 mm
- (D) Hochkompressionskolben

Wir vertreiben keine Originalteile.
 Die Nummern dienen lediglich als Beschreibung.


"THE RELIABLE SERVICE"


KOLBEN

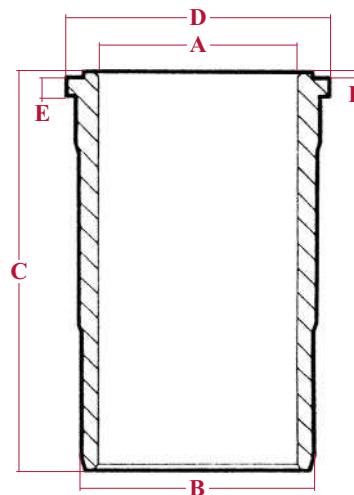
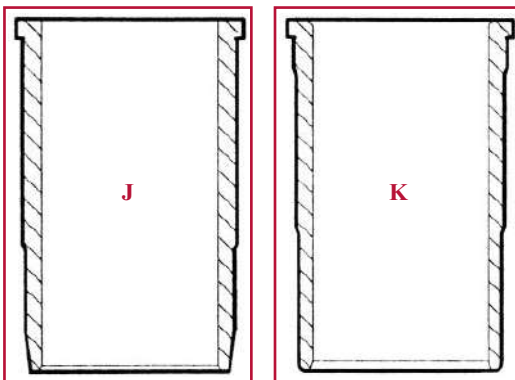
Motoren IH



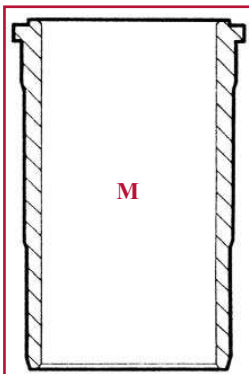
- A** : Kompressionshöhe (mm)
- B** : Brennkammertiefe (mm)
- D** : Gesamthöhe (mm)
- E** : Kolbenbolzendurchmesser (mm)
- Al-fin** : Ringträgerkolben

Bestell-Nr.	Motoren	Bohrung Ø	Typ	Ringe	Al-fin	A mm	B mm	D mm	E mm
25/33-42	BD144	85.72	A1	5	Nein	50.95	-	98.98	28.00
25/33-44	BD154	88.90	A1	5	Nein	50.90	-	99.00	28.00
25/33-62	D155, D206, D310	98.42	B3	3	Nein	67.00	19.90	101.50	36.00
25/33-63	D179, D239, D358	98.42	B3	3	Nein	67.00	24.00	101.50	36.00
25/33-64	D155, D206, D310	98.42	B3	3	Ja	67.00	19.90	107.00	36.00
25/33-65	D179, D239	98.42	B3	3	Ja	67.00	24.00	107.00	36.00
25/33-66	D246	100.00	B3	3	Nein	67.00	22.30	107.00	36.00
25/33-67	D268	100.00	B3	3	Ja	67.00	24.00	107.00	36.00
25/32-113	DT239, DT358	98.42	B3	3	Ja	67.00	23.80	107.00	38.00
25/32-114	DT268, DT402	100.00	B3	3	Ja	64.80	24.00	107.00	38.00
25/33-185	D179, D239, D358	98.42	B3	3	Ja	67.00	22.10	107.00	36.00

BUCHSE



- A** : Bohrung (mm)
- B** : Durchmesser Aussen (mm)
- C** : Gesamthöhe (mm)
- D** : Durchmesser Kragen (mm)
- E** : Kragenhöhe (mm)
- F** : Feuersteghöhe (mm)



Bestell-Nr.	Typ	A mm	B mm	C mm	D mm	E mm	F mm
25/35-42	J	85.72	93.64	179.39	101.70	5.82	-
25/35-44	K	88.90	93.65	185.73	101.70	5.82	-
25/35-62	M	98.42	110.75	201.10	119.00	7.70	1.10
25/35-63	M	98.42	110.75	216.10	119.00	7.70	1.10
25/35-66	M	100.00	110.75	216.10	119.00	7.70	1.10






























Wir vertreiben keine Originalteile.
 Die Nummern dienen lediglich als Beschreibung.



"THE RELIABLE SERVICE"



KOLBENRINGE
Motoren IH

Bestell-Nr.	Motoren	Bohrung Ø					
25/34-42	BD144	85.72	 CP2 2.38	 P1 2.38	 P1 2.38	 SS 4.76	 SS 4.76
25/34-44	BD154	88.90	 CP1 2.38	 P2 2.38	 P2 2.38	 SS 4.76	 SS 4.76
25/34-60	D155, D206, D310, D179, D239, D358	98.42	 MK1 3.00	 N1 3.17	 P1 3.17	 BEH 4.76	
25/34-62		98.42	 CP1 3.17	 CT2 2.38	 CBEH 4.76		
25/34-65		98.42	 CK1 3.00	 CT2 2.38	 CBEH 4.76		
25/34-66	D246	100.00	 CP1 3.17	 CT2 2.38	 CBEH 4.76		
25/34-67	D268	100.00	 CK1 3.00	 CT2 2.38	 CBEH 4.76		
25/34-114	DT268 DT402	100.00	 CK1 3.00	 CK1 3.00	 CBEH 4.76		

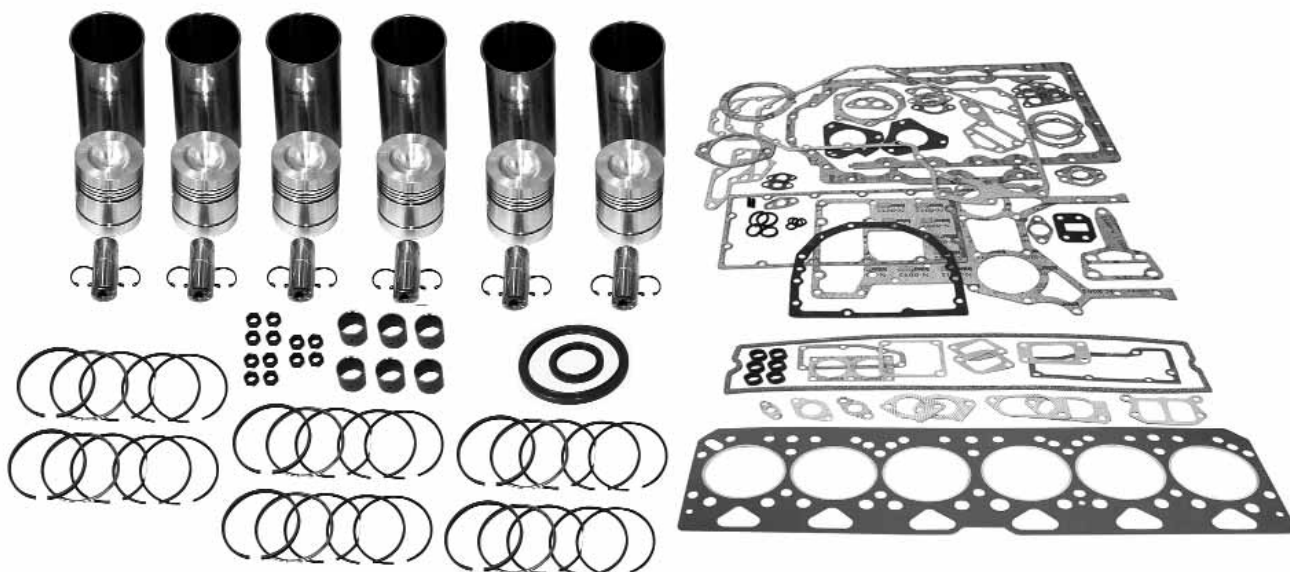
- BEH** : Ölabbstreifring mit Spannfeder
CBEH : Ölabbstreifring, verchromt, mit Spannfeder
CP1 : Kolbenring, rechteckig, verchromt
CP2 : Kolbenring, rechteckig, mit abgesetzter Top-Kante
CK1 : Kolbenring, trapezförmig, verchromt
CT2 : Kolbenring, verchromt, mit abgesetzter Top-Kante
MK1 : Kolbenring, trapezförmig Molybden
N1 : Nasenring
P1 : Rechteckig
P2 : Kolbenring, rechteckig, mit abgesetzter Top-Kante

Wir vertreiben keine Originalteile.
Die Nummern dienen lediglich als Beschreibung.



"THE RELIABLE SERVICE"



KOMPLETTER MOTORREPARATURSATZ


Bestell-Nr.	Motoren	Bohrung	Ø Kolbenbolzen	Schleppertyp
25/30-120	D155	98.4 mm	36.0 mm	353, 383, 385, 395, 423, 433, 440, 453, 533, 540, 3210
25/30-121	D206			474, 584, 585, 595, 624, 644, 645, 654, 733, 740, 3230
25/30-122	D310			946, 955
25/30-123	D179			248, 454, 464, 484, 485, 495, 523, 553, 633, 640, 2400, 3220
25/30-124	D239			574, 674, 684, 685, 695, 724, 743, 744, 745, 833, 840, 940, 4210
25/30-125	D358			956, 1046, 1055, 1056
25/30-126	DT239			38.0 mm
25/30-127	DT358	1246, 1255		
25/30-128	D246	100.0 mm	36.0 mm	278, 784, 785, 795, 824, 844, 4220
25/30-129	D268			844S, 845, 884, 885, 895, 4230
25/30-190	DT402			38.0 mm


Beinhaltet: Kolben & Buchsensätze (Ringträgerkolben) mit Dichtungen, Kopfdichtungssatz, Ölwanneabdichtung.

Wir vertreiben keine Originalteile.
 Die Nummern dienen lediglich als Beschreibung.



"THE RELIABLE SERVICE"



KOLBEN, BUCHSEN & RINGE
Motoren Cummins



1	2	3	4	Bohrung	Typ	Schleppertyp
Kolben & Ringe	Satz Kolbenringe	Buchse (halbfertig)	Buchsendichtung			
Motoren 4 Zyl.						
25/32-91 (A77733, A77730)	25/34-91 (A77727, J802746)	25/36-91 (J904166) Ausbohrung des Motorblocks		102 mm	4T390	5120, 5220
25/32-91 A (+ 0.5 mm) (A77734, A77519)	25/34-91 A (+ 0.5 mm) (A77728, J802422)					
25/32-91 B (+ 1.0 mm) (A77735, A77520)	25/34-91 B (+ 1.0 mm) (A77729, J802423)					
Motoren 6 Zyl.						
25/32-92 (A77410)	25/34-92 (A77401)	25/36-91 (J904166) Ausbohrung des Motorblocks		102 mm	6-590	5130, 5230
25/32-92 A (+ 0.5 mm) (A77411)	25/34-92 A (+ 0.5 mm) (A77463)					
25/32-92 B (+ 1.0 mm) (A77412)	25/34-92 B (+ 1.0 mm) (A77464)					
25/32-91 (A77733, A77730)	25/34-91 (A77727, J802746)			102 mm	6T590	5140, 5150, 5240, 5250
25/32-91 A (+ 0.5 mm) (A77734, A77519)						
25/32-91 B (+ 1.0 mm) (A77735, A77520)						
25/32-93 (J802747 + J919053 J934047)	25/34-91 A (+ 0.5 mm) (A77728, J802422)			102 mm	6T590	MX100, MX110, MX120, MX135, MX150, MX170
25/32-93 A (+ 0.5 mm) (J802764)	25/34-91 B (+ 1.0 mm) (A77729, J802423)					
25/32-93 B (+ 1.0 mm) (J802765)						

Wir vertreiben keine Originalteile.
Die Nummern dienen lediglich als Beschreibung.

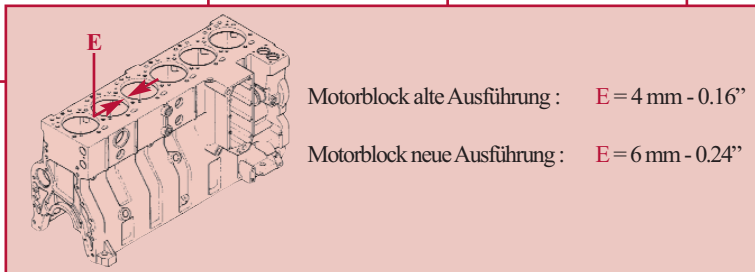

"THE RELIABLE SERVICE"


KOLBEN, BUCHSEN & RINGE

Motoren Cummins



1	2	3	4	Bohrung	Typ	Schleppertyp
Kolben & Ringe	Satz Kolbenringe	Buchse	Buchsendichtung			
Motoren 6 Zyl.						
25/32-283 (A77771)	25/34-283 (A77562, A77744, A77802, J802429)	25/35-284 (J919937) (E = 4 mm)	25/38-283 (J907177)	114 mm	6T830	7110, 7120, 7130, 7140, 7150, 7210, 7220, 7230, 7240, 7250, 9110, 9130, 9210, 9230, 9240
25/32-285 (A77853)		25/35-283 (J907792) (E = 6 mm)		114 mm	6T830	7210, 7220, 7230, 7240, 7250, 8910, 8920, 8930, 8940, 8950, 9310, 9330, MX180, MX200, MX220, MX240, MX255, MX270



Mährescher						
	25/34-91 (A77727, J802746) 25/34-91 A (+ 0.5 mm) (A77728, J802422) 25/34-91 B (+ 1.0 mm) (A77729, J802423)					
25/32-283 (A77771) Kolben (J901597, J934046) Welle	25/34-283 (A77562, A77744, A77802, J802429)	25/35-284 (J919937) (E = 4 mm)	25/38-283 (J907177)	102 mm	6T590	1640, 1644, 2144, 2344
25/32-285 (A77853) Kolben (J901597, J934046) Welle		25/35-283 (J907792) (E = 6 mm)		114 mm	6T830	1660, 1666, 1670, 1680, 1688 2166 (⇒ 176199)
				114 mm	6T830	2166 (176200 ⇒) 2188, 2365, 2366, 2388

Wir vertreiben keine Originalteile.
Die Nummern dienen lediglich als Beschreibung.

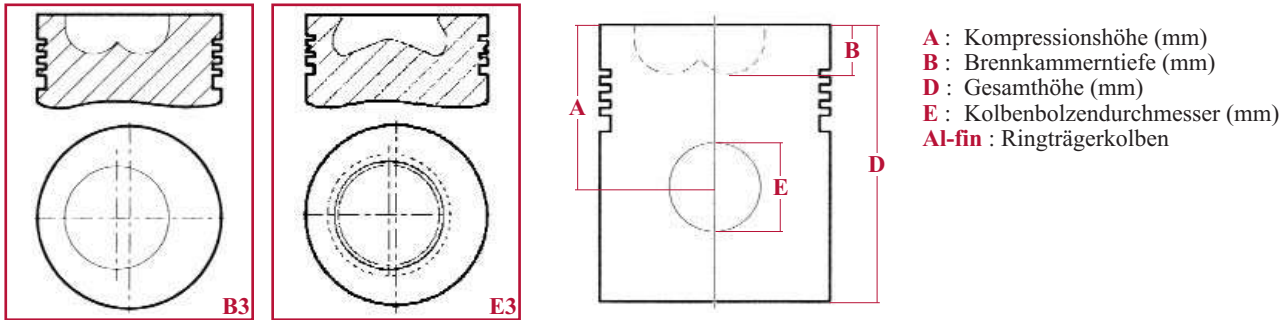


"THE RELIABLE SERVICE"



KOLBEN

Motoren Cummins



A : Kompressionshöhe (mm)
B : Brennkamertiefe (mm)
D : Gesamthöhe (mm)
E : Kolbenbolzendurchmesser (mm)
Al-fin : Ringträgerkolben

Bestell-Nr.	Motoren	Bohrung Ø	Typ	Ringe	Al-fin	A mm	B mm	D mm	E mm
25/32-91	4T390, 6T390	101.80	B3	3	Ja	71.50	17.65	105.36	40.00
25/32-92	6-590	101.80	B3	3	Nein	68.00	19.40	105.36	40.00
25/32-93	6T590	102.00	E3	3	Ja	71.78	22.00	105.60	40.00

KOLBENRINGE


Bestell-Nr.	Motoren	Bohrung Ø					
25/34-91	4T390, 6T390	101.80	CK1 2.85	CP3 2.34	CBEH 3.97		
25/34-92	6-590	101.80	CP1 2.38	CP3 2.34	CBEH 3.97		

CBEH : Ölabbstreifring, verchromt, mit Spannfeder
CP1 : Kolbenring, rechteckig, verchromt
CP3 : Kolbenring, rechteckig, verchromt mit innen abgesetzter Top-Kante
CK1 : Kolbenring, trapezförmig, verchromt



KOLBEN, BUCHSEN & RINGE

Motoren MWM



1	2	3	4	5	Bohrung	Typ	Schleppertyp
KBR-Sätze (A)	Kolben & Ringe	Satz Kolbenringe	Buchse	Dichtung			
Motoren 3 Zyl.							
25/31-278	25/32-278 (130142030703, 130142030701)	25/34-278 (130100030708)	25/35-278 (130100040723)	25/37-278 (2x130100041001	105	D 226-B3	C55, C55A
25/31-279	25/32-279 (130182030702, 130182030705)			+	2x130100041002)	105	TD 226-B3
Motoren 4 Zyl.							
25/31-279	25/32-279 (130182030702, 130182030705)	25/34-278 (130100030708)	25/35-278 (130100040723)	25/37-278 (2x130100041001 + 2x130100041002)	105	TD 226-B4	CS78, CS86, CS94 (⇒ 12/98)

(A) Incl. Zylinderbuchsenabdichtungen

Wir vertreiben keine Originalteile.
Die Nummern dienen lediglich als Beschreibung.

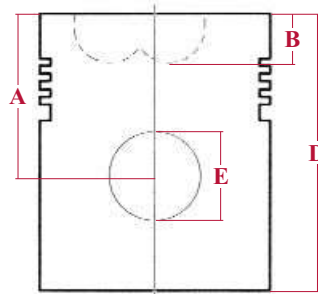
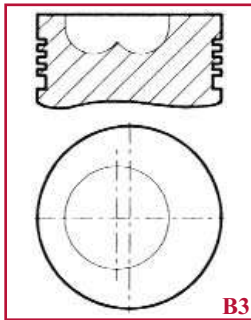
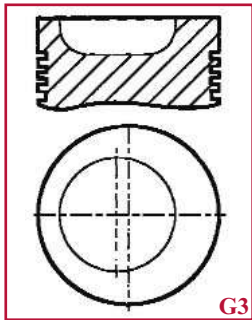


"THE RELIABLE SERVICE"



KOLBEN

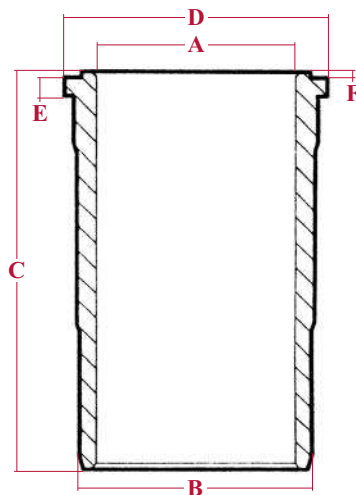
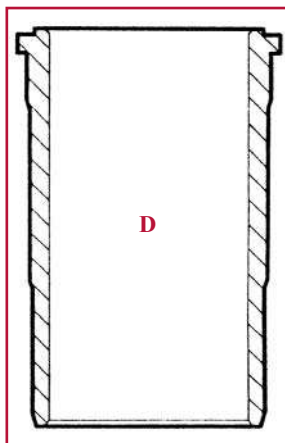
Motoren MWM



- A** : Kompressionshöhe (mm)
- B** : Brennkerntiefe (mm)
- D** : Gesamthöhe (mm)
- E** : Kolbenbolzendurchmesser (mm)
- Al-fin** : Ringträgerkolben

Bestell-Nr.	Motoren	Bohrung Ø	Typ	Ringe	Al-fin	A mm	B mm	D mm	E mm
25/32-278	D 226-B3	105	G3	3	Ja	66.4	20.8	102.4	35
25/32-279	TD 226-B3 TD 226-B4	105	B3	3	Ja	66.4	21.7	102.4	35

BUCHSE



- A** : Bohrung (mm)
- B** : Durchmesser Aussen (mm)
- C** : Gesamthöhe (mm)
- D** : Durchmesser Kragen (mm)
- E** : Kragenhöhe (mm)
- F** : Feuersteghöhe (mm)

Bestell-Nr.	Typ	A mm	B mm	C mm	D mm	E mm	F mm
25/35-278	D	105	115	213	123	8	1

KOLBENRINGE

Bestell-Nr.	Motoren	Bohrung Ø					
25/34-278	D 226-B3 TD 226-B3 TD 226-B4	105 mm	CK1 3.00	P3 2.00	N1 2.00	CBEH 4.00	

- CBEH** : Ölabbstreifring, verchromt, mit Spannfeder
- CK1** : Kolbenring, trapezförmig, verchromt
- N1** : Nasenring
- P3** : Kolbenring, mit abgesetzter Top-Kante

Wir vertreiben keine Originalteile.
Die Nummern dienen lediglich als Beschreibung.



"THE RELIABLE SERVICE"



KOLBEN, BUCHSEN & RINGE
Motoren Sisu

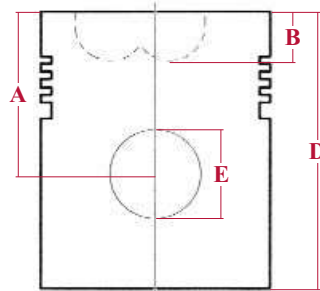
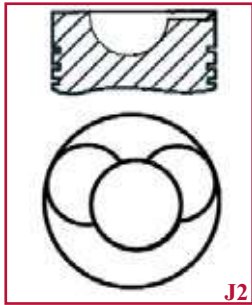

1	2	3	4	Bohrung	Typ	Schleppertyp
Kolben & Ringe	Satz Kolbenringe	Buchse	Buchsendichtung			
Motoren 3 Zyl.						
25/32-275 (354138A1)	25/34-275 (132000030702)	25/35-275 (162000040704, 162000040763, 836647420)	25/37-275 (2 x 162000040705 836647502 + 1 x 162000040706 836647503)	108 mm	320D	CS68, CS75 (1/99 ⇒)
Motoren 4 Zyl.						
25/32-275 (354138A1)	25/34-275 (132000030702)	25/35-275 (162000040704, 162000040763, 836647420)	25/37-275 (2 x 162000040705 836647502 + 1 x 162000040706 836647503)	108 mm	420D	CS78, CS86, CS94 (1/99 ⇒)
25/32-276 (162000030700, 836640073)	25/34-276 (162000030701, 836640078)					CS100, CS110
Motoren 6 Zyl.						
25/32-275 (354138A1)	25/34-275 (132000030702)	25/35-275 (162000040704, 162000040763, 836647420)	25/37-275 (2 x 162000040705 836647502 + 1 x 162000040706 836647503)	108 mm	620D	CS120 CS130 (0075001 ⇒) CVX120, CVX130, CVX1135, CVX1145
25/32-276 (162000030700, 836640073)	25/34-276 (162000030701, 836640078)					CS130 (⇒ 0015200) CS150, CVX150, CVX170
25/32-277 (162000030730)						CVX1155, CVX1170, CVX1190

Wir vertreiben keine Originalteile.
Die Nummern dienen lediglich als Beschreibung.


"THE RELIABLE SERVICE"


KOLBEN

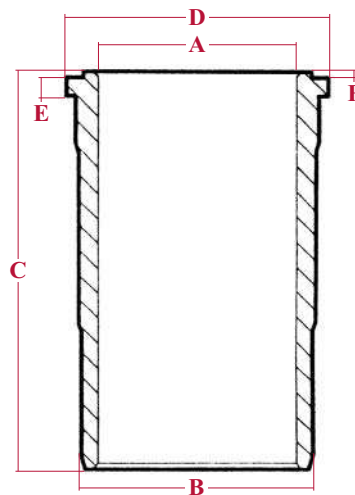
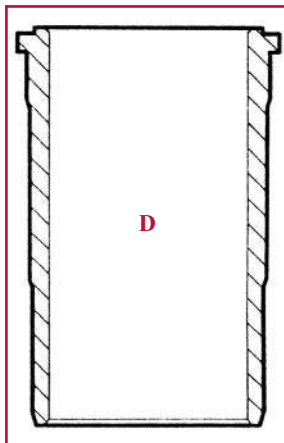
Motoren Sisu / Sisu motoren



- A** : Kompressionshöhe (mm)
- B** : Brennkammertiefe (mm)
- D** : Gesamthöhe (mm)
- E** : Kolbenbolzendurchmesser (mm)
- Al-fin** : Ringträgerkolben

Bestell-Nr.	Motoren	Bohrung Ø	Typ	Ringe	Al-fin	A mm	B mm	D mm	E mm
25/32-275	320D, 420D, 620D	108 mm	J2	3	Nein	70.70	17.95	106.68	40.00
25/32-276	420D, 620D		J2	3	Ja	70.48	18.72	106.68	40.00

BUCHSE



- A** : Bohrung (mm)
- B** : Durchmesser Aussen (mm)
- C** : Gesamthöhe (mm)
- D** : Durchmesser Kragen (mm)
- E** : Kragenhöhe (mm)
- F** : Feuersteghöhe (mm)

Bestell-Nr.	Typ	A mm	B mm	C mm	D mm	E mm	F mm
25/35-275	D	107.80	117.08	218.00	131.72	9.06	0.98

KOLBENRINGE

Bestell-Nr.	Motoren	Bohrung Ø					
25/34-275	320D, 420D, 620D	108 mm	CP1 2.50	P4 2.45	CBEH 4.00		
25/34-276	420D, 620D	108 mm	CK1 3.00	P1 2.50	CBEH 4.00		

- CBEH** : Ölabstreifring, verchromt, mit Spannfeder
- CP1** : Kolbenring, rechteckig, verchromt
- CK1** : Kolbenring, trapezförmig, verchromt
- P1** : Rechteckig
- P4** : Kolbenring mit Trapezkante

Wir vertreiben keine Originalteile.
 Die Nummern dienen lediglich als Beschreibung.



"THE RELIABLE SERVICE"



KOLBEN, BUCHSEN & RINGE
Motoren Perkins


1	2	3	4			
Satz	Kolben	Satz Kolbenringe	Buchsen	Bohrung	Typ	Schleppertyp
Motoren 3 Zyl.						
25/31-272	25/33-272 (A) (356695A1, 130300030711)	25/34-272 (296244A1, 130300030720)	25/36-272 (C) (296157A1, 130300040725)	95 mm	903.27	C50, CS48, CS52, CX50
25/31-273	25/33-273 (B) (130300030721)	25/34-273 (296641A1, 130300030723)		95 mm	903.27T	C60, CS58, CS63, CX60
Motoren 4 Zyl.						
25/31-61	25/33-61 (3118170R91)	25/34-61 (3118131R1)	25/35-61 (D) (796227R1)	98.48 mm	A4.212	475
25/31-274 (D)	25/33-274 (314399A1)	25/34-100 (293181A1)	25/35-274 (D) (314649A1, 3135X062) 25/36-274 (C) (293041A1)	100 mm	1004.4T	C80, C90, CX80, CX90, CX100, MX80C, MX90C, MX100C

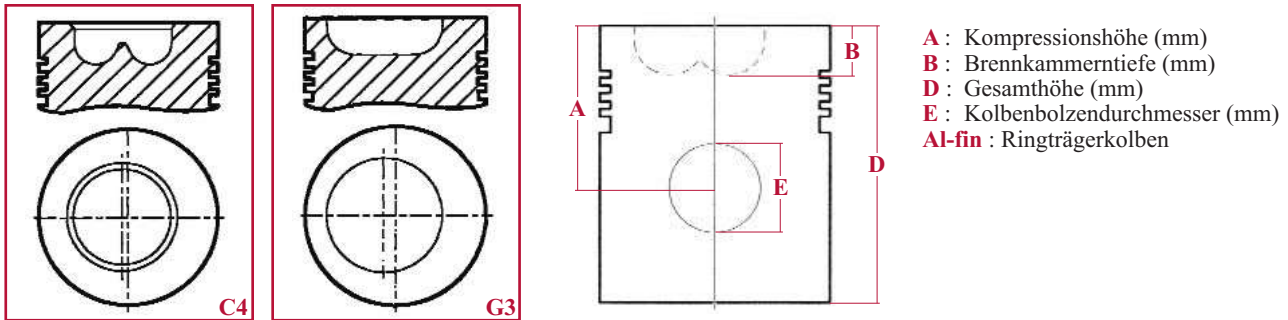
- (A) High Quality Kolben, ersetzt 410904A1, 296259A1, 130300030712
 (B) High Quality Kolben, ersetzt 296640A1, 130300030722
 (C) Buchse (halbfertig)
 (D) Buchse (fertig)

Wir vertreiben keine Originalteile.
 Die Nummern dienen lediglich als Beschreibung.


"THE RELIABLE SERVICE"

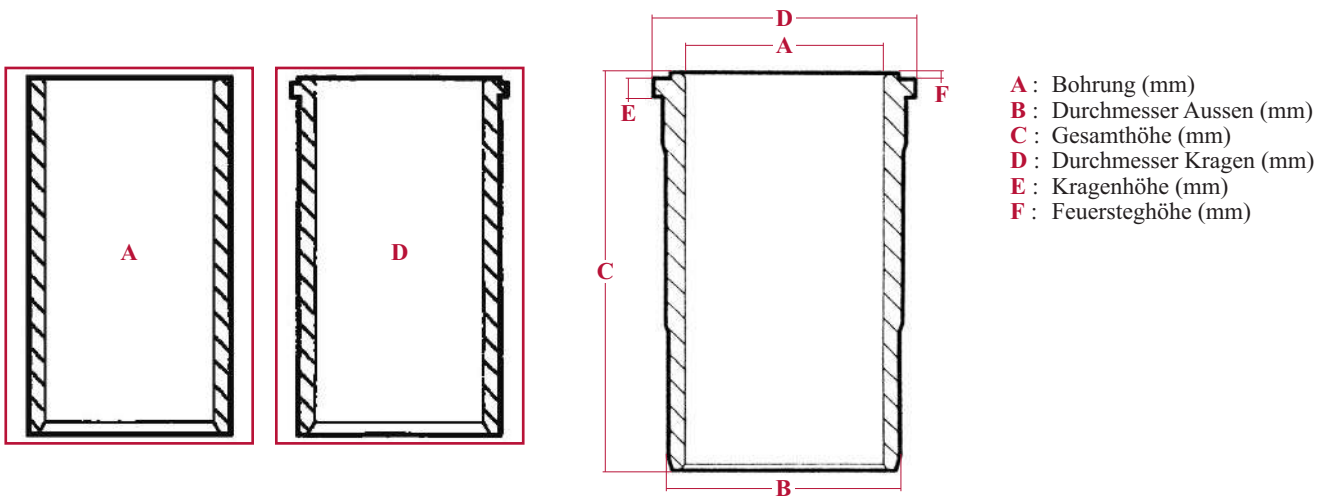

KOLBEN

Motoren Perkins



Bestell-Nr.	Motoren	Bohrung Ø	Typ	Ringe	Al-fin	A mm	B mm	D mm	E mm
25/33-61	A4.212	98.48 mm	G3	3	Nein	76.53	19.57	116.13	34.92
25/33-272	903.27	94.30 mm	C4	3	Nein	63.36	20.45	99.76	31.72
25/33-273	903.27T	94.31 mm	C4	3	Ja	63.02	21.00	99.65	31.80
25/33-274	1004.4T	100.00 mm	C4	3	Ja	70.32	21.50	108.26	39.69

BUCHSE



Bestell-Nr.	Typ	A mm	B mm	C mm	D mm	E mm	F mm
Buchsen							
25/35-61	D	98.48	103.19	227.28	106.45	3.86	0.89
25/35-274	D	100.00	104.11	228.00	107.34	3.90	0.89
Buchse (halbfertig)							
25/36-272	A	93.55	96.70	215.00	-	-	-
25/36-274	D	99.08	104.11	228.00	107.34	3.91	0.98













Wir vertreiben keine Originalteile.
 Die Nummern dienen lediglich als Beschreibung.



"THE RELIABLE SERVICE"



KOLBENRINGE
Motoren Perkins

Bestell-Nr.	Motoren	Bohrung					
25/34-61	A4.212	98.48 mm	 CP1 2.38	 CP2 2.38	 CBEH 6.35		
25/34-100	1004.4T	100.00 mm	 CK1 3.50	 TN1 2.50	 CBEH 3.50		
25/34-272	903.27	95.00 mm	 CK1 3.00	 T5 2.00	 CBEH 4.00		
25/34-273	903.27T	95.00 mm	 CT1 2.50	 T5 2.00	 CBEH 4.00		

- CBEH** : Ölabbstreifring, verchromt, mit Spannfeder
CP1 : Kolbenring, rechteckig, verchromt
CP2 : Kolbenring, rechteckig, mit abgesetzter Top-Kante
CK1 : Kolbenring, trapezförmig, verchromt
CT1 : Kolbenring, verchromt
TN1 : Konischer Ring
T5 : Konischer Kolbenring



KOLBEN, BUCHSEN & RINGE
Motoren Iveco

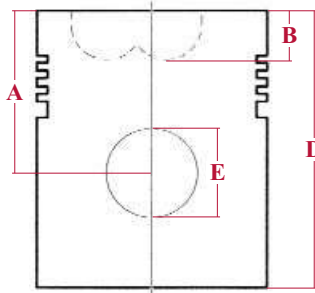
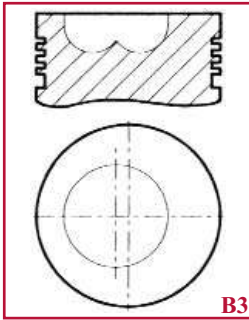

1	2	3			
Kolben	Satz Kolbenringe	Buchse (halbfertig)	Bohrung	Motoren	Schleppertyp
Motoren 3 Zyl.					
25/33-270 (1940174)	25/34-270 (1940172)	25/36-270 (4770654)	100 mm	8035.06	AVJ55, JX55
25/33-271 (1931002, 1931021, 1931202, 1931206)	25/34-271 (1931000, 1931019, 1931200, 1931204)	25/36-271 (4770623)	104 mm	8035.05	AVJ60, JX60, JX65, JX70, JX1060C, JX1070C, JX1075C, VJ60
Motoren 4 Zyl.					
25/33-270 (1940174)	25/34-270 (1940172)	25/36-270 (4770654)	100 mm	8045.06	AVJ70, JX70U, JX75, VJ70
25/33-271 (1931002, 1931021, 1931202, 1931206)	25/34-271 (1931000, 1931019, 1931200, 1931204)	25/36-271 (4770623)	104 mm	8045.05	JX80, JX80U, JX85, JX90, JX90U, JX95, JX100U, VJ80

Wir vertreiben keine Originalteile.
Die Nummern dienen lediglich als Beschreibung.


"THE RELIABLE SERVICE"


KOLBEN

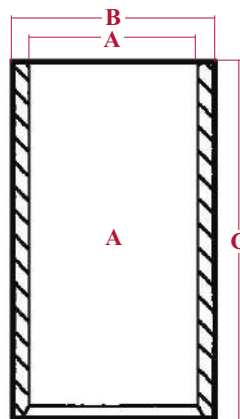
Motoren Iveco



- A** : Kompressionshöhe (mm)
- B** : Brennkerntiefe (mm)
- D** : Gesamthöhe (mm)
- E** : Kolbenbolzendurchmesser (mm)
- Al-fin** : Ringträgerkolben

Bestell-Nr.	Motoren	Bohrung Ø	Typ	Ringe	Al-fin	A mm	B mm	D mm	E mm
25/33-270	8035.06 8045.06	100 mm	B3	3	Nein	65.15	22.70	108.50	38.00
25/33-271	8035.05 8045.05	104 mm	B3	3	Ja	65.15	22.50	108.50	38.00

BUCHSE



- A** : Bohrung (mm)
- B** : Durchmesser Aussen (mm)
- C** : Gesamthöhe (mm)

Bestell-Nr.	Typ	A mm	B mm	C mm
25/36-270	A	100.00	103.06	196.00
25/36-271	A	104.00	107.10	198.00

KOLBENRINGE

Bestell-Nr.	Motoren	Bohrung Ø					
25/34-270	8035.06 8045.06	100 mm	CPI 2.5	N1 2.5	CBEH 4.0		
25/34-271	8035.05 8045.05	104 mm	CPI 2.5	N1 2.5	CBEH 4.0		

- CBEH** : Ölabbstreifring, verchromt, mit Spannfeder
- CPI** : Kolbenring, rechteckig, verchromt
- N1** : Nasenring

Wir vertreiben keine Originalteile.
Die Nummern dienen lediglich als Beschreibung.



"THE RELIABLE SERVICE"



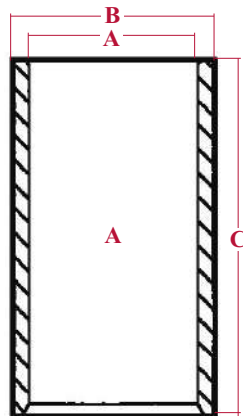
KOLBEN, BUCHSEN & RINGE

Motoren Ford



1	2	Bohrung	Motor	Schleppertyp
Satz Kolbenringe	Buchse (halbfertig)			
Motoren 6 Zyl.				
25/34-280 (87802835)	25/36-280 (83998292)	111.76 mm	675/TA	MXM120, MXM130, MXM135, MXM140, MXM150, MXM155, MXM165, MXM175, MXM180, MXM190

BUCHSE



A : Bohrung (mm)
B : Durchmesser Aussen (mm)
C : Gesamthöhe (mm)

Bestell-Nr.	Typ	A mm	B mm	C mm
25/36-280	A	111.76	114.40	205.60

KOLBENRINGE

Bestell-Nr.	Motor	Bohrung Ø					
25/34-280	675/TA	111.76	CK3 3.00	N1 2.36	CBEH 2.95		


CBEH : Ölabbstreifring, verchromt, mit Spannfeder
CK3 : Kolbenring rechteckig verchromt, mit innen abgesetzter Top-Kante
N1 : Nasenring

Wir vertreiben keine Originalteile.
Die Nummern dienen lediglich als Beschreibung.



"THE RELIABLE SERVICE"



KOLBEN, BUCHSEN & RINGE
Motoren Same


1	2	3	4	5			
KBR-Sätze (A)	Kolben & Ringe	Satz Kolbenringe	Buchse	Buchsendichtung	Bohrung	Typ	Schleppertyp
Motoren 3 Zyl.							
25/31-281	25/32-281 (1966438C1)	25/34-281 (1966437C1)	25/35-281 (124439A1)	25/38-281 (124442A1)	105 mm	1000.3A	2120, 2130, 2120 PRO, 2130 PRO
25/31-282	25/32-282 (440009A1)				105 mm	1000.3A	PJ55, PJN55, PJV55
Motoren 4 Zyl.							
25/31-281	25/32-281 (1966438C1)	25/34-281 (1966437C1)	25/35-281 (124439A1)	25/38-281 (124442A1)	105 mm	1000.4A	2140, 2150, 2140 PRO, 2150 PRO
25/31-282	25/32-282 (440009A1)				105 mm	1000.4A	PJ65, PJN65, PJV65, PJ75, PJN75, PJV75

(A) Incl. Zylinderbuchsenabdichtungen

Wir vertreiben keine Originalteile.
Die Nummern dienen lediglich als Beschreibung.

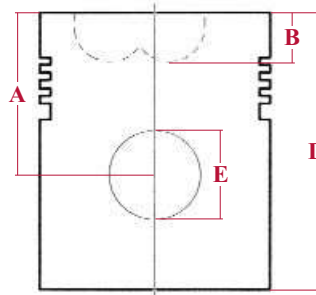
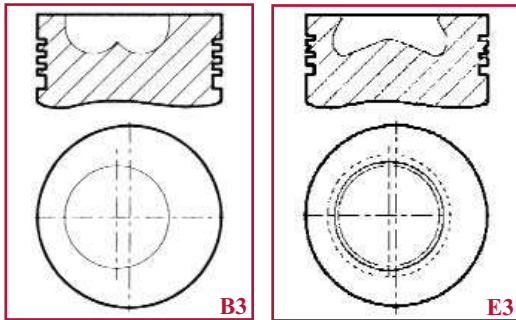


"THE RELIABLE SERVICE"



KOLBEN

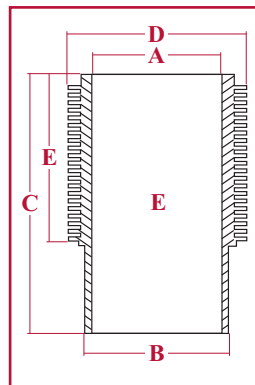
Motoren Same



- A** : Kompressionshöhe (mm)
- B** : Brennkammerentiefe (mm)
- D** : Gesamthöhe (mm)
- E** : Kolbenbolzendurchmesser (mm)
- Al-fin** : Ringträgerkolben

Bestell-Nr.	Motoren	Bohrung Ø	Typ	Ringe	Al-fin	A mm	B mm	D mm	E mm
25/32-281	1000.3A 1000.4A	105.00	B3	3	Nein	57.25	19.55	97.25	35.00
25/32-282	1000.3A 1000.4A	105.00	E3	3	Nein	57.25	19.25	97.10	35.00

BUCHSE



- A** : Bohrung (mm)
- B** : Durchmesser Aussen (mm)
- C** : Gesamthöhe (mm)
- D** : Durchmesser Kragen (mm)
- E** : Kragenhöhe (mm)

Bestell-Nr.	Typ	A mm	B mm	C mm	D mm	E mm	F mm
25/35-281	E	105.00	119.80	194.40	144.00	67.00	-

KOLBENRINGE


Bestell-Nr.	Motoren	Bohrung Ø					
25/34-281	1000.3A 1000.4A	105.00	P2 2.95	P1 2.45	CBEH 4.00		

Wir vertreiben keine Originalteile.
 Die Nummern dienen lediglich als Beschreibung.



"THE RELIABLE SERVICE"



EINZELTEILE FÜR ZYLINDERKOPF
Motoren IH - Alte Serie


1	2	3	Motor	Schleppertyp
Einlassventil	Auslassventil	Klemmkeile		
Motoren 2 Zyl.				
25/42-72 (713384R2) Ø 36 mm - L = 148 mm	25/43-72 (713385R2) Ø 32 mm - L = 148 mm	25/46-72 (713386R1, 713991R91)	D66	D212, D214, D215
			D74	D217, D219
Motoren 3 Zyl.				
25/42-72 (713384R2) Ø 36 mm - L = 148 mm	25/43-72 (713385R2) Ø 32 mm - L = 148 mm	25/46-72 (713386R1, 713991R91)	D99	D320, D322
			D111	D324, D326
Motoren 4 Zyl.				
25/42-72 (713384R2) Ø 36 mm - L = 148 mm	25/43-72 (713385R2) Ø 32 mm - L = 148 mm	25/46-72 (713386R1, 713991R91)	D132	D430, D432, D440
25/42-73 (717374R1) Ø 36 mm - L = 152 mm	25/43-73 (717375R1) Ø 32 mm - L = 152 mm		D148	D436, D438, D439


Ø = Ventiltellergrösse
 L = Gesamtlänge

Wir vertreiben keine Originalteile.
 Die Nummern dienen lediglich als Beschreibung.



"THE RELIABLE SERVICE"




EINZELTEILE FÜR ZYLINDERKOPF
Motoren IH


1	2	3	4	Motor	Schleppertyp
Führung - Einlass	Führung - Auslass	Einlassventil	Auslassventil		
Motoren 3 Zyl.					
25/41-16 (3055022R2)	25/41-16 (3055022R2)	25/42-23 (3055055R2)	25/43-23 (3055056R2)	D155	353, 383, 385, 395, 423, 433, 440, 453, 533, 540, 3210
				D179	248, 454, 464, 484, 485, 495, 523, 553, 633, 640, 2400, 3220
Motoren 4 Zyl.					
25/41-12 (704455R1)	25/41-13 (704456R2)	25/42-21 (3040361R1)	25/43-21 (3043825R1)	BD144	B275, 276, 354
25/41-14 (3044492R1)	25/41-15 (3044493R2)			BD154	238, 374, 384, B414, 424, 434, 444
25/41-16 (3055022R2)	25/41-16 (3055022R2)	25/42-23 (3055055R2)	25/43-23 (3055056R2)	D206	474, 584, 585, 595, 624, 644, 645, 654, 733, 740, 3230
				D239	574, 674, 684, 685, 695, 724, 743, 744, 745, 833, 840, 940, 4210
				D246	278, 784, 785, 795, 824, 844, 4220
				D268	844S, 845, 884, 885, 895, 4230
Motoren 6 Zyl.					
25/41-16 (3055022R2)	25/41-16 (3055022R2)	25/42-23 (3055055R2)	25/43-23 (3055056R2)	D310	946, 955
				D358	956, 1046, 1055, 1056
		25/42-23 (3055055R2)	25/43-25 (3136915R2)	DT358	1255
				DT402	1455

Bestell-Nr.	Beschreibung	Motor	Schleppertyp	Abb.
Motoren 4 Zyl.				
25/40-43 (3044489R91)	Zylinderkopf	BD154	238, 374, 384, B414, 424, 434, 444	
25/6302-42 (708331R1)	Zylinderkopfschraube kurz			
25/6302-43 (708332R1)	Zylinderkopfschraube lang			
25/80-42 (3063934R4)	Nockenwelle			

Wir vertreiben keine Originalteile.
 Die Nummern dienen lediglich als Beschreibung.


"THE RELIABLE SERVICE"


EINZELTEILE FÜR ZYLINDERKOPF
Motoren IH


1	2	3	4	5	6	Motor	Schleppertyp
Feder	Feder	Klemmkeile	Dichtung	Ventilring	Federkappe		
Motoren 3 Zyl.							
25/45-15 (3055060R1)	25/45-15 (3055060R1)	25/46-15 (3055057R91)	25/47-6 (3218399R1) per 6	25/48-15 (3132362R1)	25/49-15 (3055059R91)	D155	353, 383, 385, 395, 423, 433, 440, 453, 533, 540, 3210
						D179	248, 454, 464, 484, 485, 495, 523, 553, 633, 640, 2400, 3220
Motoren 4 Zyl.							
25/45-12 (710347R2)	25/45-12 (710347R2)					BD144	B275, 276, 354
25/44-13 (3044239R1)	25/45-13 (3044240R1)					BD154	238, 374, 384, B414, 424, 434, 444
25/45-15 (3055060R1)	25/45-15 (3055060R1)	25/46-15 (3055057R91)	25/47-6 (3218399R1) per 6	25/48-15 (3132362R1)	25/49-15 (3055059R91)	D206	474, 584, 585, 595, 624, 644, 645, 654, 733, 740, 3230
						D239	574, 674, 684, 685, 695, 724, 743, 744, 745, 833, 840, 940, 4210
						D246	278, 784, 785, 795, 824, 844, 4220
						D268	844S, 845, 884, 885, 895, 4230
Motoren 6 Zyl.							
25/45-15 (3055060R1)	25/45-15 (3055060R1)	25/46-15 (3055057R91)	25/47-6 (3218399R1) per 6	25/48-15 (3132362R1)	25/49-15 (3055059R91)	D310	946, 955
						D358	956, 1046, 1055, 1056
						DT358	1255
						DT402	1455

Wir vertreiben keine Originalteile.
Die Nummern dienen lediglich als Beschreibung.


"THE RELIABLE SERVICE"


EINZELTEILE FÜR ZYLINDERKOPF
Motoren Cummins


1	2	3	4	5	6	Motor	Schleppertyp
Ventilführung	Einlassventil	Auslassventil	Feder	Klemmkeile	Dichtung		
Motoren 4 Zyl.							
	25/42-64 (J920867, J901117)	25/43-64 (J920868, J901607)		25/46-64 (J900250)	25/47-68 (J921640, J901097)	4T390	5120, 5220
Motoren 6 Zyl.							
						6-590	5130, 5230
	25/42-64 (J920867, J901117)	25/43-64 (J920868, J901607)		25/46-64 (J900250)	25/47-68 (J921640, J901097)	6T590	5140, 5150, 5240, 5250, MX100, MX110, MX120, MX135, MX150, MX170
25/41-78 (J901187, J923564)	25/42-78 (J902253, J915506, J924492)	25/43-78 (J902254, J921444)	25/45-78 (J906412, J991085)	25/46-78 (J901177)	25/47-78 (J915707)	6T830	7110, 7120, 7130, 7140, 7150, 7210, 7220, 7230, 7240, 7250, 8910, 8920, 8930, 8940, 8950, 9110, 9130, 9210, 9230, 9240, 9310, 9330, MX180, MX200, MX210, MX220, MX230, MX240
Mähdrescher							
25/41-78 (J901187, J923564)	25/42-78 (J902253, J915506, J924492)	25/43-78 (J902254, J921444)	25/45-78 (J906412, J991085)	25/46-78 (J901177)	25/47-78 (J915707)	6T830	1660, 1666, 1670, 1680, 1688, 2166, 2188, 2365, 2366, 2388, CF60, CF70, CF80

Wir vertreiben keine Originalteile.
Die Nummern dienen lediglich als Beschreibung.


"THE RELIABLE SERVICE"



EINZELTEILE FÜR ZYLINDERKOPF
Motoren MWM


1	2	3	4	5	6	Motor	Schleppertyp
Führung - Einlass	Führung - Auslass	Einlassventil	Auslassventil	Feder	Keile		
Motoren 3 Zyl.							
25/41-80 (130100040707)	25/41-81 (130100040706)	25/42-80 (130142050701) Ø 47 mm 45°	25/43-80 (130142050702) Ø 43 mm 45°	25/45-80 (5-1) (130100040702) Innen	25/46-80 (130100040710)	D 226-B 3	C55, C55A
		25/42-81 (130182050701) Ø 47 mm 30°	25/43-81 (130182050702) Ø 43 mm 30°	25/45-81 (5-2) (130100040703) Aussen		TD 226-B 3	C64, C64A, C70A CS68, CS75 (⇒ 12/98)
Motoren 4 Zyl.							
25/41-80 (130100040707)	25/41-81 (130100040706)	25/42-81 (130182050701) Ø 47 mm 30°	25/43-81 (130182050702) Ø 43 mm 30°	25/45-80 (5-1) (130100040702) Innen 25/45-81 (5-2) (130100040703) Aussen	25/46-80 (130100040710)	TD 226-B 4	CS78, CS86, CS94 (⇒ 12/98)

Bestell-Nr.	Beschreibung	Schleppertyp	OEM	Abb.
25/6306-3	Ventildeckel	D226, TD226	130100040704	

Wir vertreiben keine Originalteile.
Die Nummern dienen lediglich als Beschreibung.



"THE RELIABLE SERVICE"


EINZELTEILE FÜR ZYLINDERKOPF
Motoren Sisu


1	2	3	4	5		
Ventilführung	Einlassventil	Auslassventil	Feder	Keile	Motor	Schleppertyp
Motoren 3 Zyl.						
25/41-77 (162000040717)	25/42-77 (162000050703)	25/43-77 (162000050702)	25/45-77 (162000050718)	25/46-77 (162000050704)	320D	CS68, CS75 (1/99 ⇨)
Motoren 4 Zyl.						
25/41-77 (162000040717)	25/42-77 (162000050703)	25/43-77 (162000050702)	25/45-77 (162000050718)	25/46-77 (162000050704)	420D	CS78, CS86, CS94 (1/99 ⇨)
					420D	CS100, CS110
Motoren 6 Zyl.						
25/41-77 (162000040717)	25/42-77 (162000050703)	25/43-77 (162000050702)	25/45-77 (162000050718)	25/46-77 (162000050704)	620D	CS120, CS130, CS150, CVX120, CVX130, CVX150, CVX170, CVX1135, CVX1145, CVX1155, CVX1170, CVX1190

Wir vertreiben keine Originalteile.
 Die Nummern dienen lediglich als Beschreibung.


"THE RELIABLE SERVICE"


EINZELTEILE FÜR ZYLINDERKOPF
Motoren Perkins


1	2	3	4	5	6	Motor	Schleppertyp
Ventilführung	Einlassventil	Auslassventil	Feder	Keile	Dichtung		
Motoren 3 Zyl.							
25/41-83 (328340A1, 130300040706)	25/42-83 (296160A1, 130300040702)	25/43-83 (296159A1, 130300040703)	25/45-83 (296161A1, 130300040708)	25/46-83 (285222A1, 130300040710)	25/47-83 (359870A1, 387881A1, 285216A1, 130300040707)	903.27 903.27T	C50, CS48, CS52, CX50 C60, CS58, CS63, CX60
Motoren 4 Zyl.							
	25/42-22 (A) (795730R1)	25/43-22 (A) (3118132R1)	25/44-14 (3118134R1) Einlass 25/45-14 (3118133R1) Auslass	25/46-22 (3118837R1)	25/47-5 (3118178R1, 3118179R1)	A4.212	475
25/41-84 (375827A1) Einlass 25/41-85 (334849A1) Auslass	25/42-84 (311756A1) 25/42-85 (293751A1) 25/42-86 (293042A1)	25/43-84 (311761A1) 25/43-85 (293753A1) 25/43-86 (293043A1)	25/45-84 (311759A1) 25/45-85 (293124A1)	25/46-84 (293047A1)	25/47-84 (322823A1, 293183A1) Einlass 25/47-85 (322824A1, 293182A1) Auslass	1004.4T 1004.4T 1004.4T	C70, CX70 C80, C90, CX80, CX90, MX80C, MX90C CX100, MX100C

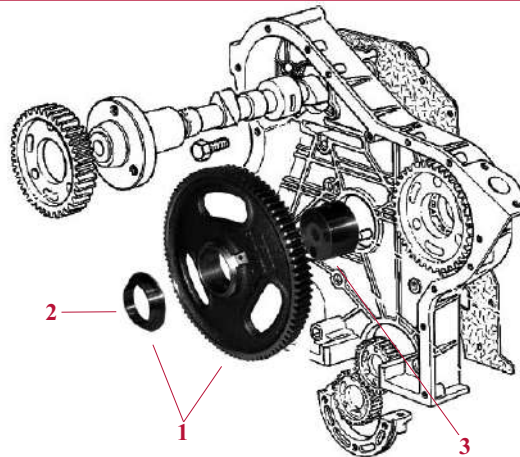
Bestell-Nr.	Beschreibung	Schlepper	OEM	Abb.
Motoren 4 Zyl.				
25/53-6	Stößelstange	475, C70, C80, C90, CX70, CX80, CX90, CX100, MX80C, MX90C, MX100C	795728R1	
25/54-6	Ventilstößel	C70, C80, C90, CX70, CX80, CX90, CX100, MX80C, MX90C, MX100C	291962A1	

Wir vertreiben keine Originalteile.
Die Nummern dienen lediglich als Beschreibung.

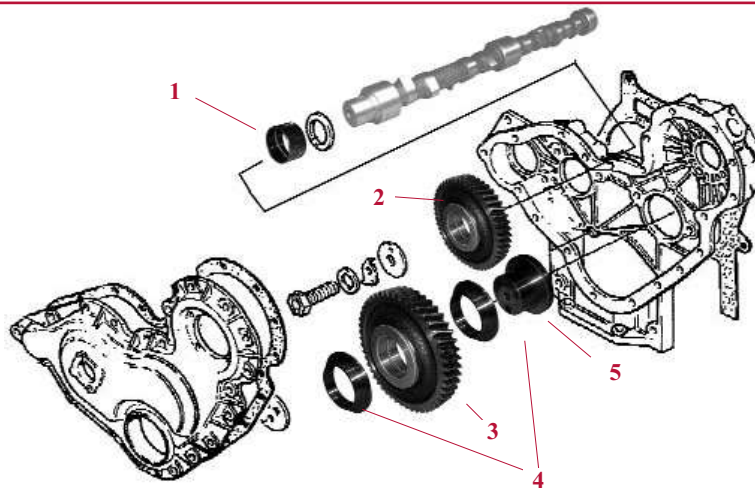

"THE RELIABLE SERVICE"


NEBENANTRIEB

Motoren Perkins



1	2	3	Motor	Schleppertyp
Zahnrad	Buchse	Bolzen		
Motoren 3 Zyl.				
25/82-17 (296235A1, 130300050722)	25/84-17 (296141A1, 130300050725)	25/83-17 (296086A1, 130300010739)	903.27	C50, CS48, CS52, CX50
			903.27T	C60, CS58, CS63, CX60




1	2	3	4	5	Motor	Schleppertyp
Buchse	Zahnrad	Zahnrad	Buchse	Bolzen		
Motoren 4 Zyl.						
25/56-18 (291951A1)	25/81-18 (281587A1)	25/82-18 (218370A1)	25/84-18 (F62671)	25/83-18 (218369A1)	1004.4T	C70, C80, C90, CX70, CX80, CX90, CX100, MX80C, MX90C, MX100C

Wir vertreiben keine Originalteile.
Die Nummern dienen lediglich als Beschreibung.



"THE RELIABLE SERVICE"



EINZELTEILE FÜR ZYLINDERKOPF
Motoren Iveco



1	2	3	4	Motor	Schleppertyp
Führung - Einlass	Führung - Auslass	Einlassventil	Auslassventil		
Motoren 3 Zyl.					
25/41-76 (4802126)	25/41-76 (4802126)	25/42-76 (4824417, 99432652, 98403097, 500300570)	25/43-76 (99432717, 500300597)	8035.06	AVJ55, JX55
				8035.05	AVJ60, JX60, JX65, JX70, JX1060C, JX1070C, JX1075C, VJ60
Motoren 4 Zyl.					
25/41-76 (4802126)	25/41-76 (4802126)	25/42-76 (4824417, 99432652, 98403097, 500300570)	25/43-76 (99432717, 500300597)	8045.06	AVJ70, JX70U, JX75, VJ70
				8045.05	JX80, JX85, JX90, JX95, JX80U, JX90U, JX100U, VJ80

Wir vertreiben keine Originalteile.
Die Nummern dienen lediglich als Beschreibung.


"THE RELIABLE SERVICE"


EINZELTEILE FÜR ZYLINDERKOPF

Motoren Ford



1	2	3	4	5	6	Motor	Schleppertyp
Einlassventil	Auslassventil	Feder	Feder	Klemmkeile	Dichtung		

Motoren 6 Zyl.

25/42-75 (82850530, 87802256, 87802260)	25/43-75 (87802147, 87802258)	25/45-75 (83999742)	25/45-75 (83999742)	25/46-75 (81876796, 87802301)	25/47-75 (87801992, 87840154)	675/TA	MXM120, MXM130, MXM135, MXM140, MXM150, MXM155, MXM165, MXM175, MXM180, MXM190
--	-------------------------------------	------------------------	------------------------	-------------------------------------	-------------------------------------	--------	--

KIPPHEBEL



1	2	3	4	5	6	7	Schleppertyp
Einlass Kipphebel	Auslass Kipphebel	Kipphebelschraube	Ventilstößel	Buchse	Stößelstange	Nockenwelle	
		25/52-9 (87801302)		25/56-9 (87800499)			MXM120, MXM130, MXM140, MXM155, MXM175, MXM190
25/50-9 (83956710)	25/50-9 (81804316)		25/54-9 (83946434)		25/53-5 (81877890)	25/80-14 (87802140)	MXM135, MXM150, MXM165, MXM180

Wir vertreiben keine Originalteile.
Die Nummern dienen lediglich als Beschreibung.



"THE RELIABLE SERVICE"



EINZELTEILE FÜR ZYLINDERKOPF
Motoren Same

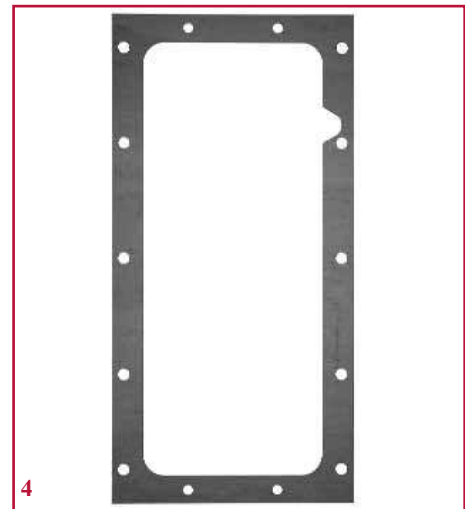
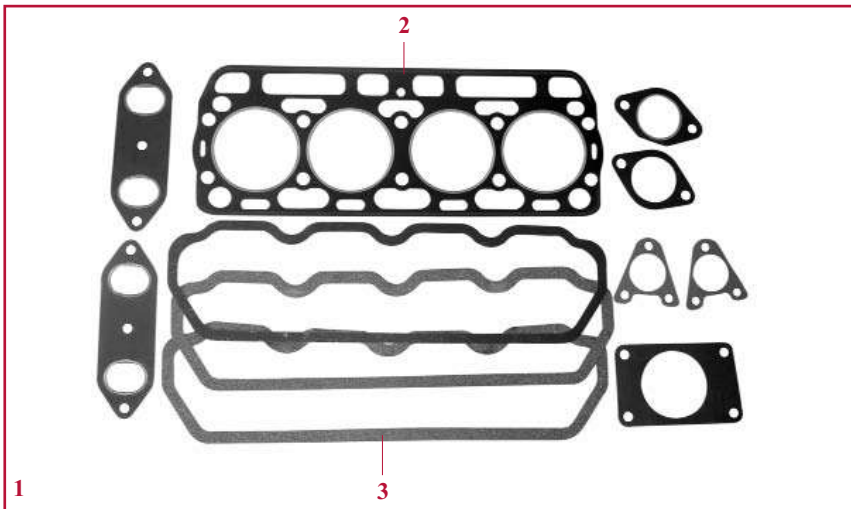

1	2		
Einlassventil	Auslassventil	Motor	Schleppertyp
Motoren 3 Zyl			
25/42-87 (1966001C1, 1966435C1) Ø 44.5 mm - 30°	25/43-87 (1966393C1) Ø 39.5 mm - 45°	1000.3A	2120, 2130, 2120, 2130 PRO, PJ55, PJN55, PJV55
Motoren 4 Zyl.			
25/42-87 (1966001C1, 1966435C1) Ø 44.5 mm - 30°	25/43-87 (1966393C1) Ø 39.5 mm - 45°	1000.4A	2140, 2150, 2140, 2150 PRO, PJ65, PJN65, PJV65, PJ75, PJN75, PJV75

Ø = Ventiltellergrösse



DICHTSÄTZE FÜR MOTOR

Motoren IH - Alte Serie



1	2	3	4	Motor	Schleppertyp
Kopfdichtsatz (incl. Kopfdichtung)	Kopfdichtung	Ventildeckeldichtung	Ölwannendichtung		
Motoren 2 Zyl.					
25/71-100 (3051138R92)	25/73-125 (713211R3)	25/74-125 (716884R2)	25/75-125 (715363R1)	D66	D212, D214, D215
25/71-101 (3051140R92)	25/73-128 (714885R2)			D74	D217, D219
Motoren 3 Zyl.					
25/71-102 (3051142R92)	25/73-126 (713212R3)	25/74-94 (716885R2)	25/75-94 (714863R1)	D99	D320, D322
25/71-94 (3051144R92)	25/73-94 (714886R2)			D111	D323, D324, D326
Motoren 4 Zyl.					
25/71-103 (3051146R92)	25/73-127 (717530R1)	25/74-95 (716455R2)	25/75-95 (714864R1)	D132	DGD-4, D430, D432, D440
25/71-95 (3051148R92)	25/73-95 (718864R1)			D148	D436, D438, D439

Wir vertreiben keine Originalteile.
 Die Nummern dienen lediglich als Beschreibung.

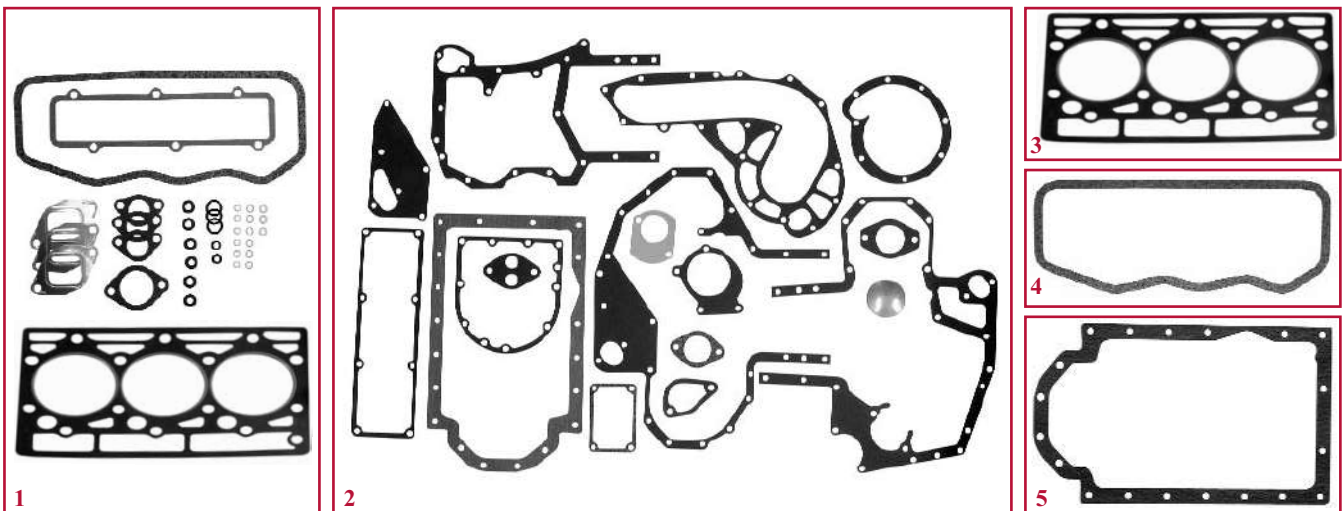


"THE RELIABLE SERVICE"



DICHTSÄTZE FÜR MOTOR

Motoren IH



1	2	3	4	5	Motor	Schleppertyp
Kopfdichtsatz (incl. Kopfdichtung)	Blockdichtsatz	Kopfdichtung	Ventildeckeldichtung	Ölwannendichtung		
Motoren 3 Zyl.						
25/71-48 (3136798R99)	25/72-48 (3136802R99)	25/73-48 (3228361R2)	25/74-27 (3138641R1)	25/75-48 (3055160R3)	D155	353, 383, 385, 395, 423, 433, 440, 453, 533, 540, 3210
					D179	248, 454, 464, 484, 485, 495, 523, 553, 633, 640, 2400, 3220
Motoren 4 Zyl.						
25/71-33 (A) (706105R93)	25/72-33 (A) (B1036)	25/73-33 (703883R7)	25/74-25 (3069767R1)		BD144	B275, 276, 354
					BD154	238, 374, 384, B414, 424, 434, 444
25/71-49 (1967014C1, 3136799R99)	25/72-49 (1967011C1)	25/73-49 (3228362R2)	25/74-28 (3138642R2)		D206	474, 584, 585, 595, 624, 644, 645, 654, 733, 740, 3230 +XL
					D239	574, 674, 684, 685, 695, 724, 743, 744, 745, 833, 840, 940, 4210 +XL
					D246	278, 784, 785, 795, 824, 844, 4220 +XL
					D268	844S, 845, 884, 885, 895, 995, 4230, 4240 +XL
				25/75-49 (3055161R3)	DT239	856XL
Motoren 6 Zyl.						
25/71-50 (3136801R99)	25/72-50 (3136817R99, 1967013C1)	25/73-50 (3228019R2)	25/74-29 (3138688R2)	25/75-50 (3055987R93)	D310	946, 955
					D358	956, 1046, 1055, 1056
					DT358	1246, 1255
					DT402	1455

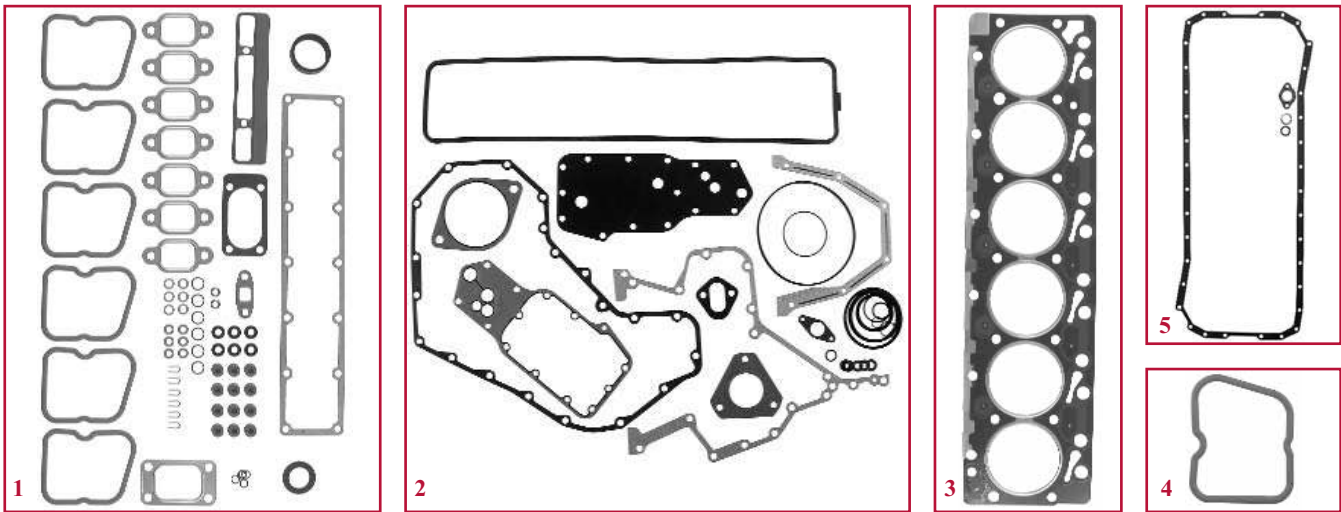
(A) Dichtsatz komplett : 25/70-33 - 3041249R92 (25/71-33 + 25/72-33)

Wir vertreiben keine Originalteile.
Die Nummern dienen lediglich als Beschreibung.



"THE RELIABLE SERVICE"



DICHTSÄTZE FÜR MOTOR
Motoren Cummins


1	2	3	4	5	Motor	Schleppertyp
Kopfdichtsatz	Blockdichtsatz	Kopfdichtung	Ventildeckeldichtung	Ölwannendichtung		
Motoren 4 Zyl.						
25/76-118 (A) (A77858, A77672, A77975)	25/72-118 (B) (A77860, A77671)	25/73-118 (J283333, A77754)	25/74-118 (J930906, J902666, J929795)	25/75-118 (A77673) Satz	4T390	5120, 5220
Motoren 6 Zyl.						
25/76-119 (A) (A77793, A77925, A77493, A77675, A77859)	25/72-119 (B) (A77861, A77491, A77674)	25/73-119 (J283335, J907057, J917358, A77755, J921394)	25/74-118 (J930906, J902666, J929795)	25/75-119 (A77676) Satz	6-590	5130, 5230
	25/72-120 (B) (A77868)				6T590	5140, 5150, 5240, 5250
25/76-144 (A) (A77794, A77678, A77630, A77592)	25/72-144 (B) (A77855, A77857, A77839)	25/73-144 (J928168, J938267, J931019, J921850, J911342, J907682, J935585)	25/74-144 (J905449, 00180434)	25/75-144 (A77679) Satz	6T830	7110, 7120, 7130, 7140, 7150
					6T830	7210, 7220, 7230, 7240, 7250 ⇒ JJA0064977 9310, 9330 ⇒ JEE0036500
25/76-145 (A) (A77842, A78042)					6T830	7210, 7220, 7230, 7240, 7250 JJA0064978 ⇒ 9310, 9330 JEE0036501 ⇒
25/76-144 (A) (A77794, A77678, A77630, A77592)					6T830	8910, 8920, 8930, 8940, 8950
25/76-145 (A) (A77842, A78042)	25/72-144 (B) (A77855, A77857, A77839)				6T830	9110, 9210, 9230, 9240
						MX180, MX200, MX210, MX220, MX230, MX240, MX255

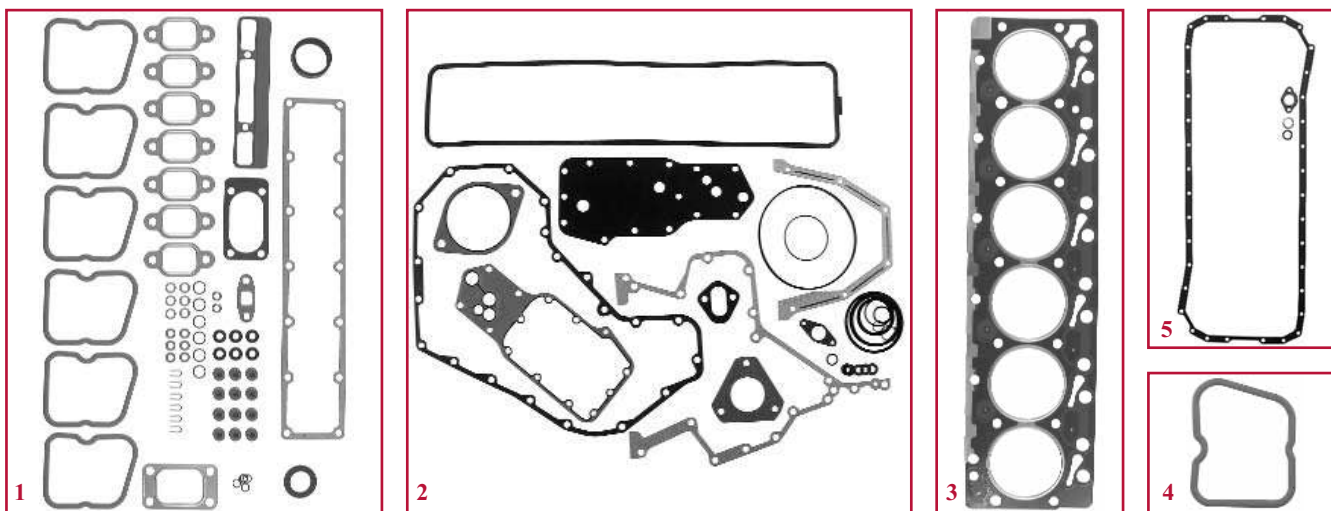
(A) Ohne Kopfdichtung
 (B) Ohne Ölwannendichtung

Wir vertreiben keine Originalteile.
 Die Nummern dienen lediglich als Beschreibung.


"THE RELIABLE SERVICE"


DICHTSÄTZE FÜR MOTOR

Motoren Cummins



1	2	3	4	5	Motor	Schleppertyp
Kopfdichtsatz	Dichtsatz (Unten)	Kopfdichtung	Ventildeckeldichtung	Ölwannendichtung		
Mähdrescher						
25/76-119 (A) (A77793, A77925, A77493, A77675, A77859)	25/72-119 (B) (A77861, A77491, A77674)	25/73-119 (J283335, J907057, J917358, A77755, J921394)	25/74-118 (J930906, J902666, J929795)	25/75-119 (A77676) Satz	6T590	1640, 1644
	25/72-120 (B) (A77868)				6T590	2144, 2344
25/76-144 (A) (A77794, A77678, A77630, A77592)	25/72-144 (B) (A77855, A77857, A77839)	25/73-144 (J928168, J938267, J931019, J921850, J911342, J907682, J935585)	25/74-144 (J905449, 00180434)	25/75-144 (A77679) Satz	6T830	1660, 1666, 1670, 1680, 1688
					6T830	2166, 2188, 2365, 2366


(A) Ohne Kopfdichtung
(B) Ohne Ölwannendichtung

Wir vertreiben keine Originalteile.
Die Nummern dienen lediglich als Beschreibung.



"THE RELIABLE SERVICE"



DICHTSÄTZE FÜR MOTOR
Motoren MWM


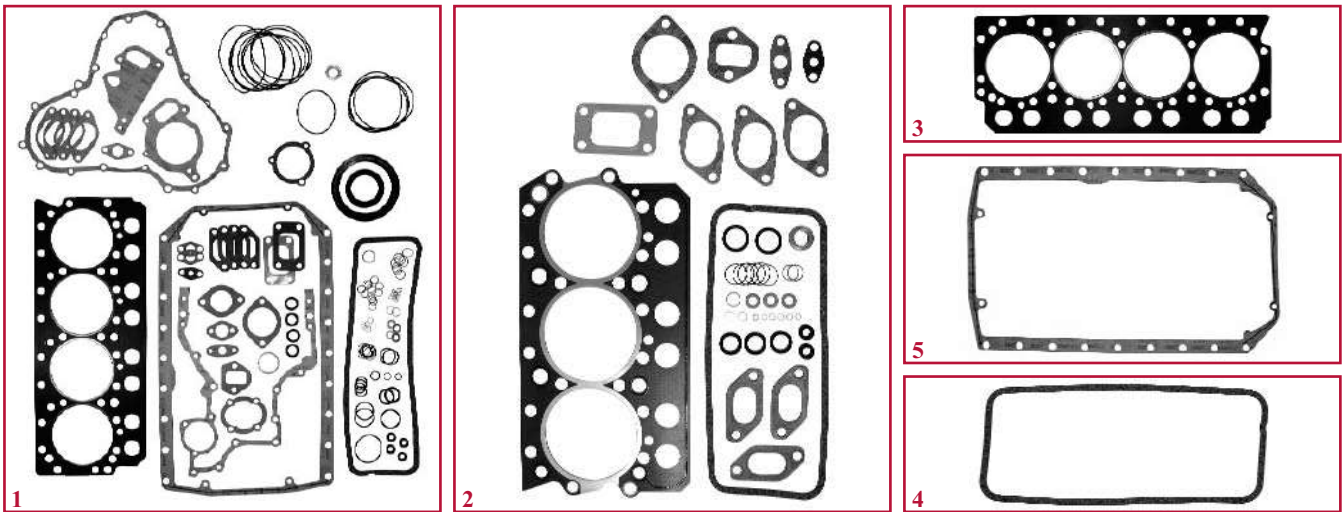
1	2	3	4	Motor	Schleppertyp
Kopfdichtsatz (incl. Kopfdichtung)	Kopfdichtung	Ventildeckeldichtung	Ölwannendichtung		
Motoren 3 Zyl.					
25/71-129 (B) (130100010746, 140100010713)	25/73-129 (C) (130142040702, 299508A1)	25/74-129 (C) (130100040705, 130100040727)	25/75-129	D 226-B 3	C55, C55A
				TD 226-B 3	C64, C64A, C70A CS68, CS75 (⇒ 12/98)
Motoren 4 Zyl.					
25/71-129 (B) (130100010746, 140100010713)	25/73-129 (C) (130142040702, 299508A1)	25/74-129 (C) (130100040705, 130100040727)	25/75-130 (140180150701, 140181150701)	TD 226-B 4	CS78, CS86, CS94 (⇒ 12/98)

(B) Für 1 Zylinder (ohne Buchsendichtungen)

(C) Für 1 Zylinder


DICHTSÄTZE FÜR MOTOR

Motoren Sisu



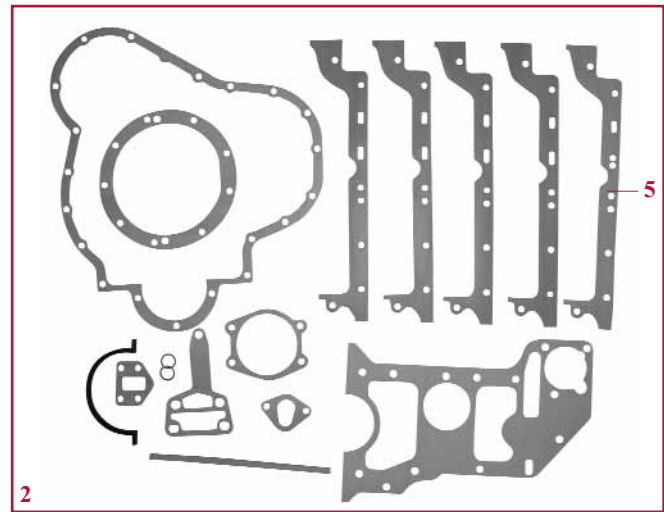

1	2	3	4	5		
Dichtsatz komplett	Kopfdichtsatz (incl. Kopfdichtung)	Kopfdichtung	Ventildeckeldichtung	Ölwannendichtung	Motor	Schleppertyp
Motoren 3 Zyl.						
25/70-137 (354099A1)	25/71-137 (132000010722)	25/73-137 (299647A1, 162084040701, 162000040751)	25/74-137 (162000040700)	25/75-137 (354103A1)	320D	CS68, CS75 (01/99 ⇒)
Motoren 4 Zyl.						
25/70-138 (142080010711)	25/71-138 (142080040703)	25/73-138 (142000040702, 142000040706, 132000040705)	25/74-138 (142000040701, 142000040705)	25/75-138 (162000150713)	420D	CS78, CS86, CS94 (01/99 ⇒) CS100, CS110
Motoren 6 Zyl.						
25/70-139 (162084010704, 162000010706)	25/71-139 (162084010705, 162000040703)	25/73-137 x 2 (299647A1, 162084040701, 162000040751)	25/74-137 x 2 (162000040700)	25/75-139 (162000150700)	620D	CS120, CS130, CS150, CVX120, CVX130, CVX150, CVX170, CVX1135, CVX1145, CVX1155, CVX1170, CVX1190

Wir vertreiben keine Originalteile.
Die Nummern dienen lediglich als Beschreibung.



"THE RELIABLE SERVICE"

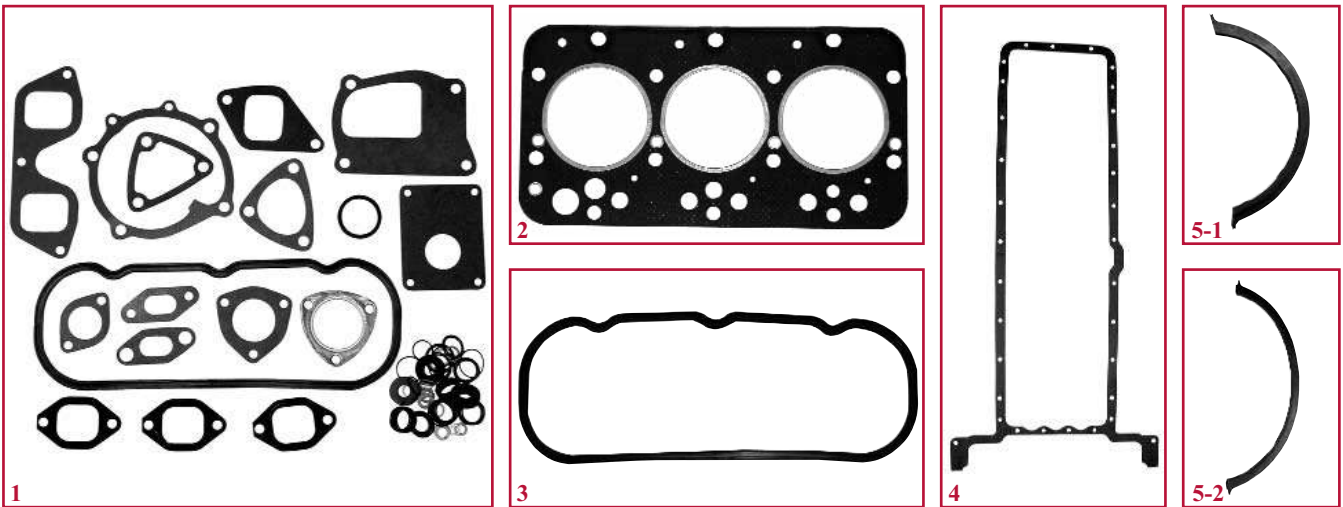


DICHTSÄTZE FÜR MOTOR
Motoren Perkins


1	2	3	4	5	Motor	Schleppertyp
Kopfdichtsatz (incl. Kopfdichtung)	Blockdichtsatz	Kopfdichtung	Ventildeckeldichtung	Ölwannendichtung		
Motoren 3 Zyl.						
25/71-136 (130300010751, 130300010763)	25/72-136 (13030010752, 130300010765, 299582A1)	25/73-136 (296217A1, 130300040713)	25/74-136 (296216A1, 130300040719)	25/75-136 (296241A1, 404299A1, 130300150702)	903.27	C50, CS48, CS52, CX50
					903.27T	C60, CS58, CS63, CX60
Motoren 4 Zyl.						
25/71-47 (3118124R1)	25/72-47 (3118123R91)	25/73-47 (3118173R1)	25/74-26 (3118186R1)	25/75-135 (291981A1, 3118272R1)	A4.212	475
25/71-135 (311792A1, 315988A1)	25/72-135 (311793A1, 315989A1, 292009A1)	25/73-135 (365369A1, 311766A1, 315990A1)	25/74-135 (311043A1)		1004.4T	C70, C80, C90, CX70, CX80, CX90, CX100, MX80C, MX90C, MX100C

Wir vertreiben keine Originalteile.
 Die Nummern dienen lediglich als Beschreibung.

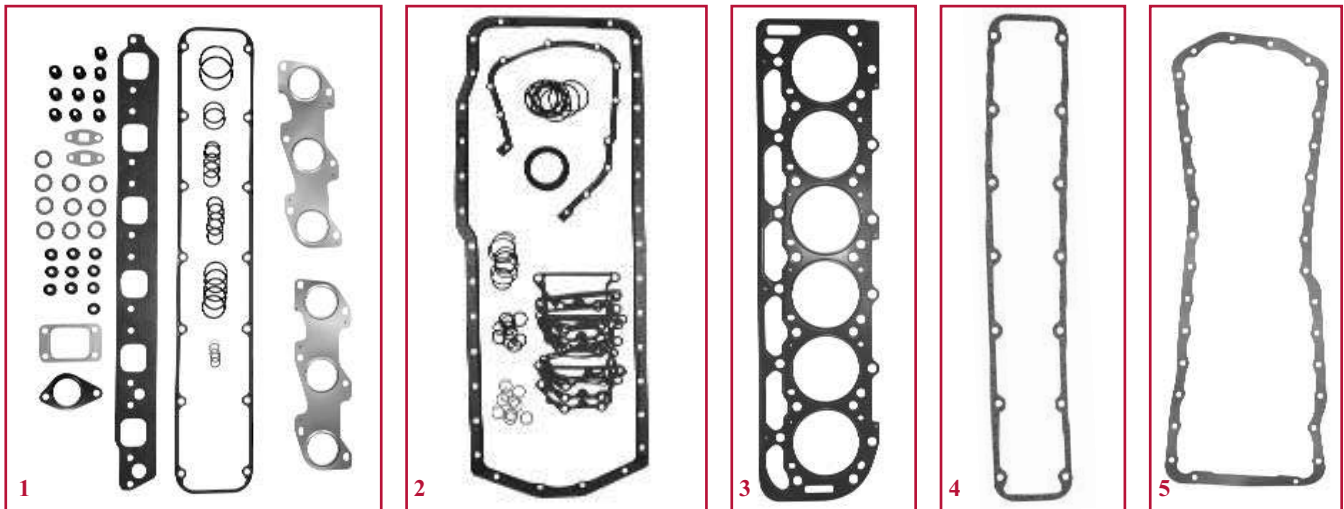

"THE RELIABLE SERVICE"


DICHTSÄTZE FÜR MOTOR
Motoren Iveco


1	2	3	4	5	Motor	Schleppertyp
Kopfdichtsatz	Kopfdichtung	Ventildeckeldichtung	Ölwannendichtung	Kurbelwellen Dichtung		
Motoren 3 Zyl.						
25/76-131 (A)	25/73-131 (98472006)	25/74-131 (99460554)	25/75-131 (1940006)	25/11-131 (5-1) (4031577) Vorne	8035.06	AVJ55, JX55
	25/73-132 (98472011)			25/13-131 (5-2) (460753) Hinten	8035.05	AVJ60, JX60, JX65, JX70, JX1060C, JX1070C, JX1075C, VJ60
Motoren 4 Zyl.						
25/76-133 (A)	25/73-133 (98472008)	25/74-133 (500301351)	25/75-133 (1940004)	25/11-131 (5-1) (4031577) Vorne	8045.06	AVJ70, JX70U, JX75, VJ70
	25/73-134 (98456215)			25/13-131 (5-2) (4600753) Hinten	8045.05	JX80, JX80U, JX85, JX90, JX90U, JX95, JX100U, VJ80

(A) Ohne Kopfdichtung



DICHTSÄTZE FÜR MOTOR
Motoren Ford



1	2	3	4	5	Motor	Schleppertyp
Kopfdichtsatz (incl. Kopfdichtung)	Blockdichtsatz	Kopfdichtung	Ventildeckeldichtung	Ölwannendichtung		
Motoren 6 Zyl.						
		25/73-140 (87801752)			675/TA	MXM120, MXM130
25/76-104 (1930959)	25/72-104 (1930960)	25/73-141 (87801753)	25/74-140 (83976376)	25/75-140 (87800945)	675/TA	MXM135, MXM150, MXM165, MXM180
					675/TA	MXM140, MXM155, MXM175, MXM190

Wir vertreiben keine Originalteile.
 Die Nummern dienen lediglich als Beschreibung.


"THE RELIABLE SERVICE"


DICHTSÄTZE FÜR MOTOR

Motoren Same



1	2	3	4	Motor	Schleppertyp
Dichtsatz komplett	Kopfdichtsatz	Kopfdichtung	Ventildeckeldichtung		
Motoren 3 Zyl.					
25/70-142 (A)	25/71-142 (C)	25/73-142 A (D) (1966442C1) 0.5 mm 25/73-142 B (D) (1966443C1) 0.7 mm 25/73-142 C (D) (1530319C1) 0.8 mm 25/73-142 D (D) (1966444C1) 1.0 mm	25/74-145	1000.3A	2120, 2130, 2120 PRO, 2130 PRO, PJ55, PJN55, PJV55
Motoren 4 Zyl.					
25/70-143 (B)	25/71-142 (C)	25/73-142 A (D) (1966442C1) 0.5 mm 25/73-142 B (D) (1966443C1) 0.7 mm 25/73-142 C (D) (1530319C1) 0.8 mm 25/73-142 D (D) (1966444C1) 1.0 mm	25/74-146	1000.4A	2140, 2150, 2140 PRO, 2150 PRO, PJ65, PJN65, PJV65, PJ75, PJN75, PJV75

- (A) Für 3 Zylinder (incl. Zylinderkopfdichtung in 4 Stärken)
- (B) Für 4 Zylinder (incl. Zylinderkopfdichtung in 4 Stärken)
- (C) Für 1 Zylinder (incl. Zylinderkopfdichtung in 4 Stärken)
- (D) Für 1 Zylinder






Wir vertreiben keine Originalteile.
Die Nummern dienen lediglich als Beschreibung.



"THE RELIABLE SERVICE"



LOCTITE®

Bestell-Nr.	Beschreibung	Abb.
Gewindebefestigung		
78/9604-101 50 ml	Loctite® 243 Geeignet für alle Gewindeverbindungen aus Metall. Verhindert Losdrehen durch Vibration z.B. an Getrieben, Motoren etc. geringfügig öltolerant. Die Verbindungen sind mit normalem Werkzeug noch demontierbar. Toleriert geringe öltartige Verschmutzungen. Sichert Schrauben, Muttern, Stehbolzen gegen das Losdrehen durch Vibration z.B. an Motoren, Getrieben & Gehäusen.	
78/9604-103 10 ml		
78/9604-102 50 ml	Loctite® 271 Geeignet für alle Gewindeverbindungen aus Metall, inklusive passive Materialien, wie z.B. hochlegiertes Stahl. Ideal für stark vibrations- & schlagbeanspruchte Gewindeverbindungen, z.B. Stehbolzen an Motoren oder Pumpen etc. Alle Schraubverbindungen, wo Beständigkeit gegen starke Stoßbeanspruchungen & Vibrationen bzw. extreme Umwelt- oder chemische Einflüsse gefordert wird.	
Hydraulik - Dichtungsmittel		
78/9604-121 50 ml	Loctite® 542 Gewindedichtung für hochbelastete Feingewindeverbindungen aus Metall an Hydraulik- & Pneumatikanlagen. Für Anwendungen im Maschinenbau, der Automobilindustrie & an Land und Baumaschinen.	
Blopressse		
78/9604-110 50 ml	Loctite® 603 Dies Produkt ist ein öltolerantes Fügeprodukt mit großem Anwendungsspektrum. Schnellhärtend, mit hoher Festigkeit. Toleriert geringe öltartige Verschmutzungen. Geeignet zur Befestigung zylindrischer Metallteile mit geringen Spaltmaßen (bis 0,1 mm Spalt). Besonders geeignet zur Lagerbefestigung.	
78/9604-113 50 ml	Loctite® 648 Universelles Fügeprodukt mit einer Temperaturbeständigkeit bis 175°C. Spaltfüllvermögen bis 0,15 mm. Handfestigkeit bereits nach 5 Minuten. Zur Verklebung von Buchsen, Lagern & anderen zylindrischen Metallteilen.	

Wir vertreiben keine Originalteile.
Die Nummern dienen lediglich als Beschreibung.




"THE RELIABLE SERVICE"


LOCTITE®

Bestell-Nr.	Beschreibung	Abb.
Flächendichtung		
78/9604-130 50 ml	Loctite® 510 Anaerobe, einkomponentige Flächendichtung zum Abdichten von formstabilen Metallflächen. Hochfest - mit einer Temperaturbeständigkeit bis max.200°C. Dichtspalt bis 0,25 mm. Aushärtung unter Sauerstoffabschluß & Metallkontakt der Paßteile. Diese Dichtung ist thixotrop & kann auf vertikale Flächen aufgetragen werden, ohne zu tropfen oder zu verlaufen. Empfohlen zum Dichten steifer Flansche in Pumpen, Kupplungen, Getrieben & Motorblöcken. Zum Abdichten von formstabilen Metallteilen wie z.B. Motor und Getriebegehäuse. Kein Spalt für die Dichtungsstärke notwendig (Nullspalt).	
78/9604-143 50 ml	Loctite® 5926 Dauerelastische Silikondichtung zum Abdichten von Flächen jeder Form & Größe in kürzester Zeit. Ideal für sehr viele Anwendungen im Kfz Bereich. Einfach aufzutragen - eine perfekte Dichtung in Minuten. Für Deckel & Flansche an Motoren, Ölwanne, Wasserpumpen, Hydraulikgeräten, Diesel- & Benzinmotoren, landwirtschaftlichen Geräten.	
78/9604-139 300 ml	Loctite® 5699 Geeignet für alle Arten von Flächen, inklusive Blechen. Hervorragende Wasser-Glykolbeständigkeit. Keine Korrosionswirkung sowie geruchsarm.	
78/9604-140 300 ml	Loctite® 5910 Zur Abdichtung von nicht verwindungssteifen Flanschen, bei denen eine hohe Vibrations- & Ölbeständigkeit gefordert ist. z.B. Aluminium Ölwanne, Steuergehäusedeckel.	
Sofortkleber		
78/9604-150 20 gr.	Loctite® 401 Universal-Sofortklebstoff. Klebt nahezu alle Materialien wie Kunststoffe, Elastomere, Metalle, Papier, Karton, Holz. Kleben einer PVC-Dichtung auf ein ABS-Gehäuse bei der Produktion von KFZ-Spiegeln. Kleben von Moosgummi auf ein Stahl- oder Kunststoffgehäuse. Kleben von PVC-Folien auf Papier bei der Herstellung von Verpackungsmaterial. Kleben von kleinen Kunststoffteilen auf Holz, beispielsweise in der Möbelindustrie.	
Reinigung		
78/9604-221 3 Ltr.	Loctite® 7850 Natürlicher Handreiniger aus Zitruschalenextrakten, mineralölfrei, mit den wichtigen Hautpflegesubstanzen Jojobaöl, Lanolin & Aloe. Handreiniger für stark verschmutzte Hände wie z.B. nach Autoreparaturen. Der Zusatz von gemahlenem Bimsstein erhöht die Tiefenwirkung & entfernt den Schmutz ohne aggressive Lösungsmittel. Entfernt festsitzenden Schmutz, Fett & Öl.	

Wir vertreiben keine Originalteile.
 Die Nummern dienen lediglich als Beschreibung.


"THE RELIABLE SERVICE"


MOTORÖLPUMPEN
Motoren IH


Bestell-Nr.	Abb.	Motor	Schleppertyp
Motoren 3 Zyl.			
25/90-35 (3055193R95, 3132832R92, 3136429R95)	1	D155	353, 383, 385, 395, 423, 433, 440, 453, 533, 540, 3210
		D179	248, 454, 464, 484, 485, 495, 523, 553, 633, 640, 2400, 3220
Motoren 4 Zyl.			
25/90-86 (3064060R91)	2	BD154	238, 374, 384, 424, 434, 444, B414
		BD144	276, 354, 364
25/90-36 (3136430R95)	3	D206	584, 585, 595, 624, 644, 654, 733, 740, 3230 +XL
		D239	684, 685, 695, 724, 743, 744, 745, 833, 840, 940, 4210 +XL
		D246	278, 784, 785, 795, 824, 844, 4220 +XL
		D268	844S, 845, 884, 885, 895, 995, 4230, 4240 +XL
25/90-37 (3136431R95, 3136306R91)	4	DT268	995, 4240 +XL
		D206	474
25/90-38 (3136432R95, 3055195R91)	5	D239	574, 674
		DT239	856 +XL
Motoren 6 Zyl.			
25/90-39 (3136433R95, 3136445R92, 3055195R93)	6	D310	946, 955
		D358	956, 1046, 1055, 1056
25/90-38 (3136432R95, 3055195R91)	5	DT358	1246, 1255
		DT402	1455

Wir vertreiben keine Originalteile.
 Die Nummern dienen lediglich als Beschreibung.


"THE RELIABLE SERVICE"


MOTORÖLPUMPEN

Motoren Cummins


1

2

3


Bestell-Nr.	Abb.	Motor	Schleppertyp
Motoren 4 Zyl.			
25/90-43 (J930336, J937027, J926202, J924719, J918211, J914005, J906413)	1	4T390	5120, 5220
Motoren 6 Zyl.			
25/90-40 (J930337, J937404, J941742, J926203, J924720, J918212, J914006, J906414, J901175)	2	6-590	5130, 5230
		6T590	1896, 2096, 5140, 5150, 5240, 5250, MX100, MX110, MX120, MX135, MX150, MX170
25/90-41 (J924644, J926201, J930338, J948071, J918213, J921067, J906415, J910066)	3	6T830	7110, 7120, 7130, 7140, 7210, 7220, 7230, 7240, 7250, 8910, 8920, 8930, 8940, 8950, 9110, 9130, 9220, 9230, 9240, 9310, 9330, MX180, MX200, MX220, MX240, MX270
Mährescher			
25/90-40 (J930337, J937404, J941742, J926203, J924720, J918212, J914006, J906414, J901175)	2	6T590	1620, 1640, 1644
		6T830	1666, 1670, 1688, 2166, 2188, 2365, 2366, 2388, CF60, CF70, CF80

Motoren MWM

Bestell-Nr.	Motor	Schleppertyp	Abb.
Motoren 3 Zyl.			
25/90-72 (130100070708) Ansauganschluss Ø 29 mm	D 226-B 3	C55, C55A	
	TD 226-B 3	C64, C64A, C70A CS68, CS75 (⇒ 12/98)	
Motoren 4 Zyl.			
25/90-73 (130100070715) Ansauganschluss Ø 36 mm	TD 226-B 4	CS78, CS86, CS94 (⇒ 12/98)	

Wir vertreiben keine Originalteile.
Die Nummern dienen lediglich als Beschreibung.


"THE RELIABLE SERVICE"


MOTORÖLPUMPEN & BALANCER
Motoren Perkins


1	2	3	4	5	6		
Balancer	Ölpumpe	Hauptwelle	Wellendichtring vorne	Wellendichtring hinten	Zahnrad	Motor	Schleppertyp
Motoren 3 Zyl.							
	25/90-71 (2-1) (296240A1, 41314187, 130300070706)					903.27	C50, CS48, CS52, CX50
						903.27T	C60, CS58, CS63, CX60
Motoren 4 Zyl.							
25/90-68 (293171A1, 390910A1, 4111K053)	25/90-70 (2-2) (293177A1, 4132F021, 4132F041)	25/93-68 (293039A1)	25/93-68 (293039A1)	25/89-69 (293024A1)	25/94-68 (293029A1)	1004.4T	C80, C90, CX80, CX90, CX100, MX80C, MX90C, MX100C
25/90-69 (3935598A1, 4111K051, 4111K022, 313626A1)						1004.4T	C70, CX70

Wir vertreiben keine Originalteile.
Die Nummern dienen lediglich als Beschreibung.


"THE RELIABLE SERVICE"


MOTORÖLPUMPEN

Motoren Iveco



Bestell-Nr.	Abb.	Motor	Schleppertyp
Motoren 3 Zyl.			
25/90-66 (4705827)	1	8035.06	AVJ55, JX55
		8035.05	AVJ60, JX60, JX65, JX1060C, VJ60
Motoren 4 Zyl.			
25/90-66 (4705827)	1	8045.06	AVJ70, JX70U, JX75, VJ70
		8045.05	JX80, JX80U, VJ80 JX85 (⇒ 13286)
25/90-81 (98415162)	2		

Motoren Ford

Bestell-Nr.	Motor	Schleppertyp	Abb.
Motoren 6 Zyl.			
25/90-67 (87802585, 81868538)	675/TA	MXM120, MXM130, MXM135, MXM140, MXM150, MXM155, MXM165, MXM175, MXM180, MXM190	





Wir vertreiben keine Originalteile.
 Die Nummern dienen lediglich als Beschreibung.




"THE RELIABLE SERVICE"




ÖLEINFÜLLDECKEL & ÖLABLASSSCHRAUBE

Bestell-Nr.	Beschreibung	Schleppertyp	Abb.
25/85-17 (3118164R1)	Öleinfülldeckel	475	
25/85-18 (4232606)		JX55, JX60, JX65, JX70, JX70U, JX75, JX80, JX80U, JX85, JX90, JX90U, JX95, JX100U, JX1060C, JX1060V, JX1070C, JX1070N, JX1070V, JX1075C, JX1075N, JX1075V	
25/85-16 (87761857)		MXM120, MXM130, MXM135, MXM140, MXM150, MXM155, MXM165, MXM175, MXM180, MXM190	
25/88-12 (218386A1)	Ölablass-Schraube	C50, C60, C70, C80, C90, CS48, CS52, CS58, CS63, CX100, CX50, CX60, CX70, CX80, CX90, MX80C, MX90C, MX100C	
25/88-13 (81822147)		MXM120, MXM130, MXM135, MXM140, MXM150, MXM155, MXM165, MXM175, MXM180, MXM190	

ÖLPEILSTAB

Bestell-Nr.	Schleppertyp	OEM	Abb.
25/86-18	433, 440, 533, 540, 633, 640	3218617R91	
25/86-19	644, 733, 743XL, 744, 745, 745XL, 833, 844, 844XL	3218623R92	
25/86-20	733, 740, 743XL, 745XL, 833, 840, 844XL, 845XL, 856XL, 940	1806958C2, 1806958C4	




EINSPRITZDÜSEN

Motoren IH

Bestell-Nr.	Einspritzdüsen-Nr.	Schleppertyp	OEM
25/117-54	DNOSD1550 0434290014	D212, D214, D215, D217, D219, D320, D322, D324, D326, D430, D432, D436, D438, D439, D440	718383R2
25/117-51	BDN4SD6299 5643095 0434250056	238, B275, 276, 354, 374, 384, B414, 424, 434, 444 <i>Motoren BD144, BD154 motoren</i>	3040871R91
25/117-53	DLLA150S836 0433271838	238, 248, 258, 385, 395, 433, 440, 484, 485, 495, 533, 540, 584, 585, 595, 633, 640, 733, 740, 833, 955, 956, 1056, 3210, 3220, 3230	3218248R2
25/117-52	DLLA150S815 0433271849	248, 268, 278, 288, 385, 433, 484, 485, 684, 685, 695, 743, 744, 745, 785, 795, 833, 844, 844S, 845, 885, 895, 955, 956, 995, 1046, 1055, 1246, 1255, 4210, 4220, 4230, 4240	3218251R2
25/117-55	DLLA150S716 0433271282	248, 385, 484, 485, 946	
25/117-56	DLLA150S2641 0433270120	353, 383, 423, 433, 453, 474, 533, 644, 645, 654, 724, 946	3055426R91, 3055426R92
25/117-57	DLLA150S417 0433271180	454, 553, 574, 744, 844, 844S, 1046, 1246	3055428R92
25/117-65	DLLA150S690	454, 2400 <i>Ersetzt durch 25/117-52</i>	3218251R1
25/117-58	DLLA150S843 0433271834	1455	3218255R2

Motoren Cummins

Bestell-Nr.	Einspritzdüsen-Nr.	N° Bosch	OEM
25/117-131	DLLA155P135	0433171123	A77700, J908513
25/117-60	DLLA150P115	0433171104	
25/117-61	DLLA150P133	0433171121	
25/117-59	DLLA155P74 (9mm)	0433171074	J909476
25/117-187	6801118 (7mm) 6801121 FNG	-	J919322
25/117-291			3023556




**Mehrfache Zuordnung bei verschiedenen Modellen - Überprüfen Sie die Nummer auf der Düse.
Für weitere Zuordnungen nehmen Sie bitte Kontakt mit uns auf.**

Wir vertreiben keine Originalteile.
Die Nummern dienen lediglich als Beschreibung.



"THE RELIABLE SERVICE"



EINSPRITZDÜSEN

Motoren MWM

Bestell-Nr.	Einspritzdüsen-Nr.	Schleppertyp	OEM
25/117-188	DLLA152S1180 0433271691	C55, C55A CS94 (⇒ 12/98)	130142080703
25/117-189	DLLA151S972	C64, C64A, C70A CS68, CS75, CS78, CS86 (⇒ 12/98)	130182080701

Motoren Sisu

Bestell-Nr.	Einspritzdüsen-Nr.	Schleppertyp	OEM
25/117-190	33426	CS68, CS78 (01/99 ⇒)	142000080704
25/117-191	SDLLA152M34359	CS75, CS86, CS94 (01/99 ⇒) CVX120, CVX130, CVX150, CVX170	142000080703
25/117-192	SDLLA150S620	CS110, CS120, CS130, CS150 (⇒ DBD0015200)	162000080702
25/117-193	SDLLA145M34447	CS100, CS110, CS120, CS130, CS150 (DBD0075001 ⇒)	142000080709
25/117-194	SDLLA152M35926	CVX1135, CVX1145, CVX1155, CVX1170, CVX1190	162000080867

Motoren Perkins

Bestell-Nr.	Einspritzdüsen-Nr.	Schleppertyp	OEM
25/117-195	L072PBA	C70, CX70	313634A1
25/117-196	L060PBA	C80, C90, CX80, CX90, MX80C, MX90C	293758A1
25/117-197	L063PBA	CX100, MX100C	293187A1

Motoren Iveco


Bestell-Nr.	Einspritzdüsen-Nr.	Schleppertyp	OEM
25/117-198	DLLA132S1335	JX55, JX75 (⇒ 13286), JX70U	500317390
25/117-199	DLLA132S1384	JX55, JX75 (13287 ⇒), JX80, JX1060C	504051747
25/117-200	DLLA132S1320	JX60, JX65, JX70, JX80U, JX85, JX90, JX90U, JX95, JX100U, JX1070C, JX1075C	99469341




Mehrfache Zuordnung bei verschiedenen Modellen - Überprüfen Sie die Nummer auf der Düse.
Für weitere Zuordnungen nehmen Sie bitte Kontakt mit uns auf.

Wir vertreiben keine Originalteile.
Die Nummern dienen lediglich als Beschreibung.


"THE RELIABLE SERVICE"

EINSPRITZDÜSEN







Motoren Ford

Bestell-Nr.	Einspritzdüsen-Nr.	Schleppertyp	OEM
25/117-201		MXM135, MXM150, MXM165, MXM180	9968197
25/117-209		MXM175, MXM190 (⇒ C4874)	87802537
25/117-210		MXM175, MXM190 (D4874 ⇒)	87803276

Motoren Same

Bestell-Nr.	Einspritzdüsen-Nr.	Schleppertyp	OEM
25/117-202	DLLA150S925 0433271804	2120, 2120 PRO, 2130, 2130 PRO, 2140, 2140 PRO, 2150, 2150 PRO	1966539C1
25/117-203		PJ55, PJN55, PJV55, PJ65, PJN65, PJV65, PJ75, PJN75, PJV75	440011A1

EINSPRITZDÜSENDICHTUNGEN

Bestell-Nr.	Beschreibung	OEM	Abb.
25/118-7	alle Modelle 17 x 19 x 3.4	717203R1	
25/118-9	Serien 23, 33, 44, 45, 56 24 x 18 x 1.5		
25/118-6	alle Modelle MXM 14 x 7 x 1.8	81873921	
25/119-7	alle Modelle MXM	81876874	



Mehrfache Zuordnung bei verschiedenen Modellen - Überprüfen Sie die Nummer auf der Düse.
Für weitere Zuordnungen nehmen Sie bitte Kontakt mit uns auf.


Wir vertreiben keine Originalteile.
Die Nummern dienen lediglich als Beschreibung.



"THE RELIABLE SERVICE"



KRAFTSTOFFFÖRDERPUMPEN



Motoren IH

Bestell-Nr.	Abb.	Schleppertyp	Reparatursatz
25/100-24 (3132697R92, B503521)	1	454, 474, 574, 554, 624, 633, 644, 645, 654, 674, 724, 733, 740, 743, 744, 745, 756, 833, 840, 844, 845, 846, 856, 946, 955, 956, 1046, 1055, 1056, 1246, 1255, 1455	25/101-24 (3136002R91)
25/100-86 (1202938C92, 1202938C93)	2	433, 440, 485, 495, 533, 540, 585, 595, 633, 640, 685, 695, 733, 740, 785, 795, 833, 840, 885, 895, 933, 940, 995, 3210, 3220, 3230, 4210, 4220, 4230, 4240	
25/100-22 (708294R93)	3	250, B275, 276, 354, 374, 384, B414, 434, 444 <i>Motoren BD144, BD154 motoren</i>	25/101-22 (3066010R92)

Motoren Cummins

Bestell-Nr.	Abb.	Schleppertyp	OEM
25/100-35	4	1896, 5120, 5130, 5140, 5150, 5220, 5230, 5240, 5250	J904374, J928143
25/100-107	5	7110, 7120, 7130, 7140, 7150, 7210 7220, 7230, 7240, 7250 (⇒ JJA0064977) 9110, 9130, 9210, 9230, 9240 9310 (⇒ JEE0036500), 9330	J917998, J933254, J930201, J906795
25/100-108	6	7220, 7230, 7240, 7250 (JJA0064978 ⇒) 8910, 8920, 8930, 8940, 8950 9310 (JEE0036501 ⇒) MX180, MX200, MX210, MX220, MX230	J936316, J925709, J933252, J930566
25/100-109	7	MX100, MX110, MX120, MX135, MX150, MX170	J936317, J933253, J930135, J926034, J921550
25/100-110	8	MX240, MX255, MX270, MX285	J949093, J944386

Mähdrescher

25/100-107	5	1660, 1666, 1670, 1680, 2166	J917998, J933254, J930201, J906795
25/100-109	7	2344, 2365 2366 (⇒ 177699), 2388 (⇒ 272999)	J936317, J933253, J930135, J926034, J921550
25/100-108	6	2365 2366 (177700 ⇒), 2388 (273000 ⇒)	J936316, J925709, J933252, J930566

Wir vertreiben keine Originalteile.
Die Nummern dienen lediglich als Beschreibung.



"THE RELIABLE SERVICE"



KRAFTSTOFFFÖRDERPUMPEN



Motoren MWM

Bestell-Nr.	Abb.	Schleppertyp	Reparatursatz
25/100-100 (130100080733)	1	C55, C55A, C64, C64A, C70A CS68, CS75, CS78, CS86, CS94 (⇒ 12/98)	25/101-100 130100080735

Motoren Sisu

Bestell-Nr.	Abb.	Schleppertyp	OEM
25/100-78	2	CS68, CS75, CS78, CS86, CS94 (01/99 ⇒) CS100, CS110, CS120, CS130, CS150 (DBD0075001 ⇒) CVX120, CVX130, CVX150, CVX170	354236A1, 142000080734
25/100-101	3	CS110, CS120, CS130, CS150 (⇒ DBD0015200)	162000080710, 162000080825
25/100-102	4	CVX1135, CVX1145, CVX1155, CVX1170, CVX1190	162000080883

Motoren Perkins

Bestell-Nr.	Abb.	Schleppertyp	OEM
25/100-103	5	C50, C60, CS48, CS52, CS58, CS63, CX50, CX60	296265A1, 130300080739
25/100-23	6	475	3118234R91
25/100-104	7	C70, C80, C90, CX70, CX80, CX90, CX100, MX80C, MX90C, MX100C	295976A1

Motoren Iveco

Bestell-Nr.	Abb.	Schleppertyp	OEM
25/100-105	8	AVJ55, AVJ60, AVJ70, JX55, JX60, JX65, JX70, JX70U, JX75, JX80, JX80U, JX85, JX90, JX90U, JX95, JX100U, JX1060C, JX1070C, JX1075C, VJ60, VJ70, VJ80	4757883

Motoren Ford

Bestell-Nr.	Abb.	Schleppertyp	OEM
25/100-106	9	MXM120, MXM130, MXM135, MXM140, MXM150, MXM155, MXM165, MXM175, MXM180, MXM190	87802238

Motoren Same

Bestell-Nr.	Abb.	Schleppertyp	OEM
25/100-59	10	2120, 2120 PRO, 2130, 2130 PRO, 2140, 2140 PRO, 2150, 2150 PRO, PJ55, PJN55, PJV55, PJ65, PJN65, PJV65, PJ75, PJN75, PJV75	1966518C1

Wir vertreiben keine Originalteile.
Die Nummern dienen lediglich als Beschreibung.



"THE RELIABLE SERVICE"



GLÜHKERZEN & FLAMMGLÜHKERZEN



Bestell-Nr.	Abb.	Beschreibung	Motoren	Schleppertyp	OEM
Motoren IH					
25/60-13	1	M18 x 1.5 9.5 V Parallele	D111	D324, D326, 323	3054716R92
			D148	D436, D438, D439	
25/60-8	2	M18 x 1.5 0.9 I Serie	BD144	B275, 276, 354	710348R1
			BD154	238, 374, 384, B414, 424, 434, 444	
25/60-9	3	Steckanschluss 7/8" UNF		385, 395, 454, 474, 475, 484, 485, 495, 574, 584, 585, 595, 674, 684, 685, 695, 784, 785, 795, 884, 885, 895, 3210, 3220, 3230, 4210, 4220, 4230, 4240	3112805R91
25/60-10	4	Schraubanschluss 7/8" UNF			K928523, 3118299R1
Motoren Cummins					
25/60-9	3	Steckanschluss 7/8" UNF		5120, 5130, 5140, 5150, MX100, MX110, MX120, MX135	A77616
Motoren MWM					
25/60-43	5			C55, C64, C70, CS68, CS75, CS78, CS86, CS94	130100090003
Motoren Sisu					
25/60-9	3	Steckanschluss 7/8" UNF		CS68, CS75, CS78, CS86, CS94 (01/99 ⇒) CS100, CS110, CS120, CS130, CS150	162000090701
Motoren Perkins / Perkins motoren					
25/60-9	3	Steckanschluss 7/8" UNF		C50, C60, C70, C80, C90, CS48, CS52, CS58, CS63, CX50, CX60, CX70, CX80, CX90, CX100, MX80C, MX90C, MX100C	A77616, 218349A1
25/60-10	4	Schraubanschluss 7/8" UNF		475 (Perkins A4.212)	3118299R1
Motoren Iveco / Iveco motoren					
25/60-40	3	Steckanschluss 1/2" BSP		AVJ55, AVJ60, AVJ70, JX55, JX60, JX65, JX70, JX70U, JX75, JX80, JX80U, JX85, JX90, JX90U, JX95, JX100U, JX1060C, JX1070C, JX1075C	5161845 5086043
Motoren Ford / Ford motoren					
25/60-41	3	Steckanschluss 7/8" UNF		MXM120, MXM130, MXM135, MXM140, MXM150, MXM155, MXM165, MXM175, MXM180, MXM190	87800843

Bestell-Nr.	Beschreibung	Schleppertyp	Abb.
63/974-1	Vorglühanzeige	DLD2, D212, D214, D215, D217F, D217S, D219, DED3, D320, D322, D324, D326, DGD4, D430, D432, D436, D439, D440	

Wir vertreiben keine Originalteile.
Die Nummern dienen lediglich als Beschreibung.



"THE RELIABLE SERVICE"



WASSERPUMPEN & REPARATURSÄTZE
Motoren IH

Wasserpumpe	Reparatursatz	Motoren	Schleppertyp	Abb.		
25/130-56 (718891R97, 716410R98)	25/131-56 (3052183R93)	D66 D74 D99 D111 D132 D148	D212, D214, D215, D217, D219, D320, D322, D324, D326, D430, D432, D436, D439, D440, DED, DED 3, DGD-4, DLD-2, 323			
25/130-57 (763613R95)			135D, 137 CIMA (France)			
25/130-25 (3065132R92, 3119778R92, 703820R95)	25/131-25 (1094021R91)	BD144 BD154	B275, 276, 354, 374, 384, B414, 424, 434, 444			
25/130-59 (E) (3132741R93) A = 110 mm B = 112 mm	25/131-28 (3055285R94) B = 112 mm	D155 D179 D206 D239 D246 D268 DT239	353, 383, 423, 433, 453, 523, 533, 553, 624, 633, 724, 644, 645, 733, 743, 745, 744, 824, 844, 844S, 845, 856			
25/130-58 (E) (3136217R92, 3132738R93) A = 110 mm B = 98 mm					25/131-27 (1094012R91) B = 98 mm	25/133-1 Dichtung (764954R1) Mit Motoren D155, D179, D206, D239, D246, D268
25/130-29 (E) (3138936R92) A = 100 mm	25/131-28 (3055285R94) B = 112 mm	D310 D358 DT358 DT402	946, 955, 956, 1046, 1055, 1056, 1246, 1255, 1455			
25/130-30 (E) (3132676R93) Welle : 16 mm A = 78 mm					25/130-29 Schlep. stand. 25/130-30 Mit Kompressor 25/130-60 Mit Klimaanlage	
25/130-60 (3144661R93) Welle / As : 24 mm						
25/130-28 (E) (3136053R92, 3132739R93) A = 107 mm B = 112 mm	25/131-27 (1094012R91) B = 98 mm	D155 D179 D206 D239 D246 D268 DT268	385, 395, 454, 474, 484, 485, 495, 574, 585, 585, 595, 674, 684, 685, 695, 784, 785, 795, 884, 885, 895, 995, HYDRO 85 3210, 3220, 3230, 4210, 4220, 4230, 4240			
	25/131-28 (3055285R94) B = 112 mm				25/133-1 Dichtung (764954R1) Mit Motoren D155, D179, D206, D239, D246, D268	

(A) Wellendurchmesser



(B) Durchmesser des Schaufelrades

Wir vertreiben keine Originalteile.



Die Nummern dienen lediglich als Beschreibung.


"THE RELIABLE SERVICE"



WASSERPUMPEN & REPARATURSÄTZE
WATERPOMPEN
Motoren Cummins

Wasserpumpe	Reparatursatz	Motoren	Schleppertyp	Abb.
25/130-61 (A77703, J802358, J802970, J286277) B = 82 mm		4T390	5120, 5220	
		6-590	5130, 5230	
		6T590	5140, 5150, 5240, 5250, MX100, MX110, MX120, MX135, MX150, MX170	
		6T830	9110, 9130 (JCB0003600 ⇒)	
25/130-62 (A77579, A77704, J800974, J800976, J802479)		6T830	7110, 7120, 7130, 7140, 7150, 7210, 7220, 7230, 7240, 7250, 8910, 8920, 8930, 8940, 8950 9110, 9130 (⇒ JCB0003600) 9210, 9230, 9240, 9310, 9330, MX180, MX200, MX220	
		6T830	MX210, MX230, MX240, MX255, MX270, MX285	
25/130-232 (J804927)		6T830	MX210, MX230, MX240, MX255, MX270, MX285	

Mähdrescher

25/130-61 (A77703, J802358, J802970, J286277)		6T590	1620, 1640, 1644, 2144, 2344	
25/130-62 (A77579, A77704, J800974, J800976, J802479, J802975)		6T830	2365, 2366, 2388, CF60	

Motoren MWM





Wasserpumpe	Reparatursatz	Motoren	Schleppertyp	Abb.
25/130-216 (130100060703, 299671A1)		D 226-B 3	C55, C55A	
		TD 226-B 3	C64, C64A, C70A CS68, CS75 (⇒ 12/98)	
		TD 226-B 4	CS78, CS86, CS94 (⇒ 12/98)	

- (A) Wellendurchmesser
 (B) Durchmesser des Schaufelrades




Wir vertreiben keine Originalteile.
 Die Nummern dienen lediglich als Beschreibung.


"THE RELIABLE SERVICE"


WASSERPUMPEN & REPARATURSÄTZE
Motoren Sisu

Wasserpumpe	Reparatursatz	Motoren	Schleppertyp	Abb.
25/130-233 (354190A1, 354273A1)	25/131-233 (162000060745)	320D	CS68, CS75 (01/99 ⇒)	
		420D	CS78, CS86, CS94 (01/99 ⇒)	
25/130-218 (162000060735)	25/131-218 (162000060745) Nur passend zu 25/130-218	420D	CS100, CS110	
25/130-219 (162084060704)	25/131-219 (162084060712)	620D	CS120, CS130, CS150	
25/130-234 (162000060750)	25/131-234 (162000060751)	620D	CVX120, CVX130, CVX150, CVX170, CVX1135, CVX1145, CVX1155, CVX1170, CVX1190	


Motoren Perkins

Wasserpumpe	Reparatursatz	Motoren	Schleppertyp	Abb.
25/130-26 (3118125R91)	25/131-26 (3118126R91)	A4.212	475	
25/130-227 (293515A1) erste Montage	25/131-227 (281656A1)	1004.4T	C80, C90, CX80, CX90, CX100 (⇒ JEE008568)	
25/130-228 (311781A1) zweite Montage		1004.4T	C70, CX70 C80, C90, CX80, CX90, CX100 (JEE008569 ⇒) MX80C, MX90C, MX100C	

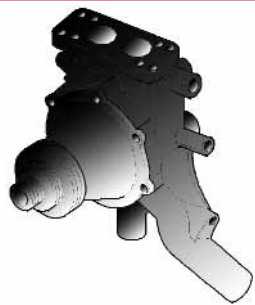
Wir vertreiben keine Originalteile.
Die Nummern dienen lediglich als Beschreibung.


"THE RELIABLE SERVICE"


WASSERPUMPEN & REPARATURSÄTZE
Motoren Iveco

Wasserpumpe	Reparatursatz	Motoren	Schleppertyp	Abb.
25/130-235 (99454833)	25/131-235 (1940144)	8035.06	AVJ55, JX55	
		8035.05	AVJ60, JX60, JX65, JX70, JX1060C, JX1070C, JX1075C	
		8045.06	AVJ70, JX70U, JX75	
		8045.05	JX80, JX80U, JX85, JX90, JX90U, JX95, JX100U	

Motoren Ford


Wasserpumpe	Reparatursatz	Motoren	Schleppertyp	Abb.
25/130-236 (87802491)	25/131-236 (87802496) Schaufelrad Ø126 mm	675/TA	MXM120, MXM130	
25/130-237 (87802490)			MXM140, MXM155, MXM175, MXM190	
25/130-242 (87802436)	MXM135			
25/130-243 (87802437)	MXM150, MXM165, MXM180			

BY-PASS-SCHLÄUCHE FÜR WASSERPUMPEN

Bestell-Nr.	Schleppertyp	OEM	Abb.
25/142-5	238, 248, 258, 268, 278, 288, 385, 395, 474, 484, 485, 485XL, 495, 495XL, 584, 585, 585XL, 595, 595XL, 684, 685, 685XL, 695, 695XL, 784, 785, 785XL, 795, 795XL, 884, 885, 885XL, 895, 895XL, 995, 995XL, 3210, 3220, 3230, 4210, 4220, 4230, 4240	3144028R1	
25/142-6	353, 383, 423, 433, 440, 453, 533, 540, 644, 654, 733, 740, 946, 955, 1046	3132719R1	
25/141-9	354, 364, 374, 384, B414, 424, 434, 444, 2276, 2300, 2350, 3434,	3065127R1 3065127R91	
25/142-4	454, 574, 674, 2400, 2500	3132144R1	
25/142-7	553, 633, 640, 724, 743, 743XL, 744, 745S, 745XL, 824, 833, 840, 844, 844S, 844XL, 845, 845XL, 856XL, 940, 956, 956XL, 1055, 1056, 1056XL, 1246, 1255, 1255XL, 1455, 1455XL	3132720R1	
25/142-32	C55, C64, C70, CS68, CS75, CS78, CS86, CS94	130100190705	

Wir vertreiben keine Originalteile.
Die Nummern dienen lediglich als Beschreibung.


"THE RELIABLE SERVICE"


KEILRIEMEN



Drehstromlicht.	Wasserpumpe	Lüfter	Klimaanlage	Druckluftkompressor	Schleppertyp
	25/144-26 (3129140R1, 3125249R1, 527470R1)				238, 248, 258, 268, 278, 288, 395, 484, 485XL, 495, 495XL, 574, 584, 674, 684, 784, 785, 795, 884, 3210, 4210, 4220, 4230, 4240
			25/144-183 (84657C1)		585, 585XL, 595, 595XL, 685, 685XL, 695, 695XL, 785XL, 795XL, 885, 885XL, 895, 895XL, 995XL, 3220, 3230
25/144-11 (704449R1)					B275, B414
		25/144-23 (3060464R1, 709502R1)			276, 354, 364, 434, 444, 2276, 2300, 2350, 3434
					374, 384
	25/144-24 (3055715R1, 3116685R1)				323, 353, 383, 423, 433, 453, 553, 654, 724, 824 (Gleichstrom Licht 11A) 475, 533, 633, 644, 733, 743, 744, 745S, 833, 844, 844S
	25/144-130 (3144678R1)				323, 383, 423, 453 (Gleichstrom Licht 16A) 440, 540, 640, 740, 743, 743XL, 745S, 745XL, 840, 844S, 844XL, 845, 845XL, 856XL, 940
	25/144-25 (3113329R1, 3129139R1)				385, 454, 484, 485, 485XL, 585XL, 995, 2400
	25/144-28 (3136258R1)				553, 654, 724, 824 (Gleichstrom Licht 16A)
				25/144-185 (897505H1)	946, 955, 955XL, 956, 956XL, 1046, 1055, 1055XL, 1056, 1056XL, 1246
	25/144-131 (385120R2)				856, 1026, 1256, 1456
	25/144-132 (1537104C1)		25/144-183 (84657C1)		885, 995
	25/144-27 (3138935R1, 3218952R1)				946, 955, 955XL, 1046, 1055, 1055XL, 1246
					1255, 1255XL, 1455, 1455XL
	25/144-133 (3218043R1)				
	25/144-27 (3138935R1, 3218952R1)			25/144-186 (1329161C1)	956, 1056
					956XL, 1056XL
25/144-134 (3228279R1)	25/144-135 (3228287R91, 3228421R1)		25/144-184 (1806189C1)		956XL, 1056XL, 1255XL, 1455XL
	25/144-28 (3218951R1)			25/144-187 (3228131R1)	1255, 1255XL, 1455, 1455XL

Wir vertreiben keine Originalteile.
Die Nummern dienen lediglich als Beschreibung.



"THE RELIABLE SERVICE"




KEILRIEMEN


Drehstromlicht.	Wasserpumpe	Lüfter	Klimaanlage	Druckluftkompressor	Schleppertyp
25/144-136 (401942A1) Mit Klimaanlage		25/144-138 (1966513C1)	25/144-188 (341530A1)		2120, 2130
25/144-137 (404398A1) Ohne Klimaanlage		25/144-139 (1966512C1)			2140, 2150
25/144-26 (3129140R1, 3125249R1, 527470R1)			25/144-183 (84657C1)		3220, 3230
					3210, 4210, 4220, 4230, 4240
25/144-132 (1537104C1)			25/144-183 (84657C1)		4240
25/144-89 (J911558)			25/144-69 (A184652)	25/144-193 (D136236)	5120, 5130
					5220, 5230
25/144-90 (J911562)			25/144-68 (84766C1)		5140, 5150, 5240, 5250
25/144-140 (J911567)			25/144-189 (131403C1)		7110, 7120, 7130, 7140, 7150
				25/144-194 (235414A1, A189039)	7210, 7220, 7230, 7240, 7250
					8910, 8920, 8930, 8940, 8950
25/144-141 (J905866)			25/144-190 (6-1451)		9110, 9130 (⇒ JCB0003599)
25/144-142 (J911572)					9110, 9130 (JCB0003600 ⇒)
		25/144-191 (90-7729T1)			9210, 9230, 9240, 9310, 9330
25/144-143 x 2 (218509A1)					C50, C60
25/144-144 (259289A1)					
25/144-145 (141100060014)			25/144-147 (130100130041)		C55, C55A, C64, C64A, C70A
25/144-146 (238990A1)			25/144-192 (228332A2)		C70, C80, C90
25/144-147 (130300060002)					CS48, CS52, CS58, CS63

Wir vertreiben keine Originalteile.
 Die Nummern dienen lediglich als Beschreibung.




"THE RELIABLE SERVICE"


KEILRIEMEN


Drehstromlicht.	Wasserpumpe	Lüfter	Klimaanlage	Druckluftkompressor	Schleppertyp
			25/144-164 (140100130132)		CS68, CS75 (motor MWM)
			25/144-195 (140100130131)		
			25/144-28 (130100130071)		CS78, CS86, CS94 (⇒ 02953) (motor MWM)
	25/144-145 (141100060014) Ausser CS94		25/144-164 (140100130132)		CS78, CS86, CS94 (02954 ⇒) (motor MWM)
			25/144-196 (130100130072)		CS78, CS86, CS94 (⇒ 02115) (motor MWM)
			25/144-195 (140100130131)		CS78, CS86, CS94 (02116 ⇒) (motor MWM)
	25/144-148 (140100060001)				CS94 (motor MWM)
	25/144-149 x 2 (140100060002)				CS94 (motor MWM)
	25/144-160 x 2 (132000060012)				CS68, CS75 (motor Sisu)
	25/144-161 x 2 (142000060011)		25/144-197 (132000130020)	25/144-164 (140100130132)	CS68, CS75, CS78, CS86, CS94 (motor Sisu)
	25/144-162 x 2 (142000060012)		25/144-198 (162000130004)		
			25/144-164 (140100130132)		
	25/144-163 x 2 (139900130003)			25/144-135 (162000060005)	CS100, CS110 (DBD0075001 ⇒)
	25/144-164 (142000060001)		25/144-199 (142000130004)	25/144-135 (162000060005)	CS110
			25/144-410 (142000130005)		
			25/144-198 (162000130004)	25/144-412 (162000130003)	CS120, CS130, CS150
	25/144-27 (162000060001)		25/144-411 (162000130007)		
	25/144-165 (162000060006)				CS130, CS150

Wir vertreiben keine Originalteile.
Die Nummern dienen lediglich als Beschreibung.



"THE RELIABLE SERVICE"


KEILRIEMEN


Drehstromlicht.	Wasserpumpe	Lüfter	Klimaanlage	Druckluftkompressor	Schleppertyp
	25/144-166 x 2 (162000060007)		25/144-413 (162000130046)	25/144-135 (162000060005)	CVX120, CVX130, CVX150, CVX170
			25/144-414 (162000130074)		CVX1135, CVX1145, CVX1155, CVX1170, CVX1190
	25/144-143 (218509A1)		25/144-415 (238215A3)		CX50, CX60
	25/144-144 (259289A1)				
	25/144-167 x 2 (241895A2)		25/144-192 (228332A2)	25/144-420 (293956A1)	CX70, CX80, CX90, CX100
	25/144-168 x 2 (389069A1)		25/144-416 (248265A2)		
	25/144-169 (5088081)	25/144-171 (5094418)	25/144-417 (5140009)		JX55, JX60, JX65, JX70, JX75, JX80, JX85, JX90, JX95
	25/144-170 (4796327)	25/144-172 (5140010)			
	25/144-173 (98432118)				JX55, JX65, JX75, JX85 (⇒ 13286)
	25/144-174 (98473705)		25/144-417 (5140009) JX70U, JX80U		JX55, JX65 (13287 ⇒) JX60, JX70, JX70U, JX80U, JX90U, JX100U
	25/144-175 (500369112)		25/144-418 (5186233) JX90U, JX100U		JX75, JX85 (13287 ⇒) JX80, JX90, JX95, JX70U, JX80U, JX90U, JX100U
	25/144-174 (98473705)		25/144-419 (5154152)		JX1060C, JX1070C, JX1075C
	25/144-176 (4796328)				
25/144-136 (401942A1) Mit Klimaanlage		25/144-138 (1966513C1)	25/144-188 (341530A1)		PJ55, PJN55, PJV55
25/144-137 (404398A1) Ohne Klimaanlage		25/144-139 (1966512C1)			PJ65, PJ75, PJN65, PJN75, PJV65, PJV75
	25/144-167 x 2 (241895A2)		25/144-416 (248265A2)	25/144-420 (293956A1)	MX80C, MX90C, MX100C
	25/144-168 x 2 (389069A1)			25/144-421 (294462A1) Mit Klimaanlage	

Wir vertreiben keine Originalteile.
 Die Nummern dienen lediglich als Beschreibung.


"THE RELIABLE SERVICE"





KEILRIEMEN



Drehstromlicht.	Wasserpumpe	Lüfter	Klimaanlage	Druckluftkompressor	Schleppertyp
	25/144-89 (J911558) <i>Ausser MX150, MX170</i>		25/144-69 (A184652) <i>Ausser MX150, MX170</i>		MX100, MX110, MX120, MX135, MX150, MX170
	25/144-90 (J911562)		25/144-68 (84766C1)	25/144-422 (228316A1) <i>Mit Klimaanlage</i> 25/144-421 (294462A1) <i>Ohne Klimaanlage</i>	
				25/144-425 (255402A1)	MX150, MX170
	25/144-177 (243372A1)		25/144-423 (A189040)	25/144-426 (385738R1)	MX180, MX200, MX220
	25/144-178 (87402830)			25/144-427 (86989142)	MX210, MX230, MX240
	25/144-179 (243373A1)		25/144-424 (320344A1)	25/144-426 (385738R1)	MX240, MX270
	25/144-180 (87402831)			25/144-427 (86989142)	MX255, MX285
	25/144-181 (87802822)			25/144-428 (82021010)	MXM120, MXM130, MXM140, MXM155, MXM175, MXM190
	25/144-182 (87800858)				MXM135, MXM150, MXM165, MXM180

KEILRIEMEN-SPANNROLLE


Bestell-Nr.	Schleppertyp	OEM	Abb.
25/135-1	5120, 5130, 5140, 5150, 5220, 5230, 5240, 5250, 7110, 7120, 7130, 7140, 7150, 7210, 7220, 7230, 7240, 7250, 8910, 8920, 8930, 8940, 8950, 9110, 9130, 9210, 9230, 9240, 9310, 9330, MX100, MX110, MX120, MX135, MX150, MX170, MX180, MX200, MX220, MX240, MX270	J912246, J911315, J936203, J934817, J918944, J914086	
25/135-15	MXM120, MXM130, MXM140, MXM155, MXM175, MXM190	87801838 87840057	
25/135-16	WDX901, WDX1101	87801689 87800708	

Wir vertreiben keine Originalteile.
Die Nummern dienen lediglich als Beschreibung.



"THE RELIABLE SERVICE"




KÜHLER


Bestell-Nr.	Abb.	Beschreibung	L x l x H mm	Schleppertyp	OEM
25/150-74	1		485 x 70 x 570	238, 248, 258, 268, 288, 385, 395, 484, 485, 485XL, 495, 495XL, 584, 585, 585XL, 595, 595XL, 684, 685, 685XL, 695, 695XL, 784, 785, 785XL, 795, 795XL, 885, 885XL, 895, 895XL, 995	84524C93, 3121413R91, 3121414R92, 1536373C1
25/150-73	2		472 x 109 x 629	288, 485XL, 585, 585XL, 595, 595XL, 685, 685XL, 695, 695XL, 785, 785XL, 795, 795XL, 885, 885XL, 895, 895XL	84673C3, 84673C4, 84673C5, 84673C6
25/150-55	3		405 x 94 x 475	353, 353E, 383, 383E, 423, 423E	3131579R91, 787141R92
25/150-141	4		518 x 100 x 564	523, 624	787605R92
25/150-53	5	Ersetzt 'Chausson' - 'Windhoff'	491 x 77 x 534	533, 533E, 533V, 540, 633, 633E, 633V, 640	3148115R93, 3148115R94, 3223389R91
25/150-52	6	Ersetzt 'Windhoff'	530 x 95 x 545	644	3145499R91, 3145499R92
25/150-50	7	Ersetzt 'Windhoff'	490 x 97 x 540	733, 740, 833E, 833V	3233229R91, 3233229R92
25/150-54	8	Ersetzt 'Chausson' - 'Windhoff'	530 x 95 x 547	743, 744, 745S, 844S, 845	3145498R93, 3147851R93
25/150-62	9	Ersetzt 'Windhoff'	530 x 95 x 545	743XL, 745XL, 844S, 844XL, 845, 845XL	3216849R92, 3399930R1, 3399928R1
25/150-51	10	Ersetzt 'Windhoff'	489 x 95 x 530	833, 840, 940	1328723C91, 1328723C92

Wir vertreiben keine Originalteile.
Die Nummern dienen lediglich als Beschreibung.


"THE RELIABLE SERVICE"


KÜHLER



Bestell-Nr.	Abb.	Beschreibung	L x l x H mm	Schleppertyp	OEM
25/150-85	1	Ersetzt 'Windhoff'		955XL, 956, 956XL, 1055XL, 1056, 1056XL	3399812R1
25/150-84	2			1255, 1255XL, 1455, 1455XL	3226796R92
25/150-56	3		538 x 129 x 643	5120, 5130, 5140, 5150, 5220, 5230, 5240, 5250	104753A1, 104753A2
25/150-130	4			7110, 7120, 7130, 7140, 7210, 7220, 7230, 7240	A190663
25/150-131	4			7150, 7250	A190807
25/150-157	5			C50, C60, C70, C80, CX50, CX60, CX70, CX80, CX90	222890A5
25/150-142	6	Motor MWM	485 x 117 x 648	C64, C64A, C70A	1-33-153-001, 1-33-153-060
25/150-146	7	Motor Perkins	485 x 117 x 554	CS48, CS52, CS58	130300530001
25/150-143	8	Motor MWM	485 x 117 x 519	CS68, CS75	1-33-153-016, 1-33-153-216
25/150-144	9	Motor MWM	485 x 117 x 798	CS78, CS86, CS94	1-33-153-018, 1-33-153-218
25/150-161	10		590 x 135 x 565	MX100, MX110, MX120, MX135, MX150, MX170	135691A3

KÜHLERDÄMPFER

Bestell-Nr.	Schleppertyp	OEM	Abb.
25/4114-10	AVJ55, AVJ60, AVJ70, JX55, JX60, JX65, JX70, JX75, JX80, JX85, JX90, JX95, JX70U, JX80U, JX90U, JX100U, JX1070U, JX1080U, JX1090U, JX1100U, JX1060C, JX1070C, JX1075C, JX1085C, JX1095C, JX1060V, JX1070N, JX1070V, JX1075N, JX1075V, JX1095N, JX1095V, MXM135, MXM150, MXM165, MXM180, VJ60, VJ70, VJ80	5108225	

Wir vertreiben keine Originalteile.
 Die Nummern dienen lediglich als Beschreibung.



"THE RELIABLE SERVICE"



KÜHLERDECKEL


1

2

3

Bestell-Nr.	Abb.	Beschreibung	Schleppertyp	OEM
25/151-11	1	Ø52-68 / 7 lbs	B275, 276, 354, 364, 374, B414, 434, 444, 475, 2300, 2350	3111424R91, 3064970R91, 3047378R91
25/151-13	2	Ø38-56 / 7 lbs	323, 383, 423, 433, 440, 453, 533, 540, 553, 633, 640, 644, 654, 724, 733, 740, 743, 744, 745S, 824, 833, 840, 844, 845, 856, 955, 956, 1046, 1055, 1056, 1246, 1255, 1455	787151R91, 3134146R1
25/151-12	2	Ø38-56 / 10 lbs	248, 258, 268, 278, 385, 454, 464, 474, 484, 485, 495, 574, 584, 585, 595, 674, 684, 685, 784, 785, 884, 885, 2400, 2500, 3210, 3220, 3230, 4210, 4220, 4230, 4240	532029R1, 1500626C92
25/151-33	2	Ø38-56 / 13 lbs	1896, 2096, 5120, 5130, 5140, 5150, 5220, 5230, 5240, 5250, 7110, 7120, 7130, 7140, 7150, 7210, 7220, 7230, 7240, 7250, 8910, 8920, 8930, 8940, 8950, 9240, 9310, 9330, C50, C60, C70, C80, C90, CX50, CX60, CX70, CX80, CX90, CX100, MX100, MX110, MX120, MX135, MX150, MX170, MX180, MX200, MX210, MX220, MX230, MX240, MX255, MX270, MX285, MX80C, MX90C, MX100C Mährescher 1620, 1640, 1644, 1660, 1666, 1670, 1680, 1688, 2144, 2166, 2188, 2344, 2365, 2366, 2388	A170241, A171919
25/151-34	2	Ø38-56 / 7 lbs	C55, C55A, C64, C64A, C70A, CS48, CS52, CS58, CS63, CS68, CS75, CS78, CS86, CS94	1-33-753-001
25/151-35	2	Ø38-56 / 7 lbs	CS100, CS110, CS120, CS130, CS150, CVX120, CVX130, CVX150, CVX170	162000530701
25/151-34	2	Ø38-56 / 7 lbs	AVJ55, AVJ60, AVJ70, JX100U, JX55, JX60, JX65, JX70, JX70U, JX75, JX80, JX80U, JX85, JX90, JX90U, JX95, JX1060C, JX1060V, JX1070C, JX1070N, JX1070U, JX1070V, JX1075C, JX1075N, JX1075V, JX1080U, JX1085C, JX1090U, JX1095C, JX1100U, VJ60, VJ70, VJ80	4999682
25/151-33	2	Ø38-56 / 13 lbs	JX95	83935950
25/151-154	3	Ø56	MXM120, MXM130, MXM140, MXM155 (⇒ C4883) MXU100, MXU110, MXU115, MXU125, MXU135 (⇒ C4827)	82002652
25/151-36	2	Ø38-56 / 13 lbs	MXM175, MXM190	83957211

LÜFTERFLÜGEL

Bestell-Nr.	Beschreibung	Schleppertyp	OEM	Abb.
25/145-3	Ø 480 mm 8 Flügel 6 Bohrungen	946, 956, 956XL, 1046, 1056, 1056XL, 1246	3144584R1	
25/145-21	Ø 450 mm 5 Flügel 6 Bohrungen	553, 644, 654, 724, 743, 743XL, 744, 745S, 745XL, 824, 833, 844, 844S, 844XL, 845, 845XL	3218984R1 3055301R91	

Wir vertreiben keine Originalteile.
Die Nummern dienen lediglich als Beschreibung.



"THE RELIABLE SERVICE"



KÜHLERSCHLÄUCHE

Schlauch - Oben	Abb.	Schlauch - Unten	Abb.	Schleppertyp
25/153-24 (704289R1, 704289R2)	1	25/154-26 (704287R2)	3	B275 (⇒ 46506)
25/153-26 (3065130R1)	2			B275 (46507 ⇒) 2276
25/153-25 (3042414R1)	4	25/154-27 (3044009R1, 3112068R1)	5	B414 (⇒ 30924)
25/153-160 (1502065C1)	6	25/154-29 (402189R1)	8	238, 248, 385, 395, 485, 485XL, 495, 495XL, 585XL 484 (8169 ⇒)
25/153-29 (402191R1)	7			385, 454, 464, 485, 485XL, 2400 484 (⇒ 8168)
25/153-31 (402207R1)	9	25/154-31 (402205R1)	10	258, 268, 278, 288, 474, 485XL, 574, 584, 585, 585XL, 595, 595XL, 674, 684, 685, 685XL, 695, 695XL, 784, 785, 785XL, 795, 795XL, 884, 885, 885XL, 895, 895XL, 995, 2500
25/153-27 (3065129R1)	11	25/154-27 (3044009R1, 3112068R1)	5	276, 434, 3434 B414 (30925 ⇒)
25/153-28 (3112067R1)	12			354, 364, 374, 384, 444, 2300, 2350
25/153-90 (84496C1)	13	25/154-90 (84497C1, 84497C2)	14	288, 485XL, 585, 585XL, 595, 595XL, 685, 685XL, 695, 695XL, 785, 785XL, 795, 795XL, 885, 885XL, 895, 895XL
25/153-195 (787144R1)	15	25/154-195 (787143R1)	16	323
25/153-196 (787147R1)	17	25/154-161 (787146R1)	18	353, 423
25/153-33 (3134506R1)	19			353, E353, 383, 423, E423, 453
25/153-32 (3148117R1)	21	25/154-33 (3399199R1)	20	433, 533, 633, 733, 740, 833, 840, 940
25/153-32 (3148117R1)	21	25/154-32 (3216754R1)	22	433, 433E, 433V, 440, 533, 533E, 533V, 540, 633, 633E, 633V, 640, 733E, 733V
25/153-30 (3116665R1)	23	25/154-30 (3116664R1)	24	475
25/153-34 (3134507R1)	25	25/154-34 (3057428R1)	26	553, 644, 654, 724, 743, 743XL, 744, 745S, 745XL, 824, 844, 844S, 844XL, 845, 845XL, 856XL
25/153-33 (3134506R1)	19			844XL, 845XL
25/153-162 (3140981R1)	27	25/154-32 (3216754R1)	22	946, 1046
25/153-35 (3220434R1)	28	25/154-35 (3220435R1)	29	955, 955XL, 956, 956XL, 1055, 1055XL, 1056, 1056XL, 1246
		25/154-91 (3226798R1)	31	1255, 1255XL, 1455, 1455XL
25/153-91 (3404225R1)	30			1255XL, 1455XL (Mit Klimaanlage)
25/153-163 (1536489C1)	32	25/154-90 (84497C1, 84497C2)	14	995, 995XL
				3210, 3220, 4240 (⇒ JJE0910719)
25/153-90 (84496C1)	13			3230, 4210, 4220, 4230 (⇒ JJE0910719)

Wir vertreiben keine Originalteile.
Die Nummern dienen lediglich als Beschreibung.



"THE RELIABLE SERVICE"



KÜHLERSCHLÄUCHE

Schlauch - Oben	Abb.	Schlauch - Unten	Abb.	Schleppertyp
25/153-164 (180502A1)	33	25/154-164 (180501A3)	35	3210, 3220, 4240 (JJE0910720 ⇒)
25/153-165 (180503A1)	34			3230, 4210, 4220, 4230 (JJE0910720 ⇒)
25/153-125 (T103198)	36	25/154-125 (T103197)	37	5120, 5130, 5140, 5150, 5220, 5230, 5240, 5250
25/153-166 (1289072C1)	38	25/154-166 (1334477C1, 252305A1)	39	7110, 7120, 7130, 7140, 7150 7210, 7220, 7230, 7240, 7250 (⇒ JJA0064977)
25/153-167 (184299A1)	40	25/154-167 (186489A1)	41	7210, 7220, 7230, 7240, 7250 (JJA0064978 ⇒) 8930, 8940
		25/154-168 (235912A1, 254335A1)	42	8910, 8920, 8950
25/153-169 (5104825)	43	25/154-169 x 2 (596152)	44	AVJ55, AVJ60, AVJ70
25/153-170 (1-33-153-027)	45	25/154-170 x 2 (161000060224)	46	C55, C55A, C64, C64A, C70A
25/153-172 (224814A5)	47	25/154-172 (324817A1, 258749A4)	48	C70 C80 (JJE1006290 ⇒ JJE1008925) C90 (JJE1006290 ⇒ JJE1008984) C100 (JJE1006290 ⇒ JJE1008888)
		25/154-175 (335186A1)	49	C80 (JJE1008926 ⇒) C90 (JJE1008985 ⇒) C100 (JJE1008889 ⇒)
25/153-176 (130300530011)	50	25/154-176 (190003169634)	52	CS48, CS58
25/153-177 (130300530013)	51			CS52, CS63
25/153-171 (1-33-153-014)	53	25/154-170 x 2 (161000060224)	46	CS68, CS75, CS78, CS86, CS94 (Motor MWM)
25/153-178 (132000530004)	54	25/154-178 (132000530003)	55	CS68, CS75, CS78, CS86, CS94 (Motor Sisu)
25/153-179 (162000530009)	56	25/154-179 (162000530010) +	57	CS100, CS110
		25/154-180 (142000530011)	58	
		25/154-179 (162000530010) +	57	CS120, CS130, CS150
25/154-181 (162000530011)	59			
25/153-182 (162000530104)	60	25/154-182 (162000530103)	61	CVX120, CVX130, CVX150, CVX170, CVX1135, CVX1145, CVX1155, CVX1170, CVX1190
25/153-173 (224814A4)	62	25/154-172 (324817A1, 258749A4)	48	CX70
				CX80 (⇒ JJE1008608) CX90 (⇒ JJE1008568) CX100 (⇒ JJE1008670) Standard Kühler
		25/154-175 (335186A1)	49	CX80 (JJE1008609 ⇒) CX90 (JJE1008569 ⇒) CX100 (JJE1008671 ⇒) Standard Kühler
		25/154-173 (324818A1)	63	CX90 (⇒ JJE1008568) CX100 (⇒ JJE1008670) Oben Kühler
25/154-174 (335187A1)	64	CX90 (JJE1008569 ⇒) CX100 (JJE1008671 ⇒) Oben Kühler		

Wir vertreiben keine Originalteile.
Die Nummern dienen lediglich als Beschreibung.



"THE RELIABLE SERVICE"



KÜHLERSCHLÄUCHE

Schlauch - Oben	Abb.	Schlauch - Unten	Abb.	Schleppertyp
25/153-169 (5104825)	43	25/154-169 x 2 (596152)	44	JX55, JX60, JX65, JX70, JX75, JX80, JX85, JX90
25/153-183 (5166566)	65			JX70U, JX80U, JX90U, JX100U
25/153-184 (5090562)	67	25/154-169 x 2 (596152)	44	JX95
25/153-185 (5176675)	68			JX1060C, JX1060V, JX1070C, JC1070N, JX1070V, JX1075C, JX1075N, JX1075V, JX1095N, JX1095V
25/153-173 (224814A4)	62	25/154-173 (324818A1)	63	MX80C (⇒ JJE1052142) MX90C (⇒ JJE1052113) MX100C (⇒ JJE1052063) Oben Kühler
		25/154-174 (335187A1)	64	MX80C (JJE1052143 ⇒) MX90C (JJE1052114 ⇒) MX100C (JJE1052064 ⇒) Oben Kühler
25/153-186 (141569A2)	69	25/154-186 (141570A1)	70	MX100, MX110, MX120, MX135, MX150, MX170
25/153-187 x 2 (257281A1, 257281A2)	71	25/154-187 (226756A1, 226756A2)	72	MX180, MX200, MX220, MX240, MX270
25/153-188 (397511A1) +	73	25/154-188 (255682A1, 255682A2) +	74	MX210, MX230, MX255, MX285 MX240, MX270 (Ausser 25/153-190)
25/153-189 (414804A1) ⇒ JAZ135315	75		25/154-189 (255683A2)	
25/153-188 (397511A1) +	73	25/154-188 (255682A1, 255682A2)	74	
25/153-190 (87306058) JAZ135316 ⇒	77			
25/153-191 (82028240)	78	25/154-191 (82028242)	79	MXM120, MXM130, MXM140, MXM155
25/153-192 (82000889)	80	25/154-192 (82009831)	81	MXM135, MXM150, MXM165, MXM180
25/153-193 (82028241)	82	25/154-193 (82028242)	83	MXM175, MXM190
25/153-197 (82030134)	84	25/154-197 (82030135)	86	MXU100, MXU115 MXU100, MXU110, MXU115, MXU130 X-LINE
25/153-198 (82030133)	85			MXU110, MXU125, MXU135
25/153-169 (5104825)	43			25/154-169 x 2 (596152)

Wir vertreiben keine Originalteile.
Die Nummern dienen lediglich als Beschreibung.



"THE RELIABLE SERVICE"



KÜHLERSCHLÄUCHE

1	25/153-24	2	25/153-26	3	25/154-26	4	25/153-25	5	25/154-27
6	25/153-160	7	25/153-29	8	25/154-29	9	25/153-31	10	25/154-31
11	25/153-27	12	25/153-28	13	25/153-90	14	25/154-90	15	25/153-195
16	25/154-195	17	25/153-196	18	25/154-161	19	25/153-33	20	25/154-33
21	25/153-32	22	25/154-32	23	25/153-30	24	25/154-30	25	25/153-34
26	25/154-34	27	25/153-162	28	25/153-35	29	25/154-35	30	25/153-91
31	25/154-91	32	25/153-163	33	25/153-164	34	25/153-165	35	25/154-164
36	25/153-125	37	25/154-125	38	25/153-166	39	25/154-166	40	25/153-167
41	25/154-167	42	25/154-168	43	25/153-169	44	25/154-169	45	25/153-170
46	25/154-170	47	25/153-172	48	25/154-172	49	25/154-175	50	25/153-176

Wir vertreiben keine Originalteile.
Die Nummern dienen lediglich als Beschreibung.



"THE RELIABLE SERVICE"



KÜHLERSCHLÄUCHE

51	25/153-177	52	25/154-176	53	25/153-171	54	25/153-178	55	25/154-178
56	25/153-179	57	25/154-179	58	25/154-180	59	25/154-181	60	25/153-182
61	25/154-182	62	25/153-173	63	25/154-173	64	25/154-174	65	25/153-183
66	25/6002-183	67	25/153-184	68	25/153-185	69	25/153-186	70	25/154-186
71	25/153-187	72	25/154-187	73	25/153-188	74	25/154-188	75	25/153-189
76	25/154-189	77	25/153-190	78	25/153-191	79	25/154-191	80	25/153-192
81	25/154-192	82	25/153-193	83	25/154-193	84	25/153-197	85	25/153-198
86	25/154-197								

Wir vertreiben keine Originalteile.
 Die Nummern dienen lediglich als Beschreibung.




"THE RELIABLE SERVICE"



KÜHLERSCHLÄUCHE - METERWARE

Bestell-Nr.	Ø innen		Bestell-Nr.	Ø innen		Abb.
	mm	Zoll		mm	Zoll	
70/155-16	16	5/8	70/155-30	30	1 1/8	
70/155-18	18	3/4	70/155-32	32		
70/155-19	19		70/155-35	35	1 1/4	
70/155-20	20		70/155-38	38		
70/155-22	22	7/8	70/155-40	40	1 1/2	
70/155-25	25	1	70/155-45	45	1 3/4	
70/155-28	28		70/155-50	50	2	

SCHLAUCHSCHELLEN

Bestell-Nr.	Ø Spannbereich		Bestell-Nr. <i>Bestel-Nr.</i>	Ø Spannbereich		Abb.
	mm	Zoll		mm	Zoll	
70/2940-012	9,5 - 12	3/8 - 1/2	70/2940-060	45 - 60	1 3/4 - 2 3/8	
70/2940-022	16 - 22	5/8 - 7/8	70/2940-070	55 - 70	2 - 2 3/4	
70/2940-025	18 - 25	3/4 - 1	70/2940-080	60 - 80	2 3/8 - 3 1/8	
70/2940-030	22 - 30	7/8 - 1 1/8	70/2940-090	70 - 90	2 3/4 - 3 1/2	
70/2940-035	25 - 35	1 - 1 3/8	70/2940-100	85 - 100	3 1/4 - 4	
70/2940-040	30 - 40	1 1/8 - 1 5/8	70/2940-120	90 - 120	3 3/4 - 4 1/2	
70/2940-050	35 - 50	1 1/4 - 1 7/8	70/2940-140	120 - 140	4 1/2 - 5 1/2	
70/2940-055	40 - 55	1 1/2 - 2 1/8	70/2940-160	140 - 160	5 1/2 - 6 1/4	





Wir vertreiben keine Originalteile.
 Die Nummern dienen lediglich als Beschreibung.





"THE RELIABLE SERVICE"



WASSERSAMMELROHR & ZUBEHÖR

Bestell-Nr.	Schleppertyp	Abb.
25/149-3 (3132718R1, 3218256R1)	323, 353, 383, 423, 433, 453, 533, 553, 654, 724, 824, 440, 540, 640, 740, 840, 940, 745S, 845S, 1255, 1255XL, 1455, 1455XL, 433, 533, 633, 644, 733, 743, 743XL, 744, 745XL, 833, 844, 844S, 844XL, 845, 856XL, 946, 955, 956, 955XL, 956XL, 1046, 1055, 1055XL, 1056, 1056XL, 1246	
25/149-7 (4661543)	JX55, JX60, JX65, JX70, JX75, JX80, JX85, JX90, JX95, JX1060C, JX1060V, JC1070C, JX1070N, JX1070V, JX1075C, JX1075N, JX1075V	
25/6050-1 (3132717R1)	323, 353, 383, 423, 433, 453, 533, 553, 654, 724, 824	
25/6050-2 (3218330R1, 3218257R1)	433, 533, 633, 644, 733, 743, 743XL, 744, 745XL, 833, 844, 844S, 844XL, 845, 856XL, 946, 955, 956, 955XL, 956XL, 1046, 1055, 1055XL, 1056, 1056XL, 1246	

TANKHÄHNE

Bestell-Nr.	Schleppertyp	OEM	Abb.
25/103-15	2120, 2130, 2140, 2150 + PRO PJ55, PJ65, PJ75, PJN55, PJN65, PJN75, PJV55, PJV65, PJV75	1967790C1	
25/103-16	AVJ55, AVJ60, AVJ70, VJ60, VJ70, VJ80	5176344	

Wir vertreiben keine Originalteile.
Die Nummern dienen lediglich als Beschreibung.



"THE RELIABLE SERVICE"



THERMOSTATE

Motoren IH

Thermostate	Abb.	Dichtung	Beschreibung	Schleppertyp
25/143-15 (3042303R92)	1	25/147-74 (3065125R1)	82°	B275, 276, 354, 374, 384, B414, 424, 434, 444 Motoren BD144, BD154
25/143-17 (3059676R91, 3059676R92, 3228046R2)	2	25/147-75 (3132143R1, 3132143R2)	82° Ø 54 mm	353, 385, 395, 423, 433, 440, 453, 454, 474, 484, 485, 533, 553, 584, 585, 633, 654, 674, 684, 685, 695, 724, 733, 743, 745, 784, 785, 795, 824, 833, 840, 844, 845, 856, 884, 885, 895, 940, 946, 956, 995, 1046, 1055, 1056, 1246, 1255, 1455, 3210, 3220, 3230, 4210, 4220, 4230, 4240

Motoren Cummins

Thermostate	Abb.	Dichtung	Beschreibung	Schleppertyp
25/143-44 (A77736, J906700, J912587)	3		Ø 54 mm Komplett mit Dichtung (J923331)	5120, 5130, 5140, 5150, 5220, 5230, 5240, 5250, MX100, MX110, MX120, MX135, MX150, MX170
25/143-70 x 2 (J907242, J928639)	4	25/147-70 (J914310)	82° - Ø 43.3 mm	7110, 7120, 7130, 7140, 7150, 7210, 7220, 7230, 7240, 7250, 8910, 8920, 8930, 8940, 8950, 9110, 9130, 9210, 9230, 9240, 9310, 9330, MX180, MX200, MX220
25/143-71 (J940632)	5	25/147-71 x 2 (238-5227)	82° - Ø 73 mm	MX210, MX230, MX240, MX255, MX270, MX285

Mähdrescher


25/143-70 x 2 (J907242, J928639)	4	25/147-70 (J914310)	82° - Ø 43.3 mm	1660, 1666, 1670, 1680, 1688, 2166, 2188 2365 (⇒ 177699), 2366 (⇒ 255699), 2388 (⇒ 290799) CF60, CF70, CF80
25/143-71 (J940632)	5	25/147-71 x 2 (238-5227)	82° - Ø 73 mm	2365 (177700 ⇒) 2366 (255700 ⇒) 2388 (290800 ⇒)

Motoren MWM

Thermostate	Abb.	Dichtung	Beschreibung	Schleppertyp
25/143-62 (130100061001, 130100061003)	6	25/147-62 (130100061002)	85°	C55, C55A, C64, C64A, C70A CS68, CS75, CS78, CS86, CS94 (⇒ 12/98)

Wir vertreiben keine Originalteile.
Die Nummern dienen lediglich als Beschreibung.


"THE RELIABLE SERVICE"


THERMOSTATE

Motoren Sisu

Thermostate	Abb.	Dichtung	Beschreibung	Schleppertyp
25/143-64 (132000060708)	1	25/147-63 (132000060712)	79°	CS68, CS75 (01/99 ⇒) CS100, CS110, CS120, CS130, CS150
25/143-63 (132000060709, 132000060726)	2		83°	CS78, CS86, CS94 (01/99 ⇒)
25/143-69 (162000060701) + 25/143-68 (162000060702)	3 4	25/147-68 (162000060703) wird 2x benötigt	79°	CVX120, CVX130, CVX150, CVX170, CVX1135, CVX1145, CVX1155, CVX1170, CVX1190
			83°	

Motoren Perkins

Thermostate	Abb.	Dichtung	Beschreibung	Schleppertyp
25/143-16 (3118127R1)	5		78°	475
25/143-65 (218039A1)	6	25/147-65 (293151A1)	82°	C80, C90, CX80, CX90, CX100 (⇒ JJE008568)
25/143-65 (218039A1) wird 2x benötigt		25/147-66 (218548A1) wird 2x benötigt		C70, CX70 C80, C90, CX80, CX90, CX100 (JJE008569 ⇒) MX80C, MX90C, MX100C
25/143-90 (299992A1)	7		82°	CS48, CS58

Motoren Iveco

Thermostate	Abb.	Dichtung	Beschreibung	Schleppertyp
25/143-66 (98463637)	8	25/147-72 (98482590) 3 Löcher 25/147-73 (99450535) 5 Löcher	82°	AVJ55, AVJ60, AVJ70, JX55, JX60, JX65, JX70, JX70U, JX75, JX80, JX80U, JX85, JX90, JX90U, JX95, JX100U, JX1060C, JX1070C, JX1075C

Motoren Ford

Thermostate	Abb.	Dichtung	Beschreibung	Schleppertyp
25/143-67 (87800842)	9	25/147-67 (83912930)	82°	MXM120, MXM130, MXM135, MXM140, MXM150, MXM155, MXM165, MXM175, MXM180, MXM190

Wir vertreiben keine Originalteile.
Die Nummern dienen lediglich als Beschreibung.


"THE RELIABLE SERVICE"


STOPPZÜGE

Bestell-Nr.	Beschreibung	Länge	Schleppertyp	OEM
25/107-2	Länge anpassbar	1700 mm	Universal	
25/107-19	Mit Einspritzpumpe CAV	900 mm	248, 454, 484, 485	3112806R1
25/107-16	Sekura	1250 mm	248, 485, 585, 685, 785, 885	3125551R1, 3125552R1
25/107-17	Mit Einspritzpumpe Bosch	1000 mm	454, 474, 574, 584, 585, 674, 684, 685, 784, 785, 884, 885	529001R1
25/107-18	Mit Reiheneinspritzpumpe	1275 mm	248, 258, 278, 385, 484, 485, 485XL, 584, 585, 585XL, 684, 685, 685XL, 743XL, 745XL, 784, 785, 785XL, 884, 885, 885XL	3234947R1, 3234947R2, 3129712R1, 3129713R1
25/107-27	Mit Verteilereinspritzpumpe	1440 mm	248, 258, 385, 485, 485XL, 495XL, 585, 585XL, 595, 595XL, 685, 685XL, 695, 695XL, 743XL, 745XL, 785, 785XL, 795XL, 844XL, 845XL, 856XL, 885, 885XL, 895, 895XL, 995, 995XL, 3210, 3220, 3230, 4210, 4220, 4230, 4240 (Mit)	1965053C2, 1333179C1
25/107-20	Sekura	1630 mm	278, 585, 685, 784, 785, 884, 885	3129724R1
25/107-28	Mit Reiheneinspritzpumpe	1440 mm	743XL, 745XL, 844XL, 856XL	3234950R1
25/107-29	Mit Reiheneinspritzpumpe	1530 mm	955, 1055, 956 (⇒ 140883), 956XL, 1056 (⇒ 156183), 1056XL	3221356R3, 3399974R1
25/107-30	Mit Verteilereinspritzpumpe	1545 mm	956 (140884 ⇒), 956XL, 1056 (156184 ⇒), 1056XL	1965067C1
25/107-31		960 mm	323, 383, 423, 433E, 433V, 453, 533E, 533V	3137273R91
25/107-36		1250 mm	433, 533, 633	3148322R1
25/107-32		1250 mm	733, 733E, 733V, 833, 833E, 833V	3226577R1
25/107-33		1390 mm	644, 743, 744, 745S, 845	3145826R1
25/107-34		1550 mm	844, 844S, 845, 946, 1046, 1246 (Ohne -2000)	3141087R91
25/107-37		1130 mm	433, 440, 533, 540, 633, 640	1285140C1, 1285140C2
25/107-38		1240 mm	733, 740, 833, 840, 940	1965062C1
25/107-35		1870 mm	946, 1046 (Mit -2000)	3223207R91




Wir vertreiben keine Originalteile.
Die Nummern dienen lediglich als Beschreibung.





"THE RELIABLE SERVICE"



STOPPZÜGE

Bestell-Nr.	Beschreibung	Länge	Schleppertyp	OEM
				
25/107-39		1090 mm	553, 654, 724, 824	3131163R91
				
25/107-40		1120mm	955, 956, 956XL, 1055, 1056, 1056XL	3221346R1
				
25/107-21		600 mm	2120, 2130, 2140, 2150 + PRO PJ55, PJN55, PJV55, PJ65, PJN65, PJV65, PJ75, PJN75, PJV75	324406A1, 1547442C1

ABSTELLMAGNETE

Bestell-Nr.	Schleppertyp	OEM	Abb.
25/7101-4	5120, 5140, 5150, 5220, 5240, 5250	A77753	
25/7101-5	7110, 7120, 7130, 7140, 7150, 7210, 7220, 7230, 7240, 7250, 9110, 9130, 9210, 9230, 9240, 9310, 9330	J914093, J918600, J921978, J923257, J928160	

Wir vertreiben keine Originalteile.
Die Nummern dienen lediglich als Beschreibung.



"THE RELIABLE SERVICE"



GASZÜGE

Bestell-Nr.	Beschreibung	Länge	Schleppertyp	OEM
25/108-30	Handgaszug	1450 mm	485XL, 495XL, 585, 585XL, 595, 595XL, 685, 685XL, 695, 695XL, 785XL, 795XL, 885, 885XL, 895, 895XL, 995, 995XL (Mit)	3401585R3
25/108-31		1590 mm	743XL, 745XL, 844XL, 845XL, 856XL	3234948R3
25/108-57		1430 mm	743XL, 745XL	3234945R3
25/108-58	Mit Reiheneinspritzpumpe	1740 mm	955XL, 956, 956XL, 1055XL, 1056, 1056XL	3234949R1, 3234949R2
25/108-59	Mit Verteilereinspritzpumpe	1770 mm	956XL, 1056XL	1965088C1
25/108-60		1630 mm	5120, 5130, 5140, 5150, 5230, 5240, 5250	1531323C1, 1531323C2
25/108-61	Gaszug	1820 mm	7110, 7120, 7130, 7140, 7150, 7210, 7220, 7230, 7240, 7250, 8910, 8920, 8930, 8940, 8950	97173C3, 97173C4
25/108-66	Handgaszug	2530 mm	7110, 7120, 7130, 7140, 7150, 7210, 7220, 7230, 7240, 7250, 8910, 8920, 8930, 8940, 8950	1267688C2, 1267688C3
25/108-65		1040 mm	AVJ55, AVJ60, AVJ70, VJ60, VJ70, VJ80	5149955, 5121344
25/108-62	Gaszug	740 mm	CS48, CS52, CS58, CS63	1-34-543-236
25/108-63	Gaszug	373 mm	CS78, CS86, CS94 (⇒ 12/98)	1-34-643-098






Wir vertreiben keine Originalteile.
 Die Nummern dienen lediglich als Beschreibung.



"THE RELIABLE SERVICE"



GASZÜGE

Bestell-Nr.	Beschreibung	Länge	Schleppertyp	OEM
				
25/108-67	Handgaszug	3800 mm	CS78, CS86, CS94 (⇒ 12/98)	1-34-643-081
25/108-64	Gaszug	1170 mm	CS78, CS86, CS94 (01/99 ⇒) CS120, CS130, CS150 (⇒ 03/00)	1-34-643-424, 1-34-643-531
25/108-68	Handgaszug	3400 mm	CS78, CS86, CS94 (01/99 ⇒) CS120, CS130, CS150 (⇒ 03/00)	1-34-643-425
25/108-69	Fusskabel	1370 mm	CS120, CS130, CS150 (04/00 ⇒)	1-34-643-533
				
25/108-70	Gaszug	1300 mm	MX80C, MX90C, MX100C, MX100, MX110, MX120, MX135, MX150, MX170	239750A3
				
25/108-71	Gaszug	2022 mm	MX100, MX110, MX120, MX135, MX150, MX170	358186A1, 358186A2
				
25/108-72	Gaszug	1280 mm	MXM120, MXM130, MXM140, MXM155	82025456, 82032416
				
25/108-73	Gaszug	1320 mm	MXU100, MXU115, MXU130	82016354, 82037447

Wir vertreiben keine Originalteile.
Die Nummern dienen lediglich als Beschreibung.



"THE RELIABLE SERVICE"



TANKVERSCHLÜSSE



Bestell-Nr.	Abb.	Anmerkungen	Schleppertyp	OEM
25/105-11	1	Ø 80 mm - mit Lüftung	323, 353, 383, 423, 433, 453, 523, 533, 553, 554, 624, 633, 644, 654, 724, 733, 744, 824, 833, 844, 844S, 946, 1046, 1246	3137474R2
25/105-10	2	Ø 67 mm - mit Lüftung	433, 440, 533, 540, 633, 640, 733, 740, 833, 840, 933, 940, 743, 743XL, 744, 745S, 745XL, 844, 844S, 844XL, 845, 845XL, 856XL, 946, 955, 955XL, 956, 956XL, 1046, 1055, 1056, 1056XL, 1246, 1255, 1255XL, 1455, 1455XL, 5120, 5130, 5140, 5150, 5220, 5230, 5240, 5250 644, 844 (bis 2000)	3221253R1
25/105-30	3	Ø 65 mm - abschließbar mit Lüftung	3210, 3220, 3230, 421, 4220, 4230, 4240, C50, C60, C70, C80, C90, C100, CX50, CX60, CX70, CX80, CX90, CX100, MX100, MX110, MX120, MX135, MX150, MX170, MX80C, MX90C, MX100C	277106A1, 226384A1
25/105-31	4	Ø 88 mm - mit Lüftung	5120, 5130, 5140, 5150, 5220, 5230, 5240, 5250	1531353C2
25/105-32	5	Ø 80 mm - mit Lüftung	7110, 7120, 7130, 7140, 7150, 7210, 7220, 7230, 7240, 7250, 8910, 8920, 8930, 8940, 8950	1283826C2
25/105-35	6	Ø 45 mm	AVJ55, AVJ60, AVJ70, VJ60, VJ70, VJ80	5139618
25/105-36	7	Ø 80 mm - mit Lüftung	C42, C48, C55, C64, C70, CS48, CS58, CS68, CS75	1192550151
25/105-34	8	Ø 83 mm - mit Lüftung	CS78, CS86, CS94 (⇒ 12/98) CS110, CS120, CS130, CS150 (⇒ 04/00)	137700550088
25/105-33	9	Ø 80 mm - mit Lüftung	CS48, CS52, CS58, CS63, CS68, CS75 CS78, CS86, CS94 (01/99 ⇒) CS100, CS110, CS120, CS130, CS150 (04/00 ⇒) CVX120, CVX130, CVX150, CVX170, CVX1135, CVX1145, CVX1155, CVX1170, CVX1190	1-33-155-600, 1-33-755-004
25/105-37	10	Ø 80 mm	JX70U, JX80U, JX1060C, JX1070C, JX1070U, JX1080U, JX1075C, JX1085C, JX1095C, JX55, JX60, JX65, JX70, JX75, JX80, JX85, JX90, JX95, MXM120, MXM130, MXM135, MXM140, MXM150, MXM155, MXM165, MXM175, MXM180, MXM190, MXU100, MXU110, MXU115, MXU125, MXU130, MXU135	82009352, 82012210
25/105-38	11	Ø 60 mm	JX1060V, JX1070N, JX1070V, JX1075N, JX1075V, JX1095N, JX1095V	44907408
25/105-39	12	Ø 88 mm	MX100, MX110, MX120, MX135, MX150, MX170, MX180, MX200, MX220, MX240, MX270	257349A1







Wir vertreiben keine Originalteile.
 Die Nummern dienen lediglich als Beschreibung.












"THE RELIABLE SERVICE"



EINLASS- & AUSLASSKRÜMMER

Bestell-Nr.	Beschreibung	Schleppertyp	Abb.
25/65-25 3136066R12	Auslasskrümmer	258, 268, 288, 574, 584, 585, 585XL, 595, 595XL, 684, 685, 685XL, 695, 695XL, 733, 740, 743, 743XL, 745S, 745XL, 784, 785, 785XL, 795, 795XL, 833, 840, 844S, 844XL, 845, 845XL, 884, 885, 885XL, 895, 895XL, 940, 2500, 3230, 4210, 4230, 4240	
25/65-10 3058003R1, 3058003R12	Auslasskrümmer	544, 624, 644, 724, 744, 824, 844, 844S	
25/65-26 3138941R1	Auslasskrümmer	946, 955, 955XL, 956, 956XL, 1046, 1055, 1055XL, 1056, 1056XL,	
25/64-3 4602345	Ansaugkrümmer	JX55, JX65 (⇒ 13286)	
25/64-4 4602348	Ansaugkrümmer	JX75, JX85 (⇒ 13286)	
25/65-24 4606570	Auslasskrümmer	JX70U, JX80U	

DICHTUNGEN ZUM EIN- & AUSLASSKRÜMMER

Bestell-Nr.	Beschreibung	Schleppertyp	Abb.
25/66-10 3132434R1	Krümmerdichtung	D155, D179 - Motoren 3 Zyl. D206, D239, D246, D268 - Motoren 4 Zyl. D310, D358, DT402 - Motoren 6 Zyl.	
25/66-25 905443, J927154	Krümmerdichtung	5120, 5130, 5140, 5150, 5220, 5230, 5240, 5250, MX100, MX110, MX120, MX135, MX150, MX170	
25/66-26 296218A1, 130300110702	Ansaugkrümmerdichtung	C50, C60, CS48, CS52, CS58, CS63, CX50, CX60	
25/66-27 296223A1, 130300110703	Krümmerdichtung		
25/66-28 1301001907 03	Ansaugkrümmerdichtung	C55, C64, C70, CS68, CS75 CS78, CS86, CS94 (⇒ 12/98)	
25/66-29 130100110701, 130100110702	Krümmerdichtung		
25/66-30 162000110706	Ansaugkrümmerdichtung	CS68, CS75, CS120, CS130, CS150, CVX120, CVX130, CVX150, CVX170, CVX1135, CVX1145, CVX1155, CVX1170, CVX1190	
25/66-31 142080110707	Ansaugkrümmerdichtung	CS78, CS86, CS94 (01/99 ⇒) CS100, CS110	
25/66-24 98489690	Krümmerdichtung	JX55, JX60, JX65, JX70, JX70U, JX75, JX80, JX85, JX90, JX90U, JX95, JX100U, JX1060C, JX1060V, JX1070C, JX1070N, JX1070V, JX1075C, JX1075N, JX1075V	

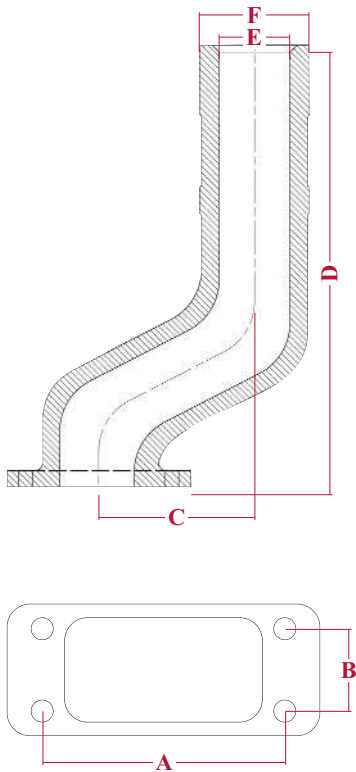
Wir vertreiben keine Originalteile.
Die Nummern dienen lediglich als Beschreibung.



"THE RELIABLE SERVICE"



KRÜMMER & DICHTUNGEN



Krümmer			Dichtung			Abmessungen						Schleppertyp
Bestell-Nr.	Abb.	OEM	Bestell-Nr.	Abb.	OEM	A mm	B mm	C mm	D mm	E mm	F mm	
25/164-44 (A)	1	3131038R1	25/167-44	9	786812R1	92	-	55	290	45	57	323, 353, 383, 423, 453
25/164-36 (A)	2	3399348R1, 3399348R2	25/167-34	8	3136248R1	115	45	30	213	35	60	433, 533, 633, 733, 833
25/164-17 (A)	3	3059921R1	25/167-37	9	3058005R1	85	-	40	255	45	57	553, 654, 724, 824
25/164-37 (A)	4	3145625R2	25/167-37	9	3058005R1	85	-	45	210	40	58	644, 744, 844, 844S
25/164-35 (A)	5	3402326R2	25/167-34	8	3136248R1	115	45	30	225	35	60	743, 743XL, 745S, 745XL, 844S, 844XL, 845, 845XL
25/164-34 (A)	6	3220368R1	25/167-35	8	3141137R1	103	55	110	313	50	78	955, 955XL, 956, 956XL, 1055, 1055XL, 1056, 1056XL
25/164-41 (A)	7	5164163	25/167-41	10	5152380	65	-	-	-	35	45	AVJ55, AVJ60, AVJ70, VJ60, VJ70, VJ80
-	-	-	25/167-34	8	3136248R1	115	45	-	-	-	-	238, 248, 258, 268, 278, 288, 385, 395, 3210, 3220, 3230, 4210, 4220, 4230, 4240, 440, 454, 464, 474, 475, 484, 485, 485XL, 495, 495XL, 540, 574, 584, 585, 585XL, 595, 595XL, 640, 674, 684, 685, 685XL, 695, 695XL, 740, 784, 785, 785XL, 795, 795XL, 840, 884, 885, 885XL, 895, 895XL
-	-	-	25/167-37	9	3058005R1	85	-	-	-	-	-	353, 383, 423, 433, 440, 453, 533, 540, 633, 640, 733, 833
-	-	-	25/167-42	9	235838A1, 130300110706	66	-	-	-	-	-	C50, CS48, CS52, CS58, CX50
-	-	-	25/167-43	9	295870A1	62	-	-	-	-	-	C60, CS58, CS63, CX60

(A) Incl. Dichtung


Wir vertreiben keine Originalteile.





Die Nummern dienen lediglich als Beschreibung.



"THE RELIABLE SERVICE"



SCHALLDÄMPFER


Bestell-Nr.	Abb.	Ø A mm	Ø B mm	C mm	D mm	E mm	Ø F mm	Schleppertyp	OEM
25/165-90	1	51	47	275	340	370	108	D320, D322, D323, D324, D326, D430, D432, D436, D438, D439, D440	704616R96
25/165-30	2	42	48	270	455	200	97	B275, 238, 276, 354, 374, 384, B414, 424, 434, 444	751779R92, 707713R93, 704616R95, 3109792R92, 3109793R92
25/165-32	3	60	60.5	330	300	55	133	248, 258, 385, 395, 484, 485, 495, 584, 585, 595, 684, 685, 695, 784, 785, 795, 884, 885, 895	83027C1, 3125788R1, 3123869R1, 3121378R2
25/165-91	4	64	60.5	285	420	180	131	323, 353, 383, 423, 453, 523, 553, 654, 724, 824	3245279R91
25/165-33	5	45	60	330	740	145	110	433, 440, 533, 540, 633, 640, 733, 833	3216683R5
25/165-34	5	45	61	450	740	140	110	440, 540, 640, 644, 740, 743XL, 744, 745XL, 840, 844, 844S, 844XL, 845, 845XL, 940 3210, 3220, 3230, 4210, 4220, 4230, 4240 (Mit )	3145624R9
25/165-31	6	60	60.5	330	300	55	133	454, 474, 475, 574, 674	529365R91, 529372R1
25/165-35	5	50	80	455	660	215	110	856XL	3404966R4
25/165-37	5	50	80	455	660	215	110	955, 955XL, 1055, 1055XL, 956, 956XL, 1056, 1056XL	3220369R96
25/165-92	7	60	80	210	875	150	130	1255, 1255XL, 1455, 1455XL	3226762R4
25/165-102	8	79	77	105	500	80	275	5120, 5220	A184460
25/165-103	9	79	77	105	500	30	275	5130, 5140, 5150, 5230, 5240, 5250	A184475
25/166-12	10	77	81	985				5120, 5130, 5140, 5150, 5220, 5230, 5240, 5250	A189049
25/165-167	11	43	47		670		90	AVJ55, AVJ60, AVJ70, VJ60, VJ70, VJ80	5157240
25/165-168	12	49	50	35	355	145	200	JX55, JX60, JX65, JX70, JX75, JX80, JX85, JX90, JX95, JX1060C, JX1060V, JX1070N, JX1070V	5172649
25/165-169	13	60	45	230	460	70	165	JX70U, JX80U (Ohne )	5167695
25/165-170	14	60	50	180	180	40	200	JX90U, JX100U (Ohne )	5169716
25/165-171	15	60	60	180	180	40	200	JX90U, JX100U (Ohne  - Mit Autoclean Filter)	5169717

Wir vertreiben keine Originalteile.
 Die Nummern dienen lediglich als Beschreibung.


"THE RELIABLE SERVICE"


REGENKAPPEN

Bestell-Nr.	Ø max Rohr		Bestell-Nr.	Ø max Rohr		Abb.
	mm	Zoll / Duim		mm	Zoll / Duim	
70/2930-35	35	1 ^{3/8}	70/2930-89	89	3 ^{1/2}	
70/2930-38	38	1 ^{1/2}	70/2930-95	95	3 ^{3/4}	
70/2930-45	45	1 ^{3/4}	70/2930-102	102	4	
70/2930-51	51	2	70/2930-108	108	4 ^{1/4}	
70/2930-57	57	2 ^{1/4}	70/2930-114	114	4 ^{1/2}	
70/2930-64	64	2 ^{1/2}	70/2930-127	127	5	
70/2930-70	70	2 ^{3/4}	70/2930-152	152	6	
70/2930-76	76	3				

FUNKENFÄNGER FÜR AUSPUFFROHR

Bestell-Nr.	Ø Funkenfänger	Ø max Rohr		Länge (mm)	Behälterlänge (mm)	Abb.
		mm	Zoll / Duim			
70/165-400X	150	50.8	2"	281	130	
70/165-401X	165	63.5	2 ^{1/2} "	327	157	
70/165-402X	177,8	76,3	3"	410	230	



Funkenfänger bieten höchstmöglichen Schutz gegen Feuer bei Wald- oder Erntearbeiten...

SCHELLEN

Bestell-Nr.	Ø max Rohr		Bestell-Nr.	Ø max Rohr		Abb.
	mm	Zoll		mm	Zoll	
70/2935-40	40	1 ^{9/16}	70/2935-73	73		
70/2935-42	42		70/2935-75	75	3	
70/2935-45	45	1 ^{3/4}	70/2935-79	79		
70/2935-48	48		70/2935-83	83		
70/2935-50	50		70/2935-90	90		
70/2935-52	52		70/2935-95	95		
70/2935-54	54		70/2935-102	102	4	
70/2935-58	58		70/2935-106	106		
70/2935-60	60		70/2935-110	110		
70/2935-65	65		70/2935-115	115		
70/2935-67	67		70/2935-120	120		
70/2935-70	70	2 ^{3/4}	70/2935-127	127	5	

Wir vertreiben keine Originalteile.
 Die Nummern dienen lediglich als Beschreibung.




"THE RELIABLE SERVICE"



FILTER

1

2

3

1		2	3		
Luftfilter		Ölfilter	Kraftstoff-Filter	Motor	Schleppertyp
Aussen	Innen				
			60/111-32 (3056982R1, 712628R91)	D66 D74 D99 D111 D132 D148	D212, D214, D215 D217, D219 D320, D322 D323, D324, D326 D430, D432 D436, D438, D439
		60/96-1 (3110452R91, 3068655R91, 3066852R91)	60/111-3 Ersetzt CAV 296 60/111-5 (1502155C91, 3044506R93, 3144294R91, 796051R91, 1966515C1)	BD154	238
60/161-16 (3125199R2, 1265510C1, 3125251R1)	60/162-16 (3115569R2, 1265511C1, 3125253R1)	60/97-9 (3136046R93, 3116609R92, 528250R1)		D179	238
60/161-15 (529854R2, 529853R1, 3124626R1)		60/97-9 (3136046R93, 3116609R92, 528250R1) H. : 134 mm	60/111-3 Ersetzt CAV 296	D179	248
60/161-16 (3125199R2, 1265510C1, 3125251R1)	60/162-16 (3115569R2, 1265511C1, 3125253R1)	60/97-37 (398080R2, 3132184R91) H. : 143 mm	60/111-5 (1502155C91, 3044506R93, 3144294R91, 796051R91, 1966515C1)	D179	248
60/161-16 (3125199R2, 1265510C1, 3125251R1)	60/162-16 (3115569R2, 1265511C1, 3125253R1)	60/97-9 (3136046R93, 3116609R92, 528250R1) H. : 134 mm 60/97-37 (398080R2, 3132184R91) H. : 143 mm 60/97-12 (1329020C2, 3136460R92, 1133276R2, 3132737R93, 3059246R2) H. : 223 mm (Ölkühler)	60/111-16 (3132428R2, 1133493R1, 1133494R1, 1133495R1, 1133496R1, 1307080800, 1407080733, 3218705R93, 3218794R1, 3132275R1) Mont. Bosch	D179	258

Wir vertreiben keine Originalteile.
 Die Nummern dienen lediglich als Beschreibung.


"THE RELIABLE SERVICE"


VI

FILTER

1		2	3		
Luftfilter		Ölfilter	Kraftstoff-Filter	Motor	Schleppertyp
Aussen	Innen				
60/161-16 (3125199R2, 1265510C1, 3125251R1)	60/162-16 (3115569R2, 1265511C1, 3125253R1)	60/97-9 (3136046R93, 3116609R92, 528250R1) H. : 134 mm 60/97-37 (398080R2, 3132184R91) H. : 143 mm	60/111-3 Ersetzt CAV 296 60/111-5 (1502155C91, 3044506R93, 3144294R91, 796051R91, 1966515C1)	D179	268
		60/96-1 (3110452R91, 3068655R91, 3066852R91)		BD144	B275, 276
60/161-15 (529854R2, 529853R1, 3124626R1)	60/162-16 (3115569R2, 1265511C1, 3125253R1)	60/97-9 (3136046R93, 3116609R92, 528250R1) H. : 134 mm 60/97-37 (398080R2, 3132184R91) H. : 143 mm		D246	278
60/161-16 (3125199R2, 1265510C1, 3125251R1)		60/162-16 (3115569R2, 1265511C1, 3125253R1)		60/97-9 (3136046R93, 3116609R92, 528250R1) H. : 134 mm 60/97-37 (398080R2, 3132184R91) H. : 143 mm 60/97-12 (1329020C2, 3136460R92, 1133276R2, 3132737R93, 3059246R2) H. : 223 mm (Ölkühler)	D179
60/161-16 (3125199R2, 1265510C1, 3125251R1)	60/162-16 (3115569R2, 1265511C1, 3125253R1)	60/97-4 (3136458R91, 3132022R92, 3055764R91, 3055228R92, 1133277R2)		60/111-3 Ersetzt CAV 296 60/111-5 (1502155C91, 3044506R93, 3144294R91, 796051R91, 1966515C1) 60/111-16 (3132428R2, 1133493R1, 1133494R1, 1133495R1, 1133496R1, 1307080800, 1407080733, 3218705R93, 3218794R1, 3132275R1) Mont. Bosch	D155

Wir vertreiben keine Originalteile.
 Die Nummern dienen lediglich als Beschreibung.


"THE RELIABLE SERVICE"


FILTER

1		2	3		
Luftfilter		Ölfilter	Kraftstoff-Filter	Motor	Schleppertyp
Aussen	Innen				
		60/96-1 (3110452R91, 3068655R91, 3066852R91)	60/111-3 Ersetzt CAV 296 60/111-5 (1502155C91, 3044506R93, 3144294R91, 796051R91, 1966515C1)	BD144	354
			60/111-3 Ersetzt CAV 296 60/111-5 (1502155C91, 3044506R93, 3144294R91, 796051R91, 1966515C1)	BD154	364, 374, 384, B414, 424, 434, 444
60/161-16 (3125199R2, 1265510C1, 3125251R1)	60/162-16 (3115569R2, 1265511C1, 3125253R1)	60/97-9 (3136046R93, 3116609R92, 528250R1)	60/111-3 Ersetzt CAV 296 60/111-5 (1502155C91, 3044506R93, 3144294R91, 796051R91, 1966515C1)	D155	385
			60/111-16 (3132428R2, 1133493R1, 1133494R1, 1133495R1, 1133496R1, 1307080800, 1407080733, 3218705R93, 3218794R1, 3132275R1) Mont. Bosch		
			60/111-16 (3132428R2, 1133493R1, 1133494R1, 1133495R1, 1133496R1, 1307080800, 1407080733, 3218705R93, 3218794R1, 3132275R1)	D155	395
60/161-18 (3146927R1, 3216167R1)	60/162-18 (3148080R1)	60/97-4 (3136458R91, 3132022R92, 3055764R91, 3055228R92, 1133277R2) H. : 98 mm 60/97-11 (3136459R91, 3132023R92, 3055765R91, 1133278R2) H. : 117 mm	60/111-3 Ersetzt CAV 296 60/111-5 (1502155C91, 3044506R93, 3144294R91, 796051R91, 1966515C1)	D155 D179 D206 D239	433, 533 633 733 833
		60/111-16 (3132428R2, 1133493R1, 1133494R1, 1133495R1, 1133496R1, 1307080800, 1407080733, 3218705R93, 3218794R1, 3132275R1) Mont. Bosch			

Wir vertreiben keine Originalteile.
 Die Nummern dienen lediglich als Beschreibung.



"THE RELIABLE SERVICE"



VI

FILTER

1		2	3		
Luftfilter		Ölfilter	Kraftstoff-Filter	Motor	Schleppertyp
Aussen	Innen				
60/161-16 (3125199R2, 1265510C1, 3125251R1) 60/161-18 (3146927R1, 3216167R1)	60/162-16 (3115569R2, 1265511C1, 3125253R1) 60/162-18 (3148080R1)	60/97-4 (3136458R91, 3132022R92, 3055764R91, 3055228R92, 1133277R2)	60/111-16 (3132428R2, 1133493R1, 1133494R1, 1133495R1, 1133496R1, 1307080800, 1407080733, 3218705R93, 3218794R1, 3132275R1)	D155	440
60/161-15 (529854R2, 529853R1, 3124626R1)		60/97-9 (3136046R93, 3116609R92, 528250R1)	60/111-3 Ersetzt CAV 296 60/111-5 (1502155C91, 3044506R93, 3144294R91, 796051R91, 1966515C1) 60/111-16 (3132428R2, 1133493R1, 1133494R1, 1133495R1, 1133496R1, 1307080800, 1407080733, 3218705R93, 3218794R1, 3132275R1) Mont. Bosch	D179	454
					D206
			60/97-27 (3118119R1, 218520A1, 217592A1)	60/111-3 Ersetzt CAV 296	A4.212
60/161-15 (529854R2, 529853R1, 3124626R1) 60/161-16 (3125199R2, 1265510C1, 3125251R1)	60/162-16 (3115569R2, 1265511C1, 3125253R1)	60/97-9 (3136046R93, 3116609R92, 528250R1)	60/111-5 (1502155C91, 3044506R93, 3144294R91, 796051R91, 1966515C1)	D179	484

Wir vertreiben keine Originalteile.
 Die Nummern dienen lediglich als Beschreibung.


"THE RELIABLE SERVICE"


FILTER

1		2	3			
Luftfilter		Ölfilter	Kraftstoff-Filter	Motor	Schleppertyp	
Aussen	Innen					
60/161-16 (3125199R2, 1265510C1, 3125251R1)	60/162-16 (3115569R2, 1265511C1, 3125253R1)	60/97-9 (3136046R93, 3116609R92, 528250R1)	60/111-3 Ersetzt CAV 296 60/111-5 (1502155C91, 3044506R93, 3144294R91, 796051R91, 1966515C1)	D179	485	
60/161-16 (3125199R2, 1265510C1, 3125251R1)	60/162-16 (3115569R2, 1265511C1, 3125253R1)	60/97-9 (3136046R93, 3116609R92, 528250R1) H. : 134 mm 60/97-37 (398080R2, 3132184R91) H. : 143 mm	60/111-16 (3132428R2, 1133493R1, 1133494R1, 1133495R1, 1133496R1, 1307080800, 1407080733, 3218705R93, 3218794R1, 3132275R1) Mont. Bosch	D179	485 XL	
60/161-17 (3125342R2) Klimaanlage	60/162-17 (3125255R1) Klimaanlage					
60/161-16 (3125199R2, 1265510C1, 3125251R1)	60/162-16 (3115569R2, 1265511C1, 3125253R1)				D179	495
60/161-16 (3125199R2, 1265510C1, 3125251R1)	60/162-16 (3115569R2, 1265511C1, 3125253R1)		60/111-16 (3132428R2, 1133493R1, 1133494R1, 1133495R1, 1133496R1, 1307080800, 1407080733, 3218705R93, 3218794R1, 3132275R1)	D179	495 XL	
60/161-17 (3125342R2) Klimaanlage	60/162-17 (3125255R1) Klimaanlage					
60/161-16 (3125199R2, 1265510C1, 3125251R1)	60/162-16 (3115569R2, 1265511C1, 3125253R1)	60/97-4 (3136458R91, 3132022R92, 3055764R91, 3055228R92, 1133277R2)		D155	540	
60/161-18 (3146927R1, 3216167R1)	60/162-18 (3148080R1)					
			60/111-3 Ersetzt CAV 296 60/111-5 (1502155C91, 3044506R93, 3144294R91, 796051R91, 1966515C1)	D179	553	

VI

 Wir vertreiben keine Originalteile.
 Die Nummern dienen lediglich als Beschreibung.

"THE RELIABLE SERVICE"


FILTER

1		2	3		
Luftfilter		Ölfilter	Kraftstoff-Filter	Motor	Schleppertyp
Aussen	Innen				
60/161-15 (529854R2, 529853R1, 3124626R1)		60/97-9 (3136046R93, 3116609R92, 528250R1)	60/111-3 Ersetzt CAV 296 60/111-5 (1502155C91, 3044506R93, 3144294R91, 796051R91, 1966515C1) 60/111-16 (3132428R2, 1133493R1, 1133494R1, 1133495R1, 1133496R1, 1307080800, 1407080733, 3218705R93, 3218794R1, 3132275R1) Mont. Bosch	D239	574
60/161-15 (529854R2, 529853R1, 3124626R1)			60/111-3 Ersetzt CAV 296 60/111-5 (1502155C91, 3044506R93, 3144294R91, 796051R91, 1966515C1)	D206	584
60/161-16 (3125199R2, 1265510C1, 3125251R1)	60/162-16 (3115569R2, 1265511C1, 3125253R1)	60/97-9 (3136046R93, 3116609R92, 528250R1) H. : 134 mm 60/97-37 (398080R2, 3132184R91) H. : 143 mm	60/111-3 Ersetzt CAV 296 60/111-5 (1502155C91, 3044506R93, 3144294R91, 796051R91, 1966515C1)	D206	585
60/161-16 (3125199R2, 1265510C1, 3125251R1)	60/162-16 (3115569R2, 1265511C1, 3125253R1)		60/111-16 (3132428R2, 1133493R1, 1133494R1, 1133495R1, 1133496R1, 1307080800, 1407080733, 3218705R93, 3218794R1, 3132275R1) Mont. Bosch	D206	585 XL
60/161-17 (3125342R2) Klimaanlage	60/162-17 (3125255R1) Klimaanlage				
60/161-15 (529854R2, 529853R1, 3124626R1)			60/111-16 (3132428R2, 1133493R1, 1133494R1, 1133495R1, 1133496R1, 1307080800, 1407080733, 3218705R93, 3218794R1, 3132275R1)	D206	595

Wir vertreiben keine Originalteile.
 Die Nummern dienen lediglich als Beschreibung.



"THE RELIABLE SERVICE"



FILTER

1		2	3		
Luftfilter		Ölfilter	Kraftstoff-Filter	Motor	Schleppertyp
Aussen	Innen				
60/161-16 (3125199R2, 1265510C1, 3125251R1) 60/161-17 (3125342R2) Klimaanlage	60/162-16 (3115569R2, 1265511C1, 3125253R1) 60/162-17 (3125255R1) Klimaanlage	60/97-9 (3136046R93, 3116609R92, 528250R1)	60/111-16 (3132428R2, 1133493R1, 1133494R1, 1133495R1, 1133496R1, 1307080800, 1407080733, 3218705R93, 3218794R1, 3132275R1)	D206	595 XL
60/161-18 (3146927R1, 3216167R1)	60/162-18 (3148080R1)	60/97-4 (3136458R91, 3132022R92, 3055764R91, 3055228R92, 1133277R2)	60/111-3 Ersetzt CAV 296 60/111-5 (1502155C91, 3044506R93, 3144294R91, 796051R91, 1966515C1) 60/111-16 (3132428R2, 1133493R1, 1133494R1, 1133495R1, 1133496R1, 1307080800, 1407080733, 3218705R93, 3218794R1, 3132275R1) Mont. Bosch	D179	640
60/161-19 (3146576R1)	60/162-19 (3147878R1)	60/97-4 (3136458R91, 3132022R92, 3055764R91, 3055228R92, 1133277R2) H. : 98 mm 60/97-11 (3136459R91, 3132023R92, 3055765R91, 1133278R2) H. : 117 mm	60/111-3 Ersetzt CAV 296 60/111-5 (1502155C91, 3044506R93, 3144294R91, 796051R91, 1966515C1) 60/111-16 (3132428R2, 1133493R1, 1133494R1, 1133495R1, 1133496R1, 1307080800, 1407080733, 3218705R93, 3218794R1, 3132275R1) Mont. Bosch	D206	644
			60/111-3 Ersetzt CAV 296	D206	654
60/161-15 (529854R2, 529853R1, 3124626R1)		60/97-9 (3136046R93, 3116609R92, 528250R1)	60/111-5 (1502155C91, 3044506R93, 3144294R91, 796051R91, 1966515C1)	D239	674, 684
60/161-15 (529854R2, 529853R1, 3124626R1) 60/161-16 (3125199R2, 1265510C1, 3125251R1)	60/162-16 (3115569R2, 1265511C1, 3125253R1)	60/97-9 (3136046R93, 3116609R92, 528250R1) H. : 134 mm 60/97-12 (1329020C2, 3136460R92, 1133276R2, 3132737R93, 3059246R2) H. : 223 mm (Ölkühler)	60/111-3 Ersetzt CAV 296 60/111-5 (1502155C91, 3044506R93, 3144294R91, 796051R91, 1966515C1) 60/111-16 (3132428R2, 1133493R1, 1133494R1, 1133495R1, 1133496R1, 1307080800, 1407080733, 3218705R93, 3218794R1, 3132275R1) Mont. Bosch	D239	685

Wir vertreiben keine Originalteile.
 Die Nummern dienen lediglich als Beschreibung.


"THE RELIABLE SERVICE"


FILTER

1		2	3			
Luftfilter		Ölfilter	Kraftstoff-Filter	Motor	Schleppertyp	
Aussen	Innen					
60/161-16 (3125199R2, 1265510C1, 3125251R1) 60/161-17 (3125342R2) Klimaanlage	60/162-16 (3115569R2, 3125253R1) 60/162-17 (3125255R1) Klimaanlage	60/97-9 (3136046R93, 3116609R92, 528250R1) H. : 134 mm 60/97-12 (1329020C2, 3136460R92, 1133276R2, 3132737R93, 3059246R2) H. : 223 mm (Ölkühler)	60/111-3 Ersetzt CAV 296 60/111-5 (1502155C91, 3044506R93, 3144294R91, 796051R91, 1966515C1) 60/111-16 (3132428R2, 1133493R1, 1133494R1, 1133495R1, 1133496R1, 1307080800, 1407080733, 3218705R93, 3218794R1, 3132275R1) Mont. Bosch	D239	685 XL	
			60/97-9 (3136046R93, 3116609R92, 528250R1)		D239	695
			60/97-9 (3136046R93, 3116609R92, 528250R1) H. : 134 mm 60/97-37 (398080R2, 3132184R91) H. : 143 mm 60/97-12 (1329020C2, 3136460R92, 1133276R2, 3132737R93, 3059246R2) H. : 223 mm (Ölkühler)	60/111-16 (3132428R2, 1133493R1, 1133494R1, 1133495R1, 1133496R1, 1307080800, 1407080733, 3218705R93, 3218794R1, 3132275R1)	D239	695 XL
		60/97-4 (3136458R91, 3132022R92, 3055764R91, 3055228R92, 1133277R2) H. : 98 mm 60/97-11 (3136459R91, 3132023R92, 3055765R91, 1133278R2) H. : 117 mm	60/111-3 Ersetzt CAV 296 60/111-5 (1502155C91, 3044506R93, 3144294R91, 796051R91, 1966515C1)	D239	724	

Wir vertreiben keine Originalteile.
 Die Nummern dienen lediglich als Beschreibung.



"THE RELIABLE SERVICE"



FILTER

1		2	3		
Luftfilter		Ölfilter	Kraftstoff-Filter	Motor	Schleppertyp
Aussen	Innen				
60/161-18 (3146927R1, 3216167R1)	60/162-18 (3148080R1)		60/111-16 (3132428R2, 1133493R1, 1133494R1, 1133495R1, 1133496R1, 1307080800, 1407080733, 3218705R93, 3218794R1, 3132275R1)	D206	740
60/161-19 (3146576R1)	60/162-19 (3147878R1)	60/97-11 (3136459R91, 3132023R92, 3055765R91, 1133278R2)	60/111-3 Ersetzt CAV 296	D239	743, 744, 745
60/161-17 (3125342R2) Klimaanlage	60/162-17 (3125255R1) Klimaanlage		60/111-5 (1502155C91, 3044506R93, 3144294R91, 796051R91, 1966515C1)		
60/161-15 (529854R2, 529853R1, 3124626R1)		60/97-9 (3136046R93, 3116609R92, 528250R1)	60/111-3 Ersetzt CAV 296	D246	784
60/161-15 (529854R2, 529853R1, 3124626R1)			60/111-5 (1502155C91, 3044506R93, 3144294R91, 796051R91, 1966515C1)	D246	785
60/161-16 (3125199R2, 1265510C1, 3125251R1)	60/162-16 (3115569R2, 1265511C1, 3125253R1)				

Wir vertreiben keine Originalteile.
 Die Nummern dienen lediglich als Beschreibung.


"THE RELIABLE SERVICE"


VI

FILTER

1		2	3		
Luftfilter		Ölfilter	Kraftstoff-Filter	Motor	Schleppertyp
Aussen	Innen				
60/161-16 (3125199R2, 1265510C1, 3125251R1) 60/161-17 (3125342R2) <i>Klimaanlage</i>	60/162-16 (3115569R2, 1265511C1, 3125253R1) 60/162-17 (3125255R1) <i>Klimaanlage</i>	60/97-9 (3136046R93, 3116609R92, 528250R1) H. : 134 mm 60/97-12 (1329020C2, 3136460R92, 1133276R2, 3132737R93, 3059246R2) H. : 223 mm (Ölkühler)	60/111-3 <i>Ersetzt / Vervangt</i> CAV 296 60/111-5 (1502155C91, 3044506R93, 3144294R91, 796051R91, 1966515C1) 60/111-16 (3132428R2, 1133493R1, 1133494R1, 1133495R1, 1133496R1, 1307080800, 1407080733, 3218705R93, 3218794R1, 3132275R1) Mont. Bosch	D246	785 XL
			60/111-16 (3132428R2, 1133493R1, 1133494R1, 1133495R1, 1133496R1, 1307080800, 1407080733, 3218705R93, 3218794R1, 3132275R1)	D246	795, 795 XL
		60/97-4 (3136458R91, 3132022R92, 3055764R91, 3055228R92, 1133277R2) H. : 98 mm 60/97-11 (3136459R91, 3132023R92, 3055765R91, 1133278R2) H. : 117 mm	60/111-3 <i>Ersetzt CAV 296</i> 60/111-5 (1502155C91, 3044506R93, 3144294R91, 796051R91, 1966515C1)	D246	824
60/161-18 (3146927R1, 3216167R1)	60/162-18 (3148080R1)	60/97-11 (3136459R91, 3132023R92, 3055765R91, 1133278R2)	60/111-16 (3132428R2, 1133493R1, 1133494R1, 1133495R1, 1133496R1, 1307080800, 1407080733, 3218705R93, 3218794R1, 3132275R1)	D239	840

Wir vertreiben keine Originalteile.
 Die Nummern dienen lediglich als Beschreibung.



"THE RELIABLE SERVICE"



FILTER

1		2	3		
Luftfilter		Ölfilter	Kraftstoff-Filter	Motor	Schleppertyp
Aussen	Innen				
60/161-19 (3146576R1)	60/162-19 (3147878R1)	60/97-11 (3136459R91, 3132023R92, 3055765R91, 1133278R2)	60/111-3 Ersetzt CAV 296	D246	844
			60/111-5 (1502155C91, 3044506R93, 3144294R91, 796051R91, 1966515C1)	D268	844 S
			60/111-16 (3132428R2, 1133493R1, 1133494R1, 1133495R1, 1133496R1, 1307080800, 1407080733, 3218705R93, 3218794R1, 3132275R1)	D268	845
60/161-35 (3146939R1, 3405458R1)	60/162-20 (3216100R1, 3216100R2)	60/97-12 (1329020C2, 3136460R92, 1133276R2, 3132737R93, 3059246R2)		DT239	856
60/161-17 (3125342R2)	60/162-17 (3125255R1)	60/97-9 (3136046R93, 3116609R92, 528250R1)	60/111-3 Ersetzt CAV 296	D268	884
			60/111-5 (1502155C91, 3044506R93, 3144294R91, 796051R91, 1966515C1)		
60/161-16 (3125199R2, 1265510C1, 3125251R1)	60/162-16 (3115569R2, 1265511C1, 3125253R1)	60/97-9 (3136046R93, 3116609R92, 528250R1) H. : 134 mm	60/111-3 Ersetzt CAV 296	D268	885, 885 XL, 895, 895 XL, 995, 995 XL
			60/111-5 (1502155C91, 3044506R93, 3144294R91, 796051R91, 1966515C1)		
			60/111-16 (3132428R2, 1133493R1, 1133494R1, 1133495R1, 1133496R1, 1307080800, 1407080733, 3218705R93, 3218794R1, 3132275R1) Mont. Bosch		
60/161-17 (3125342R2) Klimaanlage	60/162-17 (3125255R1) Klimaanlage	60/97-37 (398080R2, 3132184R91) H. : 143 mm			
		60/97-12 (1329020C2, 3136460R92, 1133276R2, 3132737R93, 3059246R2) H. : 223 mm (Ölkühler)			
		60/97-60 (A184775, 675616C91, 675617C91)	60/111-49 (A184773, 625627C1, 702251C1)	D360	886

Wir vertreiben keine Originalteile.
Die Nummern dienen lediglich als Beschreibung.



"THE RELIABLE SERVICE"



FILTER

1		2	3		
Luftfilter		Ölfilter	Kraftstoff-Filter	Motor	Schleppertyp
Aussen	Innen				
60/161-18 (3146927R1, 3216167R1)	60/162-18 (3148080R1)	60/97-11 (3136459R91, 3132023R92, 3055765R91, 1133278R2)	60/111-16 (3132428R2, 1133493R1, 1133494R1, 1133495R1, 1133496R1, 1307080800, 1407080733, 3218705R93, 3218794R1, 3132275R1)	D239	940
60/161-19 (3146576R1)	60/162-19 (3147878R1)	60/97-12 (1329020C2, 3136460R92, 1133276R2, 3132737R93, 3059246R2)	60/111-3 Ersetzt CAV 296	D310 D358	946 1046
			60/111-5 (1502155C91, 3044506R93, 3144294R91, 796051R91, 1966515C1)		
			60/111-16 (3132428R2, 1133493R1, 1133494R1, 1133495R1, 1133496R1, 1307080800, 1407080733, 3218705R93, 3218794R1, 3132275R1) Mont. Bosch		
60/161-19 (3146576R1)	60/162-19 (3147878R1)	60/97-12 (1329020C2, 3136460R92, 1133276R2, 3132737R93, 3059246R2)	60/111-3 Ersetzt CAV 296	D310 D358	955 1055
60/161-31 (3226416R1)	60/162-31 (3219421R1)		60/111-5 (1502155C91, 3044506R93, 3144294R91, 796051R91, 1966515C1)		
			60/111-16 (3132428R2, 1133493R1, 1133494R1, 1133495R1, 1133496R1, 1307080800, 1407080733, 3218705R93, 3218794R1, 3132275R1)		
60/161-19 (3146576R1) H.. : 332mm	60/162-19 (3147878R1)	60/97-60 (A184775, 675616C91, 675617C91)	60/111-49 (A184773, 625627C1, 702251C1) Gew. : 1" Primär	D358	956, 1056
60/161-31 (3226416R1) H.. : 378mm	60/162-31 (3219421R1)				
60/161-35 (3146939R1, 3405458R1) H.. : 346mm	60/162-20 (3216100R1, 3216100R2)				
			60/111-45 (A184774, 672603C2) Gew. : 7/8" Sekundär	D414	966
				D436	986

Wir vertreiben keine Originalteile.
Die Nummern dienen lediglich als Beschreibung.



"THE RELIABLE SERVICE"



FILTER

1		2	3		
Luftfilter		Ölfilter	Kraftstoff-Filter	Motor	Schleppertyp
Aussen	Innen				
60/161-28 (67974C4)	60/162-28 (67975C1)	60/97-60 (A184775, 675616C91, 675617C91)	60/111-49 (A184773, 625627C1, 702251C1) Gew. : 1" Primär 60/111-45 (A184774 672603C2) Gew. : 7/8" Sekundär.	DT414	1066, 1086
60/161-35 (3146939R1, 3405458R1)	60/162-20 (3216100R1, 3216100R2)	60/97-12 (1329020C2, 3136460R92, 1133276R2, 3132737R93, 3059246R2)	60/111-3 Ersetzt CAV 296 60/111-5 (1502155C91, 3044506R93, 3144294R91, 796051R91, 1966515C1) 60/111-16 (3132428R2, 1133493R1, 1133494R1, 1133495R1, 1133496R1, 1307080800, 1407080733, 3218705R93, 3218794R1, 3132275R1) Mont. Bosch	DT358	1246
60/161-31 (3226416R1)	60/162-31 (3219421R1)		60/111-16 (3132428R2, 1133493R1, 1133494R1, 1133495R1, 1133496R1, 1307080800, 1407080733, 3218705R93, 3218794R1, 3132275R1) Mont. Bosch	DT358 DT402	1255 1455
60/161-28 (67974C4)	60/162-28 (67975C1)	60/97-60 (A184775, 675616C91, 675617C91)	60/111-49 (A184773, 625627C1, 702251C1) Gew. : 1" Primär 60/111-45 (A1847746, 72603C2) Gew. : 7/8" Sekundär	DT436	1466, 1486, 1566, 1586
		60/97-51 (J903264, J908615, J932217, J937345, J937743, J934430)	60/111-44 (J925274, J930942, J903410, 1931152) Gew. : 13/16" Primär 60/111-56 (J903640, 1931149, J931063, 8900125239) Gew. : M16x1.5 Sekundär	6T590	1896, 2096

Wir vertreiben keine Originalteile.
Die Nummern dienen lediglich als Beschreibung.



"THE RELIABLE SERVICE"



FILTER

1		2	3		
Luftfilter		Ölfilter	Kraftstoff-Filter	Motor	Schleppertyp
Aussen	Innen				
60/161-65 (A47032)	60/162-65 (A47033)	60/97-12 (A44081)		504BD	2090
				504BD	2094
60/161-204 (1530233C1)	60/162-204 (1530234C1)		60/111-3 Ersetzt CAV 296	1000.3A	2120, 2130, 2120, 2130 PRO
60/161-38 (1966965C1)	60/162-38 (1966964C1)	60/97-36 (1966279C1, 325142A1)	60/111-5 (1502155C91, 3044506R93, 3144294R91, 796051R91, 1966515C1)	1000.4A	2140, 2150 2140, 2150 PRO
60/161-205 (335196A1, B508251)	60/162-205 (335197A1, B508252)			1000.3A 1000.4A	2120, 2130 2140, 2150 Vineyard, Narrow
		60/97-12 (A44081)		504BDT	2290, 2294, 2390, 2394, 2470, 2590, 2594, 2670, 3294, 3394, 3594, 4490, 4494, 4690, 4694
		60/97-9 (3136046R93, 3116609R92, 528250R1)		D179	2400
		60/97-60 (A184775, 675616C91, 675617C91)		D282	2656
60/161-16 (3125199R2, 1265510C1, 3125251R1)	60/162-16 (3115569R2, 1265511C1, 3125253R1)	60/97-9 (3136046R93, 3116609R92, 528250R1)	60/111-16 (3132428R2, 1133493R1, 1133494R1, 1133495R1, 1133496R1, 1307080800, 1407080733, 3218705R93, 3218794R1, 3132275R1)	D155	3210
				D179	3220
60/161-17 (3125342R2)	60/162-17 (3125255R1)	60/97-37 (398080R2, 3132184R91)		D206	3230
60/161-28 (67974C4)	60/162-28 (67975C1)		60/111-49 (A184773, 625627C1, 702251C1) Gew. : 1" Primär	DT436	3388
		60/97-60 (A184775, 675616C91, 675617C91)		D466	3488
60/161-28 (67974C4)	60/162-28 (67975C1)			DT466	3588, 4366, 4386, 5288, 5488, 6588, 6788
				D436	3688, 5088, 6388
			60/111-45 (A184774 672603C2) Gew. : 7/8" Sekundär		3788
		60/97-60 (A184775, 675616C91, 675617C91)		DT436	4166, 4186

Wir vertreiben keine Originalteile.
Die Nummern dienen lediglich als Beschreibung.



"THE RELIABLE SERVICE"



FILTER

1		2	3		
Luftfilter		Ölfilter	Kraftstoff-Filter	Motor	Schleppertyp
Aussen	Innen				
60/161-17 (3125342R2)	60/162-17 (3125255R1)	60/97-9 (3136046R93, 3116609R92, 528250R1)	60/111-16 (3132428R2, 1133493R1, 1133494R1, 1133495R1, 1133496R1, 1307080800, 1407080733, 3218705R93, 3218794R1, 3132275R1)	D239	4210
		60/97-37 (398080R2, 3132184R91) H. : 143 mm		D246	4220
60/161-60 (D56453, 309135A1)	60/162-25 (N8153)	60/97-12 (1329020C2, 3136460R92, 1133276R2, 3132737R93, 3059246R2) H. : 223 mm (Ölkühler)	60/111-44 (J925274, J930942, J903410, 1931152) Gew. : 13/16" Primär	D268	4230, 4240
		60/97-53 (J908616, J903224)			
60/161-65 (A47032)	60/162-65 (A47033)	60/97-51 (J903264, J908615, J932217, J937345, J937743, J934430)	60/111-70 (J843760, J286503, J931062)	4T390	5120, 5220
		60/161-79 (A171255)	60/162-79 (A171256)	60/97-47 (A77537) (⇒ 44500127) Gew. : 1 1/2"	6-590
60/161-79 (A171255)	60/162-79 (A171256)	60/97-74 (J919562) (44500128 ⇒) Gew.: 2 1/4"	60/111-44 (J925274, J930942, J903410, 1931152) Gew.: 13/16" Primär	6T590	5140, 5240
		60/97-74 (J919562) (44500128 ⇒) Gew. : 2 1/4"		6T590	5150, 5250
60/161-79 (A171255)	60/162-79 (A171256)	60/97-74 (J919562) (44500128 ⇒) Gew. : 2 1/4"	60/111-56 (J903640, 1931149, J931063, 8900125239) Gew. : M16x1.5 Sekundär	6T830	7110, 7120, 7130, 7140
		60/97-74 (J919562)		6T830	7150
60/161-28 (67974C4)	60/162-28 (67975C1)			6T830	7210, 7220, 7230, 7240, 7250
60/161-28 (67974C4)	60/162-28 (67975C1)			DT466	7288, 7488

Wir vertreiben keine Originalteile.
Die Nummern dienen lediglich als Beschreibung.



"THE RELIABLE SERVICE"



FILTER

1		2	3		
Luftfilter		Ölfilter	Kraftstoff-Filter	Motor	Schleppertyp
Aussen	Innen				
60/161-79 (A171255)	60/162-79 (A171256)	60/97-74 (J919562)	60/111-44 (J925274, J930942, J903410, 1931152) Gew. : 13/16" Primär	6T830	8910, 8920, 8930, 8940, 8950
60/161-215 (90-6443T1)	60/162-215 (90-6444T1)	60/97-47 (A77537)	60/111-56 (J903640, 1931149, J931063, 8900125239) Gew. : M16x1.5 Sekundär	6T830	9110, 9130
60/161-48 (90-6017T1)			60/111-49 (90-3941T1 J329289)	LTA-10	9150
				NTA855	9170, 9180
60/161-215 (90-6443T1)	60/162-215 (90-6444T1)	60/97-74 (90-7101T1, 366700A1, J919562, J401544, 8962110113, 8900130271, 1931154)	60/111-44 (J925274, J930942, J903410, 1931152) Gew. : 13/16" Primär 60/111-56 (J903640, 1931149, J931063, 8900125239) Gew. : M16x1.5 Sekundär	6T830	9210, 9230, 9240, 9310, 9330
60/161-216 (132151A1, 90-8300T1)	60/162-216 (132149A1, 90-8301T1)		60/111-49 (90-3941T1, J329289)	LTA-10	9250, 9260, 9350
				NTA855	9270, 9280, 9370, 9380, 9390
60/161-143 (1930587, 47128201, 1931160)	60/162-143 (1930588, 47128200, 1931171)	60/97-38 (1909102, 47128196, 98432642, 1931165)	60/111-25 (1930010, 1902138, 1931128, 47135707)	8035.06 8035.05 8045.06	AVJ55 AVJ60 AVJ70
60/161-18 (131100190020, 131100190701)	60/162-18 (131100190019)	60/97-86 (1409070036)	60/111-16 (3132428R2, 1133493R1, 1133494R1, 1133495R1, 1133496R1, 1307080800, 1407080733, 3218705R93, 3218794R1, 3132275R1)	WD308	C42, C48
60/161-213 (133720A1)	60/162-213 (133721A1)	60/97-27 (3118119R1, 218520A1, 217592A1)	60/111-3 Ersetzt CAV 296 60/111-5 (218577A1, 218594A1, 218576A1, 217591A1)	903.27	C50, C60

Wir vertreiben keine Originalteile.
Die Nummern dienen lediglich als Beschreibung.



"THE RELIABLE SERVICE"



FILTER

1		2	3		
Luftfilter		Ölfilter	Kraftstoff-Filter	Motor	Schleppertyp
Aussen	Innen				
60/161-19 (141185190010)	60/162-19 (141185190007)	60/97-56 (130100071001, 130100070704)	60/111-16 (3132428R2, 1133493R1, 1133494R1, 1133495R1, 1133496R1, 1307080800, 1407080733, 3218705R93, 3218794R1, 3132275R1)	D 226-B 3 TD 226-B 3	C55A C55, C64, C70A
60/161-92 (222421A1)	60/162-92 (222422A1)	60/97-27 (3118119R1, 218520A1, 217592A1)	60/111-63 (218100A1, 215169A1, 293672A1, 3656647, 26561118)	1004.4T	C70
		60/97-3 (3214797R1, 218648A1, 217657A1)		1004.4T	C80, C90
60/161-211 (130300190100, 299643A1)	60/162-211 (130300190101)	60/97-27 (3118119R1, 218520A1, 217592A1)	60/111-16 (3132428R2, 1133493R1, 1133494R1, 1133495R1, 1133496R1, 1307080800, 1407080733, 3218705R93, 3218794R1, 3132275R1)	903.27	CS48, CS52
				903.27T	CS58, CS63
60/161-19 (141185190010)	60/162-19 (141185190007)	60/97-56 (130100071001, 130100070704)	60/111-16 (161500080043, 140100080706)	TD 226-B 3	CS68, CS75 (⇒ 12/98)
60/161-210 (354306A1)	60/162-210 (354307A1)	60/97-94 (132000070700, 132000070726)	60/111-4 (162000081001, 162000080705, 354250A1)	320D	CS68, CS75 (01/99 ⇒)
60/161-35 (161100190028)	60/162-20 (161100190020)	60/97-86 (1409070036)	60/111-16 (161500080043, 140100080706)	TD 226-B 4	CS78, CS86, CS94 (⇒ 12/98)
60/161-172 (354308A1)	60/162-172 (354309A1)	60/97-33 (162000070700, 162000070744)	60/111-4 (162000081001, 162000080705, 354250A1)	420D	CS78, CS86, CS94 (01/99 ⇒)
60/161-31 (162000190701)	60/162-31 (162000190702, 161200190033)			420D	CS100, CS110
			60/111-106 (162000080845) Primär	620D	CS120, CS130, CS150
60/111-4 (162000081001, 162000080705, 354250A1) Sekundär					
60/161-213 (133720A1)	60/162-213 (133721A1)	60/97-27 (3118119R1, 218520A1, 217592A1)	60/111-3 Ersetzt CAV 296	903.27 903.27T	CX50 CX60
			60/111-5 (1502155C91, 3044506R93, 3144294R91, 796051R91, 1966515C1)		

Wir vertreiben keine Originalteile.
Die Nummern dienen lediglich als Beschreibung.



"THE RELIABLE SERVICE"



FILTER

1		2	3		
Luftfilter		Ölfilter	Kraftstoff-Filter	Motor	Schleppertyp
Aussen	Innen				
60/161-92 (222421A1)	60/162-92 (222422A1)	60/97-27 (3118119R1, 218520A1, 217592A1)	60/111-63 (218100A1, 215169A1, 293672A1, 3656647, 26561118)	1004.4T	CX70
		60/97-3 (3214797R1, 218648A1, 217657A1)		1004.4T	CX80, CX90, CX100
60/161-214 (162000190700)	60/162-214 (162000190710)	60/97-33 (162000070700, 162000070744)	60/111-106 (162000080845) Primär	620D	CVX120, CVX130, CVX150, CVX170
			60/111-4 (162000081001, 162000080705, 354250A1) Sekundär		
			60/111-106 (162000080882) Primär	620D	CVX1135, CVX1145, CVX1155, CVX1170, CVX1190
			60/111-107 (162000080877) Sekundär		
60/161-162 (1930536) Reinig.	60/162-162 (1930537) Reinig.	60/97-38 (1909102, 47128196, 98432642, 1931165)	60/111-25 (1930010, 1902138, 1931128, 47135707)	8035.06 8035.05	JX55 JX65
60/161-143 (1930587, 47128201, 1931160) Rohr	60/162-143 (1930588, 47128200, 1931171) Rohr			8035.05 8045.06 8045.05	JX60, JX70 JX75 JX80, JX85, JX90
60/161-103 (1931166) Reinig.	60/162-162 (1931164) Reinig.			8045.06 8045.05	JX70U JX80U
60/161-143 (1931160, 47128201) Rohr	60/162-143 (1930588, 47128200, 1931171) Rohr				
60/161-169 (1931168) Reinig.	60/162-102 (1931169) Reinig.				
60/161-92 (1931161, 47128204, 222421A1) Rohr	60/162-92 (1931167, 47128203, Z2950577) Rohr				
60/161-92 (222421A1, 236687A1)	60/162-92 (222422A1, 1930590, Z2950577)				
60/161-218 (47135973)	60/162-143 (1930588)				
		60/97-95 (87803206)	60/111-102 (87803189)		JX1070U, JX1080U, JX1090U, JX1100U

Wir vertreiben keine Originalteile.
Die Nummern dienen lediglich als Beschreibung.



"THE RELIABLE SERVICE"



FILTER

1		2	3		
Luftfilter		Ölfilter	Kraftstoff-Filter	Motor	Schleppertyp
Aussen	Innen				
60/161-164 (187471A1)	60/162-164 (187472A1)	60/97-51 (J903264, J908615, J932217, J937345, J937743, J934430)	60/111-70 (J843760, J286503, J931062)	6T590	MX100, MX110, MX120, MX135, MX150, MX170
60/161-212 (294292A1)	60/162-212 (294293A1)	60/97-74 (J919562)	60/111-44 (J925274, J930942, J903410, 1931152) Gew. : 13/16" Primär	6T830	MX180, MX200, MX210, MX220, MX230
			60/111-56 (J903640, 1931149, J931063, 8900125239) Gew. : M16x1.5 Sekundär		
			60/111-44 (J925274, J930942, J903410, 1931152) Gew. : 13/16" Primär		
			60/111-56 (J903640, 1931149, J931063, 8900125239) Gew. : M16x1.5 Sekundär	6T830	MX240, MX255, MX270
			60/111-49 (A184773, 625627C1, 702251C1)		
			60/111-49 (A184773, 625627C1, 702251C1)	6T830	MX285
60/161-92 (222421A1)	60/162-92 (222422A1)	60/97-3 (3214797R1, 218648A1, 217657A1)	60/111-63 (218100A1, 215169A1, 293672A1, 3656647, 26561118)	1004.4T	MX80C, MX90C, MX100C
60/161-115 (82008606)	60/162-115 (82008607)	60/97-15 (86980031, 87802919, 87802918, 1931172, 81879134, 86605897, 81876698)	60/111-92 (87802927, 87802926, 87802728)	675/TA	MXM120, MXM130, MXM140, MXM155
			60/111-91 (87802923)	675/TA	MXM175, MXM190
60/161-226 (82034605)	60/162-164 (82034608)	60/97-95 (87803206)	60/111-103 (87803194, 504073234, 87803196)		MXU100

Wir vertreiben keine Originalteile.
Die Nummern dienen lediglich als Beschreibung.


"THE RELIABLE SERVICE"


FILTER

1		2	3		
Luftfilter		Ölfilter	Kraftstoff-Filter	Motor	Schleppertyp
Aussen	Innen				
60/161-226 (82034605)	60/162-164 (82034608)		60/111-104 (87803199, 87803200, 2992241, 87803208) Primär 60/111-105 (87803182, 87803183, 87803184) Sekundär		MXU110
60/161-167 (82034620, 82034621)	60/162-167 (82034623, 82034624)		60/97-95 (87803206)	60/111-103 (87803194, 504073234, 87803196)	
		60/111-104 (87803199, 87803200, 2992241, 87803208) Primär 60/111-105 (87803182, 87803183, 87803184) Sekundär			MXU125, MXU135
60/161-205 (335196A1)	60/162-205 (335197A1)	60/97-36 (1966279C1, 325142A1)	60/111-3 Ersetzt CAV 296 60/111-5 (1502155C91, 3044506R93, 3144294R91, 796051R91, 1966515C1)	1000.3A	PJ55, PJN55, PJV55
				1000.4A	PJ65, PJ75, PJN65, PJN75, PJV65, PJV75
		60/97-74 (90-7101T1, 366700A1, 8962110113, 8900130271, 1931154)			STX275, STX325
60/161-143 (1930587, 47128201, 1931160)	60/162-143 (1930588, 47128200, 1931171)	60/97-38 (1909102, 47128196, 98432642, 1931165)	60/111-25 (1930010, 1902138, 1931128, 47135707)	8035.05	VJ60
				8045.06	VJ70
				8045.05	VJ80

Wir vertreiben keine Originalteile.
 Die Nummern dienen lediglich als Beschreibung.


"THE RELIABLE SERVICE"


FILTER

Mährescher

1		2	3		
Luftfilter		Ölfilter	Kraftstoff-Filter	Motor	Typ
Aussen	Innen				
		60/97-60 (A184775, 675616C91, 675617C91)		D236	315, 460
				D301	403, 503
60/161-53 (060503834)	60/162-53 (060533124)			1006.6TW	525
					527
		60/97-60 (A184775, 675616C91, 675617C91)		D282	615
				D301	715
				D414	815
				DT414	915
		60/97-9 (3136046R93, 3116609R92, 528250R1)	60/111-3 Ersetzt CAV 296	DT358	943, 953
			60/111-5 (1502155C91, 3044506R93, 3144294R91, 796051R91, 1966515C1)	D358	1420
		60/97-60 (A184775, 675616C91, 675617C91)	60/111-49 (A184773, 625627C1, 702251C1) Gew. : 1" Primär 60/111-45 (A184774, 672603C2) Gew. : 7/8" Sekundär	D436	1440, 1460, 1480
		60/97-9 (3136046R93, 3116609R92, 528250R1)	60/111-16 (3218705R93, 3218794R1, 3132275R1)	D358	1620
60/161-79 (A171255)	60/162-79 (A171256)	60/97-60 (A184775, 675616C91, 675617C91)	60/111-49 (A184773, 625627C1, 702251C1) Gew. : 1" Primär 60/111-45 (A184774, 672603C2) Gew. : 7/8" Sekundär	D466	1640
		60/97-60 (A184775, 675616C91, 675617C91)	60/111-49 (A184773, 625627C1, 702251C1) Gew. : 1" Primär 60/111-45 (A184774, 672603C2) Gew. : 7/8" Sekundär	DT466 DTI466	1660 1670, 1680

Wir vertreiben keine Originalteile.
Die Nummern dienen lediglich als Beschreibung.



"THE RELIABLE SERVICE"



FILTER
Mährescher

1		2	3		
Luftfilter		Ölfilter	Kraftstoff-Filter	Motor	Typ
Aussen	Innen				
60/161-79 (A171255)	60/162-79 (A171256)	60/97-51 (J903264, J908615, J932217, J937345, J937743, J934430)		6T590	1644
60/161-216 (132151A1)	60/162-216 (132149A1)	60/97-47 (A77537) (⇒ 44489287)	60/111-100 (A184776, 702255C1, 702256C1) Primär	6T830	1660
		60/97-74 (J919562) (44489288 ⇒)		6T830	1666
		60/97-74 (J919562)	Gew. : M16x1.5 Sekundär	6T830	1670
		60/97-47 (A77537)		6T830	1670
60/161-216 (132151A1)	60/162-216 (132149A1)	60/97-47 (A77537) (⇒ 44500596)		6T830	1680
60/161-216 (132151A1)	60/162-216 (132149A1)	60/97-74 (J919562)	60/111-100 (A184776, 702255C1, 702256C1) Primär	6T830	1688, 2166, 2188
		60/97-51 (J903264, J908615, J932217, J937345, J937743, J934430)		60/111-56 (J903640, 1931149, J931063) Gew. : M16x1.5 Sekundär	6T590
60/161-217 (243968A1)	60/162-217 (243969A1)		60/111-49 (A184773, 625627C1, 702251C1)	6T590	2344
				6T830	2365, 2366, 2388
60/161-53 (060503834)	60/162-53 (060533124)	60/97-74 (J919562)	60/111-56 (J903640, 1931149, J931063)	6T830	CF60, CF70, CF80
60/161-92 (84817074)		60/97-15 (86980031, 87802919, 87802918, 1931172, 81879134, 86605897, 81876698)		675-TA/CB	CT5050, CT5080
				675-TA/CA	CT5060, CT5070

Wir vertreiben keine Originalteile.
Die Nummern dienen lediglich als Beschreibung.




"THE RELIABLE SERVICE"




FILTER




Kraftstoffvorfilter

Bestell-Nr.	Schleppertyp	OEM	Abb.
60/111-111	3210, 3220, 3230, 4210, 4220, 4230, 4240, 5120, 5130, 5140, 5150, 5220, 5230, 5240, 5250, 7110, 7120, 7130, 7140, 7150, 7210, 7220, 7230, 7240, 7250, 9110, 9130, 9210, 9230, 9240, 9310, 9330, C50, C60, C70, C80, C90, CX50, CX60, CX70, CX80, CX90, CX100, MX80C, MX90C, MX100C, MX100, MX110, MX120, MX135, MX150, MX170	L1950594, D139225	

Wasserfilter

Bestell-Nr.	Schleppertyp	OEM	Abb.
60/156-3	238, 248, 258, 268, 288, 385, 395, 433, 440, 485, 485XL, 495, 495XL, 533, 540, 585, 585XL, 595, 595XL, 633, 640, 644, 666, 685, 685XL, 686, 695, 695XL, 733, 740, 743, 743XL, 744, 745S, 745XL, 766, 784, 785, 785XL, 786, 795, 795XL, 833, 840, 844, 844S, 844XL, 845, 845XL, 856XL, 884, 885, 885XL, 886, 895, 895XL, 933, 940, 955, 955XL, 956XL, 966, 970, 986, 995, 995XL, 1055, 1055XL, 1056, 1056XL, 1066, 1086, 1255, 1255XL, 1270, 1370, 1455, 1455XL, 1466, 1468, 1486, 1586, 2090, 2094, 2294, 2390, 2394, 2470, 2590, 2594, 2670, 3088, 3210, 3220, 3230, 3288, 3294, 3394, 3594, 4166, 4186, 4210, 4220, 4230, 4240, 4366, 4386, 4490, 4494, 4568, 4586, 4690, 4694, 4786, 4890, 4894, 4994, 7120, 7130, 7140, 7150, 7210, 7220, 7230, 7240, 7250, 7710, 8910, 8920, 8930, 8940, 8950, 9110, 9130, 9150, 9170, 9180, 9210, 9230, 9240, 9250, 9260, 9270, 9280, 9310, 9330, 9350, 9370, 9380, 9390, MX180, MX200, MX210, MX220, MX230, MX240, MX255, MX270, MX285, STX275, STX325	A77543, A77544, J100304, A151931, 690124C1, 690139C1, 690171R1, Z1350559, D80538, 1329039C1, 86990977, 1801090C1, 1801089C1, 3315116, 1329038C1	

Filtergläser

Bestell-Nr.	Beschreibung	Schleppertyp	OEM	Abb.
25/112-1	Typ CAV Flachem Gehäuse Höhe : 54 mm Bohrung Ø : 25.4 mm		3069310R1	
25/112-4	Typ BOSCH Gewölbtem Gehäuse Höhe : 48 mm Bohrung Ø : 9 mm	248, 258, 268, 278, 383, 385, 423, 453, 454, 474, 484, 485, 553, 574, 584, 585, 644, 654, 674, 684, 685, 724, 744, 784, 785, 824, 844, 844S, 946, 955, 1046, 1055, 1246, 2400, 2500	3144478R1	
25/112-5	Typ CAV Gewölbtem Gehäuse Höhe : 43 mm Bohrung Ø : 17.4 mm	248, 258, 268, 275, 278, 353, 385, 423, 454, 484, 485, 574, 584, 585, 644, 684, 685, 743XL, 744, 745XL, 784, 785, 844, 844S, 844XL, 884, 885, 946, 955, 955XL, 1046, 1055, 1055XL, 1246, 2400, 2500	3132197R1	

Wir vertreiben keine Originalteile.
Die Nummern dienen lediglich als Beschreibung.



"THE RELIABLE SERVICE"



VI

FILTER

Bestell-Nr.	Ø x H	Gewinde	Bestell-Nr.	Ø x H	Gewinde	Bestell-Nr.	Ø x H	Gewinde
60/161-15	140x310		60/162-17	85x255		60/97-27	73x117	3/4"-16
60/161-16	134x288		60/162-18	61x284		60/97-33	110x149	M24x1,5
60/161-17	155x293		60/162-19	68x326		60/97-36	106x105	3/4"-16
60/161-18	127x298		60/162-20	108x345		60/97-37	93x183	1"-12 UNF
60/161-19	149x338		60/162-25	86x358		60/97-38	107x144	3/4"-16
60/161-28	240x425		60/162-28	150x395		60/97-47	120x206	1 1/2"-12 UNF
60/161-31	197x375		60/162-31	100x373		60/97-51	93x180	1"-16 UNF
60/161-35	164x350		60/162-38	94x238		60/97-53	93x143	1"-16 UNF
60/161-38	155x305		60/162-53	127x478		60/97-56	100x100	3/4" - 16
60/161-48	307x457		60/162-65	104x330		60/97-60	93x174	1"-12 UNF
60/161-53	242x486		60/162-79	151x368		60/97-74	120x291	2 1/4"-12
60/161-60	154x392		60/162-92	94x344		60/97-86	93x143	3/4"-16
60/161-65	173x355		60/162-102	95x305		60/97-94	93x142	M24x1,5
60/161-79	251x420		60/162-115	119x349		60/97-95	97x173	M27x2,0
60/161-92	163x351		60/162-143	84x320		60/97-96		
60/161-103	196x330		60/162-162	92x307		60/111-3	86x72	
60/161-115	215x385		60/162-164	108x383		60/111-4	84x112	
60/161-143	142x330		60/162-167	98x405		60/111-5	86x72	
60/161-162	138x343		60/162-172	85x335		60/111-16	81x155,5	M16x1,5
60/161-164	205x383		60/162-204	90x267		60/111-25	84x160	M16x1,5
60/161-167	205x410		60/162-205	84x319		60/111-32	65x114	
60/161-169	155x330		60/162-210	68x328		60/111-44	92x164	13/16"-18
60/161-172	176x352		60/162-211	60x282		60/111-45	106x203	7/8"-14
60/161-204	133x290		60/162-212	195x275		60/111-49	93x170	1 1/4"
60/161-205	142x330		60/162-213	78x303		60/111-56	76x124	M16x1,5
60/161-210	155x340		60/162-214	100x366		60/111-63	84x160	M16x1,5
60/161-211	134x292		60/162-215	140x395		60/111-70	76x115	M16x1,5
60/161-212	340x292		60/162-216	147x530		60/111-91	84x188	
60/161-213	127x313		60/162-217	174x539		60/111-92	90x140	
60/161-214	206x382		60/162-221	108x383		60/111-100	92x140	1 1/4" UNS
60/161-215	234x445		60/96-1	71x141		60/111-102	80x182	M16x1,5
60/161-216	280x537		60/97-3	93x173	3/4"-16	60/111-103	77x180	M16x1,5
60/161-217	331x555		60/97-4	93x98	3/4"-16	60/111-104	94x192	M20x1,5
60/161-218	140x327		60/97-9	93x143	1"-12 UNF	60/111-105	94x182	M16x1,5
60/161-221	185x395		60/97-11	93x117	3/4"-16	60/111-106	84x188	
60/161-226	185x396		60/97-12	93x223	1"-12 UNF	60/111-107	90x140	
60/162-16	70x257		60/97-15	93x173	1"-12 UNF			

Wir vertreiben keine Originalteile.
 Die Nummern dienen lediglich als Beschreibung.



"THE RELIABLE SERVICE"



HYDRAULIKFILTER

- | | | |
|--|---|--|
| 1 Hydraulikfilter
2 Antrieb
3 Zusatzkreislauf
4 Primärer Kreislauf
5 Sekundärer Kreislauf | 6 Load Sensing - Hydraulik
7 Load Sensing - Ansaugung
8 Lenkhilfe
9 Ansaugfilter
10 Leitungseinbaufilter | 11 Hydraulische Lenkung
12 Rücklauffilter
13 Getriebe
14 Tank |
|--|---|--|

Hydraulikfilter				Motor	Schleppertyp
60/240-86 (1) (93413C1, 93402C1, 530144R92, 401073R2, 133736C1, 65126C92) Metall	60/240-42 (1) (401073R2, 530144R92, 133736C1, 93413C1) Papier			D179 D246 D155	238, 248, 258, 268, 288, 454, 464, 484, 485, 495 278 385, 395
60/240-113 (1) (3139076R91, 3139076R92)	60/240-44 (1) (3224623R1, 3224623R2, 3405722R1, 3405722R2)			D155 BD144	323, 353, 423, 453 354
				D155	433, 533
				D155	440, 540
60/240-86 (1) (93413C1, 93402C1, 530144R92, 401073R2, 133736C1, 65126C92) Metall	60/240-42 (1) (401073R2, 530144R92, 133736C1, 93413C1) Papier			A4.212 D239 D206	475 574 584, 585, 595
60/240-113 (1) (3139076R91, 3139076R92)			60/240-46 (12) (3147441R91, 3147441R92, 3059134R1)	D179	553
				D179	633
				D179	640
60/240-113 (1) (3139076R91, 3139076R92)			60/240-46 (12) (3147441R91, 3147441R92, 3059134R1)	D206	644
				D206	654
60/240-86 (1) (93413C1, 93402C1, 530144R92, 401073R2, 133736C1, 65126C92) Metall	60/240-42 (1) (401073R2, 530144R92, 133736C1, 93413C1) Papier			D239	674, 684, 685, 695
60/240-113 (1) (3139076R91, 3139076R92)			60/240-46 (12) (3147441R91, 3147441R92, 3059134R1)	D239 D246	724 824
				D206	733
				D206	740
	60/240-44 (1) (3224623R1, 3224623R2, 3405722R1, 3405722R2)	60/240-43 (1) (1328276C1, 1287590C1, 3405729R1)	60/240-46 (12) (3147441R91, 3147441R92, 3059134R1)	D239	743, 745
60/240-113 (1) (3139076R91, 3139076R92)				D239	744

Wir vertreiben keine Originalteile.
 Die Nummern dienen lediglich als Beschreibung.



"THE RELIABLE SERVICE"



HYDRAULIKFILTER

1 Hydraulikfilter 2 Antrieb 3 Zusatzkreislauf 4 Primärer Kreislauf 5 Sekundärer Kreislauf	6 Load Sensing - Hydraulik 7 Load Sensing - Ansaugung 8 Lenkhilfe 9 Ansaugfilter 10 Leitungseinbaufilter	11 Hydraulische Lenkung 12 Rücklauffilter / 13 Getriebe 14 Tank
--	---	--

Hydraulikfilter				Motor	Schleppertyp
60/240-86 (1) (93413C1, 93402C1, 530144R92, 401073R2, 133736C1, 65126C92) Metall	60/240-42 (1) (401073R2, 530144R92, 133736C1, 93413C1) Papier			D246	784, 785, 795
60/240-113 (1) (3139076R91, 3139076R92)	60/240-44 (1) (3224623R1, 3224623R2, 3405722R1, 3405722R2)			D239	833
				D239	840
60/240-113 (1) (3139076R91, 3139076R92)		60/240-43 (1) (1328276C1, 1287590C1, 3405729R1)	60/240-46 (12) (3147441R91, 3147441R92, 3059134R1)	D246 D268	844 844S
				D268	845
				DT239	856
60/240-86 (1) (93413C1, 93402C1, 530144R92, 401073R2, 133736C1, 65126C92) Metall	60/240-42 (1) (401073R2, 530144R92, 133736C1, 93413C1) Papier			D268	884, 885, 885XL, 895
	60/240-44 (1) (3224623R1, 3224623R2, 3405722R1, 3405722R2)	60/240-43 (1) (1328276C1, 1287590C1, 3405729R1)		D239	940
60/240-113 (1) (3139076R91, 3139076R92)			60/240-35 (13) (3229787R1, 3140498R91, 3217969R1)	D310 D358	946 1046
	60/240-44 (1) (3224623R1, 3224623R2, 3405722R1, 3405722R2)			D310	955
		60/240-43 (1) (1328276C1, 1287590C1, 3405729R1)	60/240-46 (12) (3147441R91, 3147441R92, 3059134R1)	D358	956
60/240-86 (1) (93413C1, 93402C1, 530144R92, 401073R2, 133736C1, 65126C92) Metall	60/240-42 (1) (401073R2, 530144R92, 133736C1, 93413C1) Papier			D268	995
	60/240-44 (1) (3224623R1, 3224623R2, 3405722R1, 3405722R2)			D358	1055

Wir vertreiben keine Originalteile.
 Die Nummern dienen lediglich als Beschreibung.



“THE RELIABLE SERVICE”



HYDRAULIKFILTER

- | | | |
|--|---|--|
| 1 Hydraulikfilter
2 Antrieb
3 Zusatzkreislauf
4 Primärer Kreislauf
5 Sekundärer Kreislauf | 6 Load Sensing - Hydraulik
7 Load Sensing - Ansaugung
8 Lenkhilfe
9 Ansaugfilter
10 Leitungseinbaufilter | 11 Hydraulische Lenkung
12 Rücklauffilter
13 Getriebe
14 Tank |
|--|---|--|

Hydraulikfilter				Motor	Schleppertyp
		60/240-43 (1) (1328276C1, 1287590C1, 3405729R1)	60/240-46 (12) (3147441R91, 3147441R92, 3059134R1)	D358	1056
			60/240-35 (13) (3229787R1, 3140498R91, 3217969R1)	DT358	1246
		60/240-43 (1) (1328276C1, 1287590C1, 3405729R1)	60/240-35 (13) (3229787R1, 3140498R91, 3217969R1)	DT358 DT402	1255 1455
60/574-7 (1) (114908A1, B503095)	60/240-94 (9) (1966553C1)	60/240-112 (10) (114843A1)		1000.3A 1000.4A	2120, 2130 2140, 2150
60/240-95 (1) (324626A1)				1000.3A 1000.4A	2120 PRO, 2130 PRO 2140 PRO, 2150 PRO
60/240-86 (1) (93413C1, 93402C1, 530144R92, 401073R2, 133736C1, 65126C92) Metall	60/240-42 (1) (401073R2, 530144R92, 133736C1, 93413C1) Papier			D179	2400
				D155 D179 D206	3210 3220 3230
				DT436 DT466	3388 3588
				D239 D246 D268	4210 4220 4230, 4240
60/240-70 (1) (1976934C1, 92801C1, 177356A1)	60/240-162 (1) (19769334C5) 128x199mm			4T390 6-590 6T590	5120, 5220 5130, 5230 5140, 5150, 5240, 5250
60/240-86 (1) (93413C1, 93402C1, 530144R92, 401073R2, 133736C1, 65126C92) Metall	60/240-42 (1) (401073R2, 530144R92, 133736C1, 93413C1) Papier			DT466	6388, 6588, 6788
	60/641-16 (2) (1971728C1, 277311A1, 87413809)	60/641-29 (3) (1346028C1, 435140A1, 90-6602T1, 86989735, N9025)		6T830	7110, 7120, 7130, 7140, 7150, 7210, 7220, 7230, 7240, 7250, 8910, 8920, 8930, 8940, 8950
60/641-29 (1) (1346028C1, 435140A1, 90-6602T1, 86989735, N9025)			60/240-124 (14) (50-2029T, 50-1509T, 196955A1)	6T830 LTA-10 NTA855	9110, 9130, 9210, 9230, 9240, 9310, 9330 9150, 9250, 9260, 9350 9170, 9180, 9270, 9280, 9370, 9380, 9390
60/240-68 (1) (1909130)				8035.06 8035.05 8045.06	AVJ55 AVJ60 AVJ70

Wir vertreiben keine Originalteile.
Die Nummern dienen lediglich als Beschreibung.



"THE RELIABLE SERVICE"



VI

HYDRAULIKFILTER

- | | | |
|--|---|--|
| 1 Hydraulikfilter
2 Antrieb
3 Zusatzkreislauf
4 Primärer Kreislauf
5 Sekundärer Kreislauf | 6 Load Sensing - Hydraulik
7 Load Sensing - Ansaugung
8 Lenkhilfe
9 Ansaugfilter
10 Leitungseinbaufilter | 11 Hydraulische Lenkung
12 Rücklauffilter
13 Getriebe
14 Tank |
|--|---|--|

Hydraulikfilter				Motor	Schleppertyp
60/240-63 (1) (13770075006 6, 1397750036, 137700750067,				WD308	C42, C48
60/240-86 (1) (93413C1, 93402C1, 530144R92, 401073R2, 133736C1, 65126C92) H. : 76,2 mm	60/240-109 (1) (242232A1, 431145A1) H. : 196,9 mm			903.27 903.27T 1004.4T	C50 C60 C70, C80, C90
	60/240-63 (1) (137700750066, 1397750036, 137700750067, 13770075006) H. : 174 mm			D 226-B 3 TD 226-B 3	C55A C55, C64, C64A, C70A
60/240-100 (1) (13370073009 5, 133700730025)H. : 110 mm				903.27 903.27T TD 226-B 3 320D	CS48, CS52 CS58, CS63 CS68, CS75 (⇒ 12/98) CS68, CS75 (01/99 ⇒)
	60/240-63 (1) (137700750066, 1397750036, 137700750067, 13770075006) H. : 174 mm			TD 226-B 4	CS78, CS86, CS94 (⇒ 12/98)
		60/641-28 (4) (1-32-573-072) Gew. : 1 1/2" H. : 240 mm	60/240-100 (5) (133700730095, 133700730025) H. : 110 mm	420D	CS78 (01/99 ⇒)
			60/240-63 (5) (137700750066, 1397750036, 137700750067, 13770075006) H. : 174 mm	420D	CS86, CS94 (01/99 ⇒)
60/641-28 (1) (1-32-573-072) Gew. / Dra. : 1 1/2" H. : 240 mm	60/240-52 (2) (1-31-775-810, 1-31-775-110, 1-31-7751110)		60/641-19 (6) (47131179, 47131180, 81863799, 1-32-575-302)	420D 620D	CS100, CS110 CS120, CS130, CS150
60/240-86 (1) (93413C1, 93402C1, 530144R92, 401073R2, 133736C1, 65126C92) H. : 76,2 mm	60/240-109 (1) (242232A1, 431145A1) H. : 196,9 mm			903.27 903.27T 1004.4T	CX50 CX60 CX70, CX80, CX90, CX100
60/641-19 (1) (1-32-575-302)	60/240-126 (2) (192310280014)	60/240-127 (2) (192310280011)	60/240-128 (2) (192200280705)	620D	CVX120, CVX130, CVX150, CVX170, CVX1135, CVX1145, CVX1155, CVX1170, CVX1190
60/240-116 (1) (5149813)				8035.06 8035.05 8045.06 8045.05	JX55 JX60, JX65, JX70 JX75 JX80, JX85, JX90, JX95

Wir vertreiben keine Originalteile.
 Die Nummern dienen lediglich als Beschreibung.



"THE RELIABLE SERVICE"



HYDRAULIKFILTER

- | | | |
|--|---|--|
| 1 Hydraulikfilter
2 Antrieb
3 Zusatzkreislauf
4 Primärer Kreislauf
5 Sekundärer Kreislauf | 6 Load Sensing - Hydraulik
7 Load Sensing - Ansaugung
8 Lenkhilfe
9 Ansaugfilter
10 Leitungseinbaufilter | 11 Hydraulische Lenkung
12 Rücklauffilter
13 Getriebe
14 Tank |
|--|---|--|

Hydraulikfilter				Motor	Schleppertyp
60/240-115 (1) (1931162)	60/240-114 (2) (47128208, 1931177, 5178100, 5194879, 47128161)			8045.06 8045.05	JX70U JX80U, JX90U, JX100U
60/240-117 (1) (5174044, 47131194, 47131195, 47131196)				8035.05	JX1060C, JX1070C, JX1075C
60/240-70 (1) (1976934C5, 92801C1, 177356A1)	60/240-162 (1) (19769334C5) 128x199mm			6T590	MX100, MX110, MX120, MX135, MX150, MX170
60/641-16 (1) (1971728C1, 277311A1, 87413809)				6T830	MX180, MX200, MX210, MX220, MX230, MX240, MX255, MX270, MX285
60/240-70 (1) (1976934C1, 92801C1, 177356A1)				1004.4T	MX80C, MX90C, MX100C
60/240-72 (1) (1930882)	60/240-119 (4) (1931173, 47135287)	60/641-19 (5) (1931182)		675/TA	MXM120, MXM130, MXM140
					MXM120, MXM130, MXM135, MXM140, MXM150, MXM155, MXM165, MXM180
60/240-123 (1) (47131183, 5198414, 47127431)	60/240-121 (4) (47131182, 87404986, 86018758)			675/TA	MXM175, MXM190
60/240-121 (1) (47131182, 87404986, 86018758)	60/240-123 (1) (47131183, 5198414, 47127431)	60/240-119 (1) (1931173, 47135287)	60/641-19 (13) (47131179, 47131180, 81863799)		MXU100, MXU110, MXU115, MXU125
					MXU135
	60/240-112 (10) (114843A1)	60/240-95 (11) (324626A1)		1000.3A	PJ55, PJN55, PJV55
				1000.4A	PJ65, PJ75, PJN65, PJN75, PJV65, PJV75
60/240-121 (1) (47131182, 87404986, 86018758)	60/641-29 (2) (1346028C1, 435140A1, 90-6602T1, 86989735, N9025)		60/240-124 (14) (50-2029T, 50-1509T, 196955A1)		STX275, STX325, STX375
					STX425, STX450, STX500
			60/240-124 (14) (50-2029T, 50-1509T, 196955A1)		STX440
60/240-68 (1) (1909130)				8035.05 8045.06 8045.05	VJ60 VJ70 VJ80


Wir vertreiben keine Originalteile.
Die Nummern dienen lediglich als Beschreibung.



"THE RELIABLE SERVICE"



HYDRAULIKFILTER



Bestell-Nr.	Abb.	Ø x H	Gewinde	Bestell-Nr.	Abb.	Ø x H	Gewinde
60/240-35	A	158x92		60/240-115	C	110x180	M40x2,0
60/240-43	B	72x120		60/240-116	C	108x170	1 1/8"-16 UNF
60/240-44	B	55x72		60/240-117	C	140x170	1 3/4"-16
60/240-46	C	76x121	3/4"-16	60/240-119	C	137x243	1 3/4"-16
60/240-52	D	99x229		60/240-121	C	120x295	1 3/8"-12
60/240-63	C	96x175	M33x1,5	60/240-123	B	93x265	
60/240-68	C	108x170	1 1/8"-16 UNF	60/240-124	J	107x182	2 1/4"-11
60/240-70	C	230x200		60/240-126	K	109x127	M48 x 2,0
60/240-72	D	103x220		60/240-127	A	158x135	
60/240-86	E	131x78		60/240-128	L	70x200	
60/240-94	C	126x236	G1 1/4"	60/574-7	M	50x205	
60/240-95	F	52x114		60/641-12	H	80x141	
60/240-100	C	93x110	M33x1,5	60/641-16	C	130x360	1 3/4"-12
60/240-109	G			60/641-19	C	94x240	1 3/8"-12 UNF
60/240-112	H	75x145		60/641-28	C	136x235	1 1/2"-16
60/240-113	I	56x117		60/641-29	C	94x240	1 3/8"-12 UNF
60/240-114	B	50x102					

Wir vertreiben keine Originalteile.
 Die Nummern dienen lediglich als Beschreibung.



"THE RELIABLE SERVICE"



KABINENLUFTFILTER


Bestell-Nr.	Abmessungen	Schleppertyp	OEM	Abb.
60/4200-47		433, 533, 633, 733, 833, 933 3210, 3220, 3230, 4210, 4220, 4230, 4240	1284737C1	
60/4200-2	325 x 150 x 43	485XL, 495XL, 585, 585XL, 595, 595XL, 685, 685XL, 695, 695XL, 743XL, 745XL, 785XL, 795XL, 844XL, 845XL, 856XL, 885, 885XL, 895, 895XL, 955XL, 956XL, 995, 995XL, 1055XL, 1056XL, 1255, 1255XL, 1455, 1455XL, 3220, 3230, 4210, 4220, 4230, 4240	3233584R1 3233584R2	
60/4200-26	420 x 140 x 55	644, 744, 844, 844S, 946, 955, 1046, 1055, 1246	3223808R1	
60/4200-27	962 x 152 x 55	1586, 3088, 3288, 3388, 3488, 3588, 3688, 3788, 5088, 5120, 5130, 5140, 5150, 5220, 5230, 5240, 5250, 5288, 5488, 6388, 6588, 6788, 7110, 7120, 7130, 7140, 7150, 7210, 7220, 7230, 7240, 7250, 7288, 7488	109215C1, 143481C92	
60/4200-17 60/4200-43	243 x 173 x 50 Aktivkohlefilter	CS68, CS75 (⇒ 12/98) CS100, CS110, CS120, CS130, CS150	1-34-584-216	
60/4200-44	245 x 175 x 45	CS68, CS75, CS78, CS86, CS94 (01/99 ⇒) CVX120, CVX130, CVX150, CVX170, CVX1135, CVX1145, CVX1155, CVX1170, CVX1190	1-34-584-630	
60/4200-270	350 x 95 x 10	CS78, CS86, CS94, CS100, CS110, CS120, CS130, CS150, CVX120, CVX130, CVX150, CVX170, CVX1135, CVX1145, CVX1155, CVX1170, CVX1190	1-34-684-206	
60/4200-269			1-34-684-036	
60/4200-46	470 x 116 x 58	CX50, CX60, CX70, CX80, CX90, CX100, MX100, MX110, MX120, MX135, MX150, MX170, MX80C, MX90C, MX100C	248124A1, 87761808	
60/4200-13	500 x 85 x 4	JX70U, JX80U, JX90U, JX100U, MXM120, MXM130, MXM135, MXM140, MXM150, MXM155, MXM165, MXM175, MXM180, MXM190	83994694, 82033107	
60/4200-275	645 x 130 x 75	JX1060C, JX1070C, JX1075C, JX1085C, JX1095C	47135042	
60/4200-48	67 x 648 x 58	JX1060V, JX1070N, JX1070V, JX1075N, JX1075V, JX1095N, JX1095V	47137326	
60/4200-49	158 x 65 x 352	MX180, MX200, MX210, MX220, MX230, MX240, MX255, MX270, MX285, STX275, STX325, STX375, STX425, STX440, STX50 (Klimaanlage)	259288A1	
Mähdrescher				
60/4200-27	962 x 152 x 55	1420, 1440, 1460, 1620, 1640, 1644, 1660, 1670, 1680, 1688	109215C1, 143481C92	

Wir vertreiben keine Originalteile.
Die Nummern dienen lediglich als Beschreibung.



"THE RELIABLE SERVICE"



TANKSCHWIMMER



Bestell-Nr.	Abb. Afb.	A mm	B mm	C mm	Bohr.	Schleppertyp	OEM
25/172-90	1	50	205	315	5	323, 353, 383, 433, 453, 533, 633, 733, 833	787205R92 Jaeger
25/172-91	2	37	295	315	5	323, 353, 383, 423, 433, 453, 533, 553, 633, 644, 654, 724, 733, 743, 744, 745S, 824, 833, 844, 844S, 845	3058557R91, 3057574R93 VDO
25/172-92	3	50	240	355	5	553, 644, 654, 724, 743, 744, 745S, 824, 844, 844S, 845	3058285R91 Jaeger
25/172-93	4	147	245	355	-	743XL, 745XL, 844XL, 845XL, 856XL, 955, 955XL, 956, 956XL, 1055, 1055XL, 1056, 1056XL, 1255, 1255XL, 1455, 1455XL	3232250R91 VDO
25/172-16	5	94	180	250	5	485XL, 495XL, 585, 585XL, 595, 595XL, 685, 685XL, 695, 695XL, 785XL, 795XL, 885, 885XL, 895, 895XL, 995, 995XL	1500494C92
25/172-94	6	36	205	250	5	3210, 3220, 3230, 4210, 4220, 4230, 4240	134122A1
25/172-97	7	275	320	410	-	5120, 5130, 5140, 5150, 5220, 5230, 5240, 5250 Tank 170 l. (⇒ JJF1050110)	1533805C1
25/172-98	8	270	290	400	-	5120, 5130, 5140, 5150, 5220, 5230, 5240, 5250 Tank 170 l. (JJF1050111 ⇒)	130915A1
25/172-100	9	318	290	470	5	7110, 7120, 7130, 7140, 7210, 7220, 7230, 7240, 7250, 8910, 8920, 8930, 8940, 8950 Ohne Zusatztank	259110A1, 1987599C2
25/172-99	10	308	302	500	5	7210, 7220, 7230, 7240, 7250, 8910, 8920, 8930, 8940, 8950 Für Zusatztank	259111A1, 103003A1, 103003A2
25/172-101	11	315	380	605	5	7210, 7220, 7230, 7240, 7240, 8910, 8920, 8930, 8950 Für Zusatztank	193855A2, 103002A1

Wir vertreiben keine Originalteile.
Die Nummern dienen lediglich als Beschreibung.



"THE RELIABLE SERVICE"



TANKSCHWIMMER


Bestell-Nr.	Abb.	A mm	B mm	C mm	Bohr.	Schleppertyp	OEM
25/172-104	12	190		320	6	2120, 2130, 2140, 2150, PJ55, PJ65, PJ75, PJN55, PJN65, PJN75, PJV55, PJV65, PJV75	1967872C1
25/172-105	13	140	220	260	6	AVJ55, AVJ60, AVJ70, VJ60, VJ70, VJ80	5136770
25/172-106	14	425	495	590	-	CS100, CS110, CS120, CS130, CS150 Tank links	1-33-155-305, 1-33-155-345
25/172-107	15	575				CS100, CS110, CS120, CS130, CS150 Tank rechts	1-33-155-302
25/172-95	16	200	200	320	5	CX50, CX60, CX70, CX80, CX90, CX100	245558A2
25/172-114	17					JX55, JX60, JX65, JX70, JX75, JX80, JX85, JX90, JX95 (⇒ C4962)	5093647
25/172-115	18					JX1060C, JX1070C, JX1075C, JX1085C, JX1095C	5194712
25/172-96	19	246	280	455	5	MX80C, MX90C, MX100C	281126A2
25/172-108	20	295	320	510	5	MX100, MX110, MX120, MX135	243319A5
25/172-109	21	325	360	585		MX150, MX170	240717A5
25/172-110	22	810			-	MX180, MX200, MX210, MX220, MX230, MX240, MX255, MX270, MX285	237399A4, 237399A5
25/172-116	23	200	265	365	6	MXM120, MXM130, MXM135, MXM140, MXM150, MXM155, MXM165, MXM180	82023182




Wir vertreiben keine Originalteile.
 Die Nummern dienen lediglich als Beschreibung.


"THE RELIABLE SERVICE"


TRAKTORMETERANTRIEB & TRAKTORMETERWELLE

Traktormeterwelle



Bestell-Nr.	Beschreibung	Schleppertyp	OEM
25/177-24	1500 mm 2 x M18 x 1.5	323, 383, 423, 433, 453, 533, 553, 633, 644, 743, 744, 745S, 844, 844S	3058286R93, 3131889R92
25/177-25	1600 mm 2 x M18 x 1.5	654, 724, 733, 743XL, 745XL, 744, 824, 833, 844, 844S, 844XL, 845, 845XL, 856XL	3058287R94, 3399112R91, 3399114R91
25/177-26	2500 mm 2 x M18 x 1.5	946, 1046, 1246, 1255, 1255XL, 1455, 1455XL	3229693R1, 3229694R2, 3399115R91, 3141552R1, 3140722R2
25/177-64	1810 mm 2 x M18 x 1.5	955, 956, 956XL, 1055, 1056, 1056XL	3221164R91
25/177-21	1475 mm 7/8 UNF - 5/8 UNF	248, 258, 268, 278, 385, 484, 485, 584, 585, 684, 685, 784, 785, 884, 885	1970820C1, 529234R1
25/177-20	1210 mm 7/8 UNF - 9/16 UNF	B275	196238C1
25/177-23	1800 mm 7/8 UNF - 5/8 UNF	395, 495, 595, 695, 795, 895, 995 (Ohne ) 484, 584, 684, 784, 884 ( Super de Luxe) 585XL, 685XL, 785XL, 885XL 3210, 3220, 3230, 4210, 4220, 4230, 4240 (Ohne )	1500716C1, 537494R91, 1536644C1, 1500492C1
25/177-22	1300 mm 7/8 UNF - 5/8 UNF	485XL	1500491C1, 1970910C1
25/177-62	1090 mm M16 x 1.0 - M18 x 1.5	AVJ55, AVJ60, AVJ70, VJ60, VJ70, VJ80	5112655, 5178452
25/177-63	930 mm M16 x 1.0 - M18 x 1.5	JX70U, JX80U, JX90U, JX100U	5178454

Traktormeterantrieb



Bestell-Nr.	Abb.	Schleppertyp	OEM
25/58-22	1	433, 440, 533, 540, 633, 640, 644, 733, 740, 743, 744, 745, 833, 840, 844, 845, 856, 940, 946, 955, 956, 1046, 1055, 1056, 1246, 1255, 1455	3141349R92
25/58-19	2	2120, 2130, 2140, 2150	1530357C1
25/58-23	3	AVJ55, AVJ60, AVJ70, JX70U, JX80U, JX90U, JX100U, JX1070U, JX1080U, JX1090U, JX1100U, VJ60, VJ70, VJ80	5109356

Wir vertreiben keine Originalteile.
Die Nummern dienen lediglich als Beschreibung.



"THE RELIABLE SERVICE"



ÖLDRUCKSCHALTER

Bestell-Nr.	Beschreibung	Schleppertyp	OEM	Abb.
25/186-6	Gewinde 1/8"	Alle Schlepper mit Motoren : BD144, BD154, D155, D179, D206, D239, D246, D268, D310, D358	91450C1, 3055238R92, 3132673R2, 376855R92, 3129031R91	
25/186-1	Gewinde 1/2" 1 Steckanschluss	475 (Perkins)	3599307M91	
25/186-20	Gewinde M12 x 1.5	2120, 2130, 2140, 2150	396879A1, 1967900C1	
25/186-22	Gewinde 1/8"	5120, 5130, 5140, 5150, 5220, 5230, 5240, 5250 (⇒ 101545) 7110, 7120, 7130, 7140, 7150, 7210, 7220, 7230, 7240, 7250, 8910, 8920, 8930, 8940, 8950	1546461C2, 91952C3	
25/186-21	Gewinde M10 x 1.0	5120, 5130, 5140, 5150, 5220, 5230, 5240, 5250 (1015046 ⇒) C50, C60, C70, C80, C90, CX50, CX60, CX70, CX80, CX90, CX100, MX80C, MX90C, MX100C	1534526C1, 1534526C2	
25/186-34	Gewinde M12 x 1.5	AVJ55, AVJ60, AVJ70, JX55, JX60, JX65, JX70, JX70U, JX75, JX80, JX80U, JX85, JX90, JX90U, JX95, JX100U, JX1060C, JX1060V, JX1070C, JX1070N, JX1070V, JX1075C, JX1075N, JX1075V, JX1085C, JX1095C, JX1095N, JX1095V, VJ60, VJ70, VJ80	5107603, 5160694, 4998770, 82036587	
25/186-25	Gewinde M10 x 1.0	C42, C48	1407090012, 299975A1, 717576R91, 161000090003	
25/186-37	Gewinde M10 x 1.0 0.3-0.5 bar	C55, C64, C70, CS68, CS75, CS78, CS86, CS94	130100090781, 130100090704	
25/186-35	Gewinde M10 x 1.0	CS68, CS75, CS78, CS86, CS94, CS100, CS110, CS120, CS130, CS150, CVX120, CVX130, CVX150, CVX170, CVX1135, CVX1145, CVX1155, CVX1170, CVX1190	132000010731	
25/186-38	Gewinde M14 x 1.5 Verteiler	CS78, CS86, CS94	155700713003	
25/186-23	Gewinde M10 x 1.0	MX100, MX110, MX120, MX135, MX150, MX170	277016A1	
25/186-24	Gewinde 1/8"	MX180, MX200, MX220, MX240, MX270	238082A1	
25/186-36	Gewinde 1/4"	MXM120, MXM130, MXM135, MXM140, MXM150, MXM155, MXM165, MXM175, MXM180, MXM190, MXU100, MXU110, MXU115, MXU125, MXU135	82028130	









Wir vertreiben keine Originalteile.
Die Nummern dienen lediglich als Beschreibung.





"THE RELIABLE SERVICE"



TEMPERATURGEBER

Bestell-Nr.	Beschreibung	Schleppertyp	OEM	Abb.
25/180-7	Gewinde M14 x 1.5	323, 353, 383, 423, 433, 440, 453, 533, 540, 553, 633, 640, 644, 654, 724, 733, 740, 743, 744, 745, 824, 833, 840, 844, 845, 856, 940, 946, 955, 956, 1046, 1055, 1056, 1246	3057575R91	
25/180-18	Gewinde 1/2" BSP	238, 248, 258, 268, 278, 288, 354, 385, 395, 484, 485, 495, 584, 585, 595, 684, 685, 695, 784, 785, 884, 885, 895, 995, 3210, 3220, 3230, 4210, 4220, 4230, 4240	3127956R1, 3073787R1	
25/180-8	Gewinde 5/8" UNF	475	3072951R91	
25/180-15	Gewinde 1/2" BSP	495, 595, 695, 895, 995, 3210, 3220, 3230, 4210, 4220, 4230, 4240 (Mit ) 5120, 5130, 5140, 5150, 5220, 5230, 5240, 5250	A187687	
25/180-20	Gewinde 1/2" BSP	946, 1046, 1246, 1255, 1455	3144544R1, 3147820R1	
25/180-28	Gewinde M14 x 1.5	2120, 2130, 2140, 2150, PJ55, PJ65, PJ75, PJN55, PJN65, PJN75, PJV55, PJV65, PJV75	325154A1, B506828	
25/180-21	Gewinde 1/2" BSP	7110, 7120, 7130, 7140, 7150, 7210, 7220, 7230, 7240, 7250, 8910, 8920, 8930, 8940, 8950, MX180, MX200, MX220, MX240, MX270	A176566	
25/180-19	Gewinde 1/2" BSP	C50, C60, C70, C80, C90, CX50, CX60, CX70, CX80, CX90, CX100, MX100, MX110, MX120, MX135, MX150, MX170, MX80C, MX90C, MX100C	243803A1, 243803A2	
25/180-32	Gewinde M18 x 1.5	CS110, CS120, CS130, CS150	1-40-571-105	
25/180-31	Gewinde 5/8" UNF	MXM135, MXM150, MXM165, MXM180	89712608	

ANZEIGEN

Bestell-Nr.	Beschreibung	Schleppertyp	OEM	Abb.
25/174-19	Temperaturanzeige	Mc Cormick "D" Serie	714688R91	
25/173-5	Öldruckanzeige		715063R91	












Wir vertreiben keine Originalteile.
Die Nummern dienen lediglich als Beschreibung.



"THE RELIABLE SERVICE"















SICHERHEITSSCHALTER

Bestell-Nr.	Beschreibung	Schleppertyp	OEM	Abb.
25/187-19	Sperrschalter	238, 248, 258, 268, 278, 288, 354, 364, 374, 384, 444, 454, 474, 475, 484, 485, 485XL, 495, 574, 584, 585, 585XL, 595, 595XL, 685, 685XL, 695, 784, 785, 785XL, 884, 885, 885XL, 895, 895XL, 995, 995XL, 3210, 3220, 3230, 4210, 4220, 4230, 4240	3114409R92, 3072122R94	
25/187-28	Zapfwellenschalter	5120, 5130, 5140, 5150	1531481C1, 1531481C2	
25/187-29	Sicherheitsschalter Gewinde M16 x 2.0	C50, C60, C70, C80, C90, CX50, CX60, CX70, CX80, CX90, CX100	177500A1, 177500A2	
25/187-30	Startsicherheitsschalter	3210, 3220, 3230, 4210, 4220, 4230, 4240, CX50, CX60, CX70, CX80, CX90, CX100	231262A1	
25/187-33	Sperrschalter	AVJ55, AVJ60, AVJ70	5109221	
25/962-14	Bremslichtschalter (Ruhestellung "EIN") Gewinde M12 x 1.0	238, 248, 258, 268, 288, 395, 433, 440, 485XL, 533, 540, 554, 585XL, 633, 640, 644, 685XL, 733, 740, 743, 743XL, 744, 745S, 745XL, 785XL, 840, 844, 844XL, 845XL, 856XL, 885XL, 955XL, 956, 956XL, 1046, 1055, 1055XL, 1056, 1056XL, 1246, 1255, 1255XL, 1455, 1455XL, 3210, 3220, 3230, 4210, 4220, 4230, 4240	3401400R1, 3147137R1, 3146358R1	
25/962-48	Bremslichtschalter mit Feder	323, 353, 383, 423, 433, 453, 533, 553, 663, 654, 724, 733, 824, 833	3058667R92	
25/962-15	Bremslichtschalter (Ruhestellung "AUS") Gewinde M12 x 1.0	433, 440, 533, 540, 633, 640, 733, 740, 833, 840, 940	1335077C2	
25/962-49	Startsicherheitsschalter	440, 540, 640, 740, 840, 940	1534118C1	
25/962-16	Bremslichtschalter Gewinde M12 x 1.0	733, 833 (40 km/h)	1328701C2	
25/962-50	Startsicherheitsschalter	743XL, 745XL, 844XL, 845XL, 856XL, 956, 956XL, 1056, 1056XL, 1255XL, 1455XL, 5120, 5130, 5140, 5150	1280949C1	

Wir vertreiben keine Originalteile.
Die Nummern dienen lediglich als Beschreibung.


"THE RELIABLE SERVICE"


SICHERHEITSSCHALTER

Bestell-Nr.	Beschreibung	Schleppertyp	OEM	Abb.
25/962-17	Bremslichtschalter Gewinde M12 x 1.0	744, 844, 844S, 845	3145937R1	
25/962-18	Bremslichtschalter Gewinde 1/8" NPT	946, 1046, 1246	3146055R1, 3141703R1	
25/962-19	Bremslichtschalter Gewinde M10 x 1.0	955, 956, 1055, 1056, 1255, 1455	3221215R1	
25/962-22	Bremslichtschalter Gewinde M12 x 0.75	1896, 2094, 2096, 2294, 2394, 2594, 3294, 3394, 3594, 7110, 7120, 7130, 7140, 7150	A163160	
25/962-20	Bremslichtschalter	2120, 2130, 2140, 2150, PJ55, PJ65, PJ75, PJN55, PJN65, PJN75, PJV55, PJV65, PJV75	116256A1	
25/962-26	Handbremschalter Türkontaktschalter	3210, 3220, 3230, 4210, 4220, 4230, 4240, 5120, 5130, 5140, 5150, 5220, 5230, 5240, 5250, 9210, 9230, 9240, 9250, 9260, 9270, 9280, 9310, 9330, 9350, 9370, 9380, 9390, CX50, CX60, CX70, CX80, CX90, CX100, MX80C, MX90C, MX100C, MX100, MX110, MX120, MX135, MX150, MX170, MX180, MX200, MX210, MX220, MX240, MX255	1534229C1	
25/962-32	Wartungsschalter für Klimaanlage (Hochdruck 400 Psi)	3220, 3230, 4210, 4220, 4230, 4240, 5120, 5130, 5140, 5150, 5220, 5230, 5240, 5250, 7210, 7220, 7230, 7240, 7250, 8910, 8920, 8930, 8940, 8950, 9210, 9230, 9250, 9260, 9270, 9280, 9310, 9330, 9350, 9370, 9380, 9390, C70, C80, C90, CX50, CX60, CX70, CX80, CX90, CX100, MX80C, MX90C, MX100C, MX100, MX110, MX120, MX135, MX150, MX170	232948A1, 1999925C1	
25/962-33	Wartungsschalter für Klimaanlage (Niederdruck LP)		122579A1	
25/962-25	Bremslichtschalter Wartungsschalter für Kupplung Gewinde 5/8" UNF	5120, 5130, 5140, 5150, 5220, 5230, 5240, 5250	1964945C4	
25/962-27	Startsicherheitsschalter Gewinde 5/8"	5120, 5130, 5140, 5150, 5220, 5230, 5240, 5250	115205A1	
25/962-28	Startsicherheitsschalter Gewinde 5/8"	5120, 5130, 5140, 5150, 5220, 5230, 5240, 5250	115206A1	
25/962-30	Sperrschalter für Getriebe Gewinde M12 x 1.0	5120, 5130, 5140, 5150, 5220, 5230, 5240, 5250	107220A1	













Wir vertreiben keine Originalteile.
Die Nummern dienen lediglich als Beschreibung.



"THE RELIABLE SERVICE"



SICHERHEITSSCHALTER


Bestell-Nr.	Beschreibung	Schleppertyp	OEM	Abb.
25/962-35	Temperatur-Wartungsschalter für Getriebefilter Gewinde 1/2" BSP	5120, 5130, 5140, 5150, 5220, 5230, 5240, 5250, 9110, 9130, 9150, 9170, 9180, 9210, 9230, 9240, 9250, 9260, 9270, 9280, 9310, 9330, 9350, 9370, 9380, 9390, MX80C, MX90C, MX100C, MX100, MX110, MX120, MX135, MX150, MX170	258425A1, 1964538C1	
25/962-36	Wartungsschalter für Getriebefilter Gewinde 9/16" UNF	5120, 5130, 5140, 5150, 5220, 5230, 5240, 5250, MX80C, MX90C, MX100C, MX100, MX110, MX120, MX135, MX150, MX170	N13268, 8604802	
25/962-23	Kompaktschalter Differentialsperre Bremslichtschalter Gewinde 5/8" UNF	7210, 7220, 7230, 7240, 7250, 8910, 8920, 8930, 8940, 8950	123014A1	
25/962-52	Handbremsschalter	C42, C48, C55, C64, C70, CS48, CS52, CS58, CS63, CS68, CS75, CS78, CS86, CS94, CS100, CS110, CS120, CS130, CS150	1-34-743-001	
25/962-46	Bremslichtschalter HI/LO Schalter	C42, C48, C55, C64, C70, CS48, CS52, CS58, CS63, CS68, CS75, CS78, CS86, CS94, CS100, CS110, CS120, CS130, CS150, CVX120, CVX130, CVX150, CVX170, CVX1135, CVX1145, CVX1155, CVX1170, CVX1190, JX100U, JX1070U, JX1080U, JX1090U, JX1100U, JX70U, JX80U, JX90UJX55, JX60, JX65, JX70, JX75, JX80, JX85, JX90, JX95, VJ60, VJ70, VJ80	83961542, 5163618, 133700710023	
25/962-29	Startsicherheitsschalter Gewinde M16 x 1.5	C50, C60, C70, C80, C90, CX50, CX60, CX70, CX80, CX90, CX100	244024A1	
25/962-21	Bremslichtschalter Gewinde M16 x 2.0	C50, C60, C70, C80, C90, CX50, CX60, CX70, CX80, CX90, CX100, MX80C, MX90C, MX100C, MX100, MX110, MX120, MX135, MX150, MX170	177499A2	
25/962-34	Wartungsschalter für Luftfilter	C50, C60, C70, C80, C90, CX50, CX60, CX70, CX80, CX90, CX100, MX80C, MX90C, MX100C, MX100, MX110, MX120, MX135, MX180, MX210, MX220, MX230, MX240, MX255, MX285	292740A1, 79081900	
25/962-31	Wartungsschalter für Klimaanlage	CX50, CX60, CX70, CX80, CX90, CX100, MX80C, MX90C, MX100C, MX100, MX110, MX120, MX135, MX150, MX170	143417A3, 419792A2	
25/962-51	Bremslichtschalter	JX70U, JX80U, JX90U, JX100U, JX1070U, JX1080U, JX1090U, JX1100U, MXM120, MXM130, MXM140, MXU100, MXU110, MXU115, MXU125, MXU130	5121786	
25/962-47	Zapfwellenschalter	JX1060V, JX1070N, JX1070V, JX1075N, JX1075V	83952126	
25/962-24	Bremslichtschalter Gewinde 1/2"	MX180, MX200, MX210, MX220, MX230, MX240, MX255, MX270, MX285, STX275, STX325, STX375, STX425, STX440, STX450, STX500	279265A2	

Wir vertreiben keine Originalteile.
Die Nummern dienen lediglich als Beschreibung.



"THE RELIABLE SERVICE"



MAGNETSCHALTER




Bestell-Nr.	Abb.	Beschreibung	Schleppertyp	OEM
25/965-23	1	12 V - 150 W 5 Anschlüsse	323, 353, 383, 423, 433, 453, 533, 633, 644, 654, 724, 733, 743, 744, 745S, 824, 833, 844, 844S, 946, 1046, 1246	3057558R92
25/965-25	2	12 V - 2 x 150 W Beleuchtung	433, 433E, 433V, 440, 485XL, 495XL, 533, 533E, 533V, 540, 585XL, 595XL, 633, 633E, 633V, 640, 685XL, 695XL, 733, 733E, 740, 743, 743XL, 745S, 745XL, 785XL, 795XL, 833, 833E, 840, 844S, 844XL, 845, 845XL, 856XL, 885XL, 895XL, 933, 940, 956, 956XL, 995XL, 1056, 1056XL, 1255, 1255XL, 1455, 1455XL, 3210, 3220, 3230, 4210, 4220, 4230, 4240, 5120, 5130, 5140, 5220, 5230, 5240, 5250, C50, C60, C70, C80, C90, CX50, CX60, CX70, CX80, CX90, CX100, MX80C, MX90C, MX100C, MX100, MX110, MX120, MX135, MX150, MX170	1502351C1, 3221178R1
25/965-30	3	Antrieb 12 V - 10 A	743XL, 745XL, 844XL, 845XL, 856XL, 956, 956XL, 1056, 1056XL	3402258R1, 1534163C1
25/965-22	4	12 V - 70 A 7 Anschlüsse Anlasser	743XL, 745XL, 844XL, 856XL, 956, 956XL, 1056, 1056XL, 1255, 1255XL, 1455, 1455XL, 3210, 3220, 3230, 4210, 4220, 4230, 4240	3405757R1
25/965-29	5	12 V - 70 A Anlasser	3210, 3220, 3230, 4210, 4220, 4230, 4240, 5120, 5130, 5140, 5150, 5220, 5230, 5240, 5250, CX50, CX60, CX70, CX80, CX90, CX100, MX100, MX110, MX120, MX135	1987452C1
25/965-16	6		AVJ55, AVJ60, AVJ70, JX70U, JX80U, JX90U, JX100U, JX1060C, JX1070C, JX1070U, JX1075C, JX1080U, JX1090U, JX1100U, VJ60, VJ70, VJ80	5146278
25/965-31	7	40/60 A	C55, C64, C70, CS48, CS58, CS68, CS75, CS78, CS86, CS94, CS100, CS110, CS120, CS130, CS150, CVX120, CVX130, CVX150, CVX170, CVX1135, CVX1145, CVX1155, CVX1170, CVX1190	1-40-758-024, 1-40-158-047
25/965-32	8	15/25 A	CS48, CS52, CS58, CS63, CS68, CS75, CS78, CS86, CS94, CS100, CS110, CS120, CS130, CS150, CVX120, CVX130, CVX150, CVX170, CVX1135, CVX1145, CVX1155, CVX1170, CVX1190, MXU110, MXU115, MXU125, MXU130, MXU135	1-40-258-111, 82023238
25/965-33	9	300 A	CVX120, CVX130, CVX150, CVX170, CVX1135, CVX1145, CVX1155, CVX1170, CVX1190	1-40-558-014

Wir vertreiben keine Originalteile.
Die Nummern dienen lediglich als Beschreibung.



"THE RELIABLE SERVICE"



ZÜNDSCHLOSS


Bestell-Nr.	Abb.	Beschreibung	Schleppertyp	OEM
25/950-87	1	7 Anschlüsse - 0-1-2-3	D212, D214, D215, D217, D219, DED-3, D320, D322, D324, D326, DGD-4, D430, D432, D436, D439, D440	717638R91
25/950-11	2	Vorwärmen- Starten - 4 Anschlüsse	323, 353, 383, 423, 433, 453, 533, 633, 644, 654, 724, 733, 743, 744, 745S, 824, 833, 844, 844S, 845, 946, 1046, 1246	3057998R93
25/950-20		Vorwärmen- Starten - 3 Stecker		
25/950-33	3	Vorwär- Starten - 10 Stecker - P-0-1-2-3	440, 495XL, 540, 595, 595XL, 640, 695, 695XL, 740, 743XL, 745XL, 840, 844XL, 845XL, 856XL, 895, 895XL, 940, 995, 995XL, 3210, 3220, 3230, 4210, 4220, 4230, 4240, 5120, 5130, 5140, 5150, 5220, 5230, 5240, 5250	1987424C1,
63//951-90		Schlüssel zum 25/950-33		
25/951-33		Schlüssel zum OE Zündschloss		
25/950-16	4	Vorwär- Starten - 10 Stecker - P-0-1-2-3	485XL, 585, 585XL, 685, 685XL, 743XL, 745XL, 785XL, 844XL, 845XL, 856XL, 885, 885XL, 955XL, 956, 956XL, 1056, 1055XL, 1056XL	1532371C1, 3399520R1
25/951-16		Schlüssel		
25/950-17	5	Starten - 7 Stecker - Glühstart P-0-1-2	955, 956, 956XL, 1055, 1056, 1056XL, 1255XL, 1455XL	1532372C1, 3221154R91, 3405762R1
25/950-54	6	Starten - 6 Stecker - 0-1-2	956, 956XL, 1056, 1056XL, 1255, 1455	3405827R1
25/950-10	7	Vorwär- Starten - 8 Stecker - 0-1-2-3	2120, 2130, 2140, 2150, PJ55, PJ65, PJ75, PJN55, PJN65, PJN75, PJV55, PJV65, PJV75	1966930C1, 449210A1
25/951-17		Schlüssel		
25/950-53	8	Starten - 7 Stecker - P-0-1-2	5120, 5130, 5140, 5220, 5230, 5240, 5250 (Ohne) 7110, 7120, 7130, 7140, 7150, 7210, 7220, 7230, 7240, 7250, 8910, 8920, 8930, 8940, 8950, C50, C60, C70, C80, C90, CX50, CX60, CX70, CX80, CX90, CX100, MX80C, MX90C, MX100C, MX100, MX110, MX120, MX135, MX150, MX170, MX180, MX200, MX220, MX240, MX270	282775A1, A134737
25/951-18		Schlüssel		
25/950-59	9	Starten - 7 Stecker - P-0-1-2	AVJ55, AVJ60, AVJ70, VJ60, VJ70, VJ80, JX55, JX60, JX65, JX70, JX75, JX80, JX85, JX90, JX95	5129862, 5146155
25/951-59		Schlüssel		

Wir vertreiben keine Originalteile.
Die Nummern dienen lediglich als Beschreibung.



"THE RELIABLE SERVICE"



ZÜNDSCHLOSS


10

11

12


Bestell-Nr.	Abb.	Beschreibung	Schleppertyp	OEM
25/950-88	10	Start-Druckschalter	AVJ55, AVJ60, AVJ70, VJ60, VJ70, VJ80, JX1060C, JX1060V, JX1070C, JX1070N, JX1070V, JX1075C, JX1075N, JX1075V, JX1095N, JX1095V	5127282
25/950-35	11	Vorwär.- Starten - 10 Stecker - P-0-1-2-3	C55, C55A, C64, C64A, C70A, CS48, CS52, CS58, CS63, CS68, CS75	135700580118, 133700580188
25/951-34		Schlüssel		135700580706, 1533739C1
25/950-34	12	6 Stecker - 0 - Schalter - Starten	CS78, CS86, CS94, CS100, CS110, CS120, CS130, CS150, CVX120, CVX130, CVX150, CVX170, CVX1135, CVX1145, CVX1155, CVX1170, CVX1190	1-40-258-008



LICHTSCHALTER


1

2

3

4

5

Bestell-Nr.	Abb.	Beschreibung	Schleppertyp	OEM
25/950-18	1	6 Stecker - P-0-1-2-3	323, 353, 383, 423, 433, 453, 533, 624, 633, 644, 654, 723, 724, 733, 743, 744, 745S, 824, 833, 844, 844S, 845, 946, 1046, 1246	3136852R1
25/954-17		Schlüssel		3136851R1
25/953-18	2	Beleucht. + Signalhorn - 6 Stecker - 0-1-2-3	2120, 2130, 2140, 2150	1966928C1
25/953-19	3	Beleucht. - 3 Stecker - 0-1-2	5120, 5130, 5140, 5150	1983207C2
25/954-19		Knopf 		1977521C1
25/953-21	4	Beleucht. - Signalhorn - 4 Positionen	AVJ55, AVJ60, AVJ70, VJ60, VJ70, VJ80	5132021
25/953-20	5	Beleucht. - 6 Stecker - 0-1-2	C50, C60, C70, C80, C90, CX50, CX60, CX70, CX80, CX90, CX100, MX80C, MX90C, MX100C, MX100, MX110, MX120, MX135, MX150, MX170	197168A1
25/954-20		Knopf 		234994A1



Wir vertreiben keine Originalteile.
Die Nummern dienen lediglich als Beschreibung.









"THE RELIABLE SERVICE"



WARNBLINKLICHTSCHALTER

Bestell-Nr.	Beschreibung	Schleppertyp	OEM	Abb.
25/959-2	Ausführung Bosch 6 Stecker	323, 353, 423, 433, 533, 553, 654, 724, 633, 733, 824, 833	3136609R92	
25/959-3	8 Stecker	644, 743, 744, 745S, 844, 844S, 946, 1046, 1246, 2120, 2130, 2140, 2150	3141217R91 1967699C1 3141103R91	

MEHRFUNKTIONSSCHALTER

Bestell-Nr.	Beschreibung	Schleppertyp	OEM	Abb.
25/958-1	Signalhorn - Blinker	323, 353, 383, 423, 433, 453, 533, 553, 633, 644, 654, 724, 733, 743, 744, 844, 946, 1046, 1246	3057633R91, 3141485R91, 139900580025	
25/958-49	Signalhorn - Blinker	440, 540, 640, 833	3234431R91, 3234431R92	
25/958-2	Signalhorn - Blinker	743XL, 745XL, 844XL, 845XL, 856XL, 955XL, 956, 956XL, 1055XL, 1056, 1056XL, 1255, 1255XL, 1455, 1455XL, 3210, 3220, 3230, 4210, 4220, 4230, 4240	3399522R2	
25/958-50	Signalhorn - Blinker	955, 1055	3221177R1	
25/958-56	Blinker	2120, 2130, 2140, 2150	1966927C1	
25/958-27	Hubhydraulikschalter 6 Positionen	5120, 5130, 5140, 5150	1534361C2	

Wir vertreiben keine Originalteile.
Die Nummern dienen lediglich als Beschreibung.



"THE RELIABLE SERVICE"



MEHRFUNKTIONSSCHALTER

Bestell-Nr.	Beschreibung	Schleppertyp	OEM	Abb.
25/958-51	Vorwärts - Neutral - Rückwärts	5120, 5130, 5140, 5150, CX50, CX60, CX70, CX80, CX90, CX100, MX80C, MX90C, MX100C, MX100, MX110, MX120, MX135, MX150, MX170	246625A1, 246625A2	
25/958-52	Blink- & Abblendschalter	7110, 7120, 7130, 7140, 7150, 7210, 7220, 7230, 7240, 7250, 8910, 8920, 8930, 8940, 8950	1987422C1	
25/958-44	Scheinwerfer - Signalhorn - Blinker	CS48, CS58, CS68, CS75	133700580217	
25/958-57	Blinker	AVJ55, AVJ60, AVJ70, VJ60, VJ70, VJ80	5112714	
25/958-58	Vorwärts - Neutral - Rückwärts - Parken	JX100U, JX1070U, JX1080U, JX1090U, JX1100U, JX70U, JX80U, JX90U	82034514	
25/958-53	Scheinwerfer - Signalhorn - Blinker	MX180, MX200, MX220, MX240, MX270, STX275, STX325, STX375, STX425, STX440, STX450, STX500	284776A1	
25/958-59	Scheibenwaschanlage & Wischer - 3 Funktionen	MXM120, MXM130, MXM140, MXM155, MXM175, MXM190	82011624	





Wir vertreiben keine Originalteile.
 Die Nummern dienen lediglich als Beschreibung.



"THE RELIABLE SERVICE"



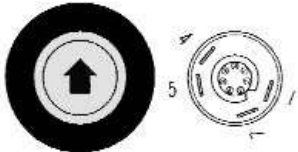

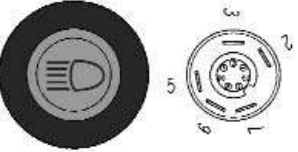
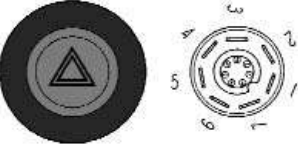
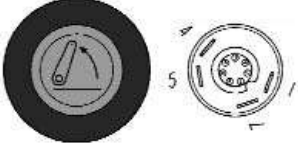
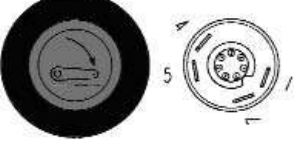




BLINKGEBER

Bestell-Nr.	Beschreibung	Schleppertyp	OEM	Abb.
25/961-3	Typ Bosch 5 Stecker	323, 353, 383, 423, 433, 453, 533, 553, 633, 654, 724, 733, 833, 946, 1046, 1246	3131226R91, 3053387R91, 1192580038	
25/961-2	Typ Hella 6 Stecker	238, 248, 258, 268, 278, 288, 384, 385, 395, 484, 485, 485XL, 495, 495XL, 540, 584, 585, 585XL, 595, 595XL, 640, 684, 685, 685XL, 695, 695XL, 740, 743XL, 745XL, 784, 785, 785XL, 795, 795XL, 840, 844XL, 845XL, 856XL, 884, 885, 885XL, 895, 895XL, 955, 955XL, 956, 956XL, 995XL, 1055, 1055XL, 1056, 1056XL, 1255, 1255XL, 1455, 1455XL, 3210, 3220, 3230, 4210, 4220, 4230, 4240, 5120, 5130, 5140, 5150, 7110, 7120, 7130, 7140, 7210, 7220, 7230, 7240, 7250, AVJ55, AVJ60, AVJ70, C42, C48, C50, C55, C60, C64, C70, C80, C90, CX50, CX60, CX70, CX80, CX90, CX100, CS48, CS52, CS58, CS63, CS68, CS75 MX80C, MX90C, MX100C, MX100, MX110, MX120, MX135, MX150, MX170, MX180, MX200, MX210, MX220, MX230, MX240, MX255, MX270, MX285, VJ60, VJ70, VJ80	3142068R5, 1964535C2, 1987397C2, 1536092C1, 5125586, 135700580021, 3118909R2	
25/961-22	Typ Bosch 7 Stecker	644, 743, 744, 744S, 844, 844S, 946, 1046, 1246	3141102R92	
25/961-14	8 Stecker	2120, 2130, 2140, 2150, PJ55, PJ65, PJ75, PJN55, PJN65, PJN75, PJV55, PJV65, PJV75	1984941C1	
25/961-23	6 Stecker	CS78, CS86, CS94, CS100, CS110, CS120, CS130, CS150, CVX120, CVX130, CVX150, CVX170, CVX1135, CVX1145, CVX1155, CVX1170, CVX1190	135700580020	



DRUCKSCHALTER

Bestell-Nr.	Beschreibung	Schleppertyp	OEM	Abb.
25/1884-26	Konnektor	C42, C48, C55, C64, C70, CS48, CS52, CS58, CS63, CS68, CS75, CS78, CS86, CS94, CS100, CS110, CS120, CS130, CS150	133700580024	
25/1884-27	Kontrollämpchen		3141107R1, 190003452250	
25/1884-91	<i>Kraftheber</i> (extern)	5120, 5130, 5140, 5150, 5220, 5230, 5240, 5250	1964848C1	
25/1884-72	Arbeitsscheinwerfer (hinten)		139900580153, 133700580008	
25/1884-73	Frontscheinwerfer	C42, C48, C55, C64, C70	133700580004	
25/1884-76	Warnblinkanlage		133700580002	
25/1884-70	Hubhydraulik - Heben	CS48, CS52, CS58, CS63, CS68, CS75, CS78, CS86, CS94, CS100, CS110, CS120, CS130, CS150	1-40-258-061	
25/1884-90	Hubhydraulik - Senken		1-40-258-062	
25/1884-87	Zapfwelle	MX80C, MX90C, MX100C, MX100, MX110, MX120, MX135, MX150, MX170	353862A1, 452221A1	
25/1884-88	Zapfwelle	MXU100, MXU110, MXU115, MXU125, MXU130, MXU135	82028271, 87311254	

Wir vertreiben keine Originalteile.
 Die Nummern dienen lediglich als Beschreibung.


"THE RELIABLE SERVICE"




SCHALTER

Bestell-Nr.	Anschluss	Schleppertyp	Abb.
25/967-104 (245910C1, 3221180R1 + 245914C1)		238, 248, 258, 268, 288, 395, 440, 485XL, 495, 495XL, 540, 585XL, 595, 595XL, 640, 685XL, 695, 695XL, 740, 743XL, 745XL, 785XL, 795, 795XL, 840, 844XL, 845XL, 856XL, 885XL, 895, 895XL, 940, 955, 955XL, 956, 956XL, 995XL, 1055, 1055XL, 1056, 1056XL, 1255, 1255XL, 1455, 1455XL, 3210, 3220, 3230, 4210, 4220, 4230, 4240	Frontscheinwerfer
25/967-105 (245908C1, 3221208R1, 194114A1 + 245916C1)		238, 248, 258, 268, 288, 395, 440, 485XL, 495, 495XL, 540, 585XL, 595, 595XL, 640, 685XL, 695, 695XL, 740, 743XL, 745XL, 785XL, 795, 795XL, 840, 844XL, 845XL, 856XL, 885XL, 895, 895XL, 940, 955, 955XL, 956, 956XL, 995XL, 1055, 1055XL, 1056, 1056XL, 1255, 1255XL, 1455, 1455XL, 3210, 3220, 3230, 4210, 4220, 4230, 4240, 5120, 5130, 5140, 5150, 7110, 7120, 7130, 7140, 7210, 7220, 7230, 7240, 7250, C50, C60, C70, C80, C90, C100, CX50, CX60, CX70, CX80, CX90, CX100, MX80C, MX90C, MX100C, MX100, MX110, MX120, MX135, MX150, MX170	Warnblinkanlage
25/967-106 (245909C1, 3402632R1 + 245917C1)		238, 248, 258, 268, 288, 395, 485, 485XL, 495, 495XL, 585, 585XL, 595, 595XL, 685, 685XL, 695, 695XL, 743XL, 745XL, 785, 785XL, 795, 795XL, 844XL, 845XL, 856XL, 885, 885XL, 895, 895XL, 956XL, 995XL, 1056XL, 1255XL, 1455XL, 3210, 3220, 3230, 4210, 4220, 4230, 4240, 5120, 5130, 5140, 5150, 7110, 7120, 7130, 7140, 7210, 7220, 7230, 7240, 7250, C50, C60, C70, C80, C90, C100, CX50, CX60, CX70, CX80, CX90, CX100, MX80C, MX90C, MX100C, MX100, MX110, MX120, MX135, MX150, MX170	Rundumkenn- leuchte
25/967-107 (245911C1, 3223052R1 + 1328477C1)		485XL, 495XL, 585XL, 595XL, 685XL, 695XL, 743XL, 745XL, 785XL, 795XL, 844XL, 845XL, 856XL, 885XL, 895XL, 956XL, 995XL, 1056XL, 1255XL, 1455XL, 3210, 3220, 3230, 4210, 4220, 4230, 4240, 7210, 7220, 7230, 7240, 7250	Scheibenwischer hinten
25/967-108 (1964835C1 + 1964651C1)		485XL, 540, 585XL, 640, 740, 743XL, 745XL, 785, 785XL, 795, 795XL, 840, 844XL, 845XL, 856XL, 885, 885XL, 895, 895XL, 940, 956XL, 995XL, 1056XL, 1255XL, 1455XL, 3210, 3220, 3230, 4210, 4220, 4230, 4240, 5120, 5130, 5140, 5150, 7110, 7120, 7130, 7140, 7210, 7220, 7230, 7240, 7250	4 x 4 4WD

STECKER & STECKDOSEN

Bestell-Nr.	Beschreibung	Schleppertyp	Abb.
25/1971-3 (1533880C1, 133700770382)	3 polige Steckdose	3210, 3220, 3230, 4210, 4220, 4230, 4240, 5120, 5130, 5140, 5150, C42, C48, C55, C64, C70, CS110, CS120, CS130, CS150, CX50, CX60, CX70, CX80, CX90, CX100, MX80C, MX90C, MX100C, MX100, MX110, MX120, MX135, MX150, MX170	
25/1970-3 (1533899C1, 1-40-171-022)	3 poliger Stecker		
25/1971-4 (1964989C1)	3 polige Steckdose	5120, 5130, 5140, 5150, 7110, 7120, 7130, 7140	
25/1970-4 (1964853C1)	3 poliger Stecker		

Wir vertreiben keine Originalteile.
Die Nummern dienen lediglich als Beschreibung.



"THE RELIABLE SERVICE"










BELEUCHTUNG
Frontscheinwerfer

Bestell-Nr.	Beschreibung	Schleppertyp	OEM OEM	Abb. Afb.
25/189-69 25/189-70 63/1955-472	Frontscheinwerfer rechts mit Halter Ø 110 (Metallgehäuse) Frontscheinwerfer links mit Halter Ø 110 (Metallgehäuse) Glühlampe H4 - 12V - 55/60W	Alte deutsche Serie	715014R91 715015R91	
25/189-202K 63/1955-472	Frontscheinwerfer-Set Ø 144 mit Befestigungsschellen für Rohr Ø 24 mm Glühlampe H4 - 12V - 55/60W	Alte deutsche Serie		
25/181-17	Frontscheinwerfer Ø 111 mm Lucas	238, 248, 258, 268, 276, 278, 364, 374, 384, 385, 434, 444, 454, 474, 475, 484, 485, 584, 585, 674, 684, 685, 784, 785, 884, 885	3072947R91, 3072562R91	
25/181-18	Frontscheinwerfer Ø 143 mm Lucas	258, 268, 485XL, 585, 685, 784, 785, 885	3129035R1	
25/181-69 25/181-70 63/1955-410	Frontscheinwerfer L. Frontscheinwerfer R. Asym. Glühlampe. 12V - 45/50W Ø 143 mm	323, 353, 423, 453	3057539R91 3057538R91 3076115R1	
25/181-19 63/1955-410 25/181-40 63/1955-472 25/185-2	Frontscheinwerfer L. oder R (asym.) Asym. Glühlampe 12V - 45/50W Frontscheinwerfer L. oder R (H4) Glühlampe H4 - 12V - 55/60W Fassung	383, 423, 433, 453, 533, 553, 633, 644, 654, 724, 733, 743, 744, 745, 824, 833, 844, 856, 946, 955, 956, 1046, 1055, 1056, 1246	3404170R94, 3140022R91 1984949C1 1530133C1	
25/181-22 63/1955-472 25/185-2	Frontscheinwerfer L. oder R (H4) Glühlampe H4 - 12V - 55/60W Fassung	433, 533, 633, 733, 743, 745, 844XL, 856XL, 956XL, 1056XL, 1255, 1255XL, 1455, 1455XL	1333291C1, 85651C91 91967C1 1530133C1	
25/189-47 25/189-48 63/1955-472 25/185-2	Frontscheinwerfer L. Frontscheinwerfer R. Glühlampe H4 - 12V - 55/60W Fassung	440, 495, 495XL, 540, 595, 595XL, 640, 695, 695XL, 740, 743, 743XL, 745S, 745XL, 795, 795XL, 840, 844S, 844XL, 845, 845XL, 856XL, 895, 895XL, 940, 995XL, 2120, 2130, 2140, 2150 (PRO) 3210, 3220, 3230, 4210, 4220, 4230, 4240, 5120, 5130, 5140, 5150	1964878C2, 1964884C2 1964980C2, 1964883C2 91967C1 1530133C1	
25/181-30 63/1955-410 25/185-2	Frontscheinwerfer L. oder R (asym.) Asym. Glühlampe 12V - 45/50W Fassung	2120, 2130, 2140, 2150	1984880C1, 1967795C1 1984949C1, 3076115R1 1530133C1	

Wir vertreiben keine Originalteile.
Die Nummern dienen lediglich als Beschreibung.


"THE RELIABLE SERVICE"


BELEUCHTUNG
Frontscheinwerfer

Bestell-Nr.	Beschreibung	Schleppertyp	OEM	Abb.
25/189-49	Frontscheinwerfer L. -Front+ Arbeitsscheinwerfer	7110, 7120, 7130, 7140, 7150, 7210, 7220, 7230, 7240, 7250, 8910, 8920, 8930, 8940, 8950	91971C2	
25/189-50	Frontscheinwerfer R. -Front+ Arbeitsscheinwerfer		91972C2	
63/1955-472	Glühlampe H4 12V - 55/60W		91967C1	
63/1955-453	Glühlampe H3 12V - 55W		92242C1	
25/181-24	Frontscheinwerfer L. oder R (asym.)	AVJ55, AVJ60, AVJ70, VJ60, VJ70, VJ80	5120073, 5138349	
63/1955-410	Asym. Glühlampe 12V - 45/50W			
25/185-2	Fassung			
25/189-59	Frontscheinwerfer L. oder R (H4) (Für die Haube)	C42, C48, C55, C64, C70, CS48, CS52, CS58, CS63, CS68, CS75, CS78, CS86, CS94	1-34-172-045	
63/1955-472	Glühlampe H4 12V - 55/60W		190003450013	
25/185-2	Fassung		199000720006	
25/189-205	Frontscheinwerfer L. oder R (H4) (Fürs das Dach)	C42, C48, C55, C64, C70, CS48, CS52, CS58, CS63, CS68, CS75, CS78, CS86, CS94, CS100, CS110, CS120, CS130, CS150, CVX120, CVX130, CVX150, CVX170, CVX1135, CVX1145, CVX1155, CVX1170, CVX1190	1-40-172-001	
63/1955-472	Glühlampe H4 12V - 55/60W		190003450013	
25/189-51	Frontscheinwerfer L. -Front+ Arbeitsscheinwerfer	MX100, MX120, MX135, MX150, MX170	178318A1	
25/189-52	Frontscheinwerfer R. -Front+ Arbeitsscheinwerfer		178317A1	
63/1955-472	Glühlampe H4 12V - 55/60W		91967C1	
25/1955-885	Glühlampe H885 12V - 50W		187110A1, 3230093A1	
25/189-53	Frontscheinwerfer L. -Front+ Arbeitsscheinwerfer	CVX120, CVX130, CVX150, CVX170, CX70, CX80, CX90, JX70U, JX80U, JX90U, JX100U, JX1060C, JX1070C, JX1070U, JX1075C, JX1080U, JX1090U, MX80C, MX90C, MX100C, MX180, MX200, MX210, MX220, MX230, MX240, MX255, MX270, MX285, MXM120, MXM130, MXM140, MXM155, MXM175, MXM190, MXU100, MXU110, MXU115, MXU125, MXU130, MXU135	232449A2	
25/189-54	Frontscheinwerfer R. -Front+ Arbeitsscheinwerfer		232448A2	
63/1955-472	Glühlampe H4 12V - 55/60W		91967C1	
25/1955-885	Glühlampe H885 12V - 50W		187110A1, 3230093A1	
	 25/1955-885			









Wir vertreiben keine Originalteile.
Die Nummern dienen lediglich als Beschreibung.



"THE RELIABLE SERVICE"



BELEUCHTUNG
Begrenzungsleuchten & Blinker

Bestell-Nr.	Beschreibung	Schleppertyp Trekkerart	OEM OEM	Abb. Afb.
25/1918-46 63/1955-270 63/1955-202 25/1934-2	Leuchte L. oder R. Glühlampe 12V/18W Glühlampe 12V/3W 45° Halter 	D215, D219, D322, D326, D432, D439, D440	3051599R91 790893R1 790891R1 3051186R91	
25/1918-7 25/1918-8 25/1919-7 25/1919-8 63/1955-245 63/1955-382	Leuchte L. (Type Jokon) Leuchte R. (Typ Jokon) L. Glas R. Glas Glühlampe 12V/10W Glühlampe 12V/21W	238, 248, 258, 268, 288, 395, 495, 585, 595, 685, 695, 743, 745XL, 785XL, 795XL, 844XL, 845XL, 856XL, 885XL, 956XL, 995XL, 1056, 1056XL, 1255XL, 1455XL, 3210, 3220, 3230, 4210, 4220, 4230, 4240, 7110, 7120, 7130, 7140, 7210, 7220, 7230, 7240, 7250	82363C91 82364C91 90308C1 90309C1 3051192R1 1094366R1	
25/1918-3 25/1919-3 63/1955-239 63/1955-382	Leuchte L. oder R. Glas Glühlampe 12V/5W Glühlampe 12V/21W	248, 258, 268, 278, 385, 433, 440, 484, 485, 533, 540, 584, 585, 633, 640, 644, 684, 685, 733, 740, 743, 744, 745, 785, 833, 840, 844, 884, 885, 940, 955, 956, 1055, 1056, 1255, 1455	3121089R91 3148501R1 8420/03010 1094366R1	
25/1918-9 25/1918-10 25/1919-9 25/1919-10 63/1955-245 63/1955-382	Leuchte L. (Typ Hella) Leuchte R. (Typ Hella) L. Glas R. Glas Glühlampe 12V/10W Glühlampe 12V/21W	433, 440, 533, 540, 633, 640, 733, 740, 743, 744, 745, 833, 840, 844, 856, 885, 940, 955, 956, 1055, 1056, 1056XL, 1255, 1455, 3210, 3220, 3230, 4210, 4220, 4230, 4240	3226119R1 3226120R1 3148499R1 3148499R1 3051192R1 1094366R1	
25/1918-11 25/1919-11 63/1955-207 63/1955-382	Leuchte L. oder R. Glas Glühlampe 12V/5W Glühlampe 12V/21W	644, 743, 744, 745S, 844, 845, 955, 956, 956XL, 1055, 1056, 1056XL	3221211R91 3224290R1 711335R1 1094366R1	
25/1918-100 25/1918-101 25/1919-96 63/1955-207 63/1955-382	Leuchte L. Leuchte R. Glas Glühlampe 12V/5W Glühlampe 12V/21W	5120, 5130, 5140, 5150	1964937C1 1964938C1 A187631 1094368R1 1094366R1	
25/1918-39 25/1918-38 25/1919-34 25/1919-33 63/1955-207 63/1955-382	Leuchte L. Leuchte R. L. Glas R. Glas Glühlampe 12V/10W Glühlampe 12V/21W	AVJ55, AVJ60, AVJ70, VJ60, VJ70, VJ80	4999858 4999859 9933138 9933139 10857790 14148190	






Wir vertreiben keine Originalteile.
Die Nummern dienen lediglich als Beschreibung.



"THE RELIABLE SERVICE"











BELEUCHTUNG
Begrenzungsleuchten & Blinker

Bestell-Nr.	Beschreibung	Schleppertyp	OEM	Abb.
25/1918-104 25/1918-105 25/1919-97 63/1955-239 63/1955-382	Leuchte L. Leuchte R. Glas Glühlampe 12V/5W Glühlampe 12V/21W	C42, C48, C55, C64, C70, CS68, CS75, CS78, CS86, CS94	1-34-173-011 1-34-173-010 1-34-773-007 190003452276 190003452245	
25/1918-108 25/1918-109 25/1919-99 63/1955-207 63/1955-382	Leuchte L. Leuchte R. Glas Glühlampe 12V/5W Glühlampe 12V/21W	CS78, CS86, CS94, CS100, CS110, CS120, CS130, CS150, CVX120, CVX130, CVX130, CVX170, CVX1135, CVX1145, CVX1155	1-34-673-002, 1-34-673-102, 1-34-673-222 1-34-673-001, 1-34-673-210 1-34-773-009, 1-34-773-014 190003452216 190003452245	
25/1918-102 25/1918-103 25/1919-96 63/1955-207 63/1955-382	Leuchte L. Leuchte R. Glas Glühlampe 12V/5W Glühlampe 12V/21W	CX50, CX60, CX70, CX80, CX90, CX100, MX80C, MX90C, MX100C, MX100, MX110, MX120, MX135, MX150, MX170	224622A2 224621A2 A187631, 224728A1 71421 1094366R1	
25/1902-2 25/1902-1 25/1903-1 63/1955-207 63/1955-382	Leuchte L. Leuchte R. Glas Glühlampe 12V/5W 2 x Glühlampe 12V/21W	JX70U, JX80U, JX90U, JX100U, JX1070U, JX1080U, JX1090U, JX1100U	5172682 5172683 9968801 10857790 14148190	
25/1918-45 25/1918-44 25/1919-96 63/1955-207 63/1955-382	Leuchte L. Leuchte R. Glas Glühlampe 12V/5W Glühlampe 12V/21W	JX70U, JX80U, JX90U, JX100U, JX1060C, JX1070C, JX1075C, JX1070U, JX1080U, JX1090U, JX1100U, MXM120, MXM130, MXM135, MXM140, MXM150, MXM155, MXM165, MXM175, MXM180, MXM190	82009121 82009122 71316700 10857790 14148190	

Wir vertreiben keine Originalteile.
Die Nummern dienen lediglich als Beschreibung.


"THE RELIABLE SERVICE"


BELEUCHTUNG
Rückleuchten

Bestell-Nr.	Beschreibung	Schleppertyp	OEM	Abb.
25/1912-189	Leuchte Hinten	Mc Cormick "D" Serie		
25/1912-166	Leuchte L. (Mit Kennzeichenbeleuch.)	D215, D219, D322, D326, D432, D439, D440	3051601R91	
25/1912-167	Leuchte R. (Ohne Kennzeichenbeleuch.)		3051600R91	
25/1934-2	45° Halter 		3051186R91	
25/1912-27	Leuchte L. (Typ Hella)	248, 385, 484, 485, 485XL, 585XL, 644, 685XL, 743, 744, 745S, 785XL, 844, 845, 885XL, 946, 955XL, 1046, 1055XL, 1246	3145942R91	
25/1912-28	Leuchte R. (Typ Hella)		3145943R91	
25/1913-27	L. Glas		3145945R1	
25/1913-28	R. Glas		3145946R1	
63/1955-245	Glühlampe 12V/10W			
63/1955-382	2 x Glühlampe 12V/21W			
25/1912-29	Leuchte L. (Typ Hella)	433, 440, 485XL, 495XL, 533, 540, 585XL, 595XL, 633, 640, 685XL, 695XL, 733, 740, 743XL, 745XL, 833, 840, 844XL, 845XL, 856XL, 885XL, 895XL, 940, 946, 955, 956, 956XL, 995XL, 1046, 1056, 1056XL, 1246, 1255XL, 1455XL	3223263R91	
25/1912-30	Leuchte R. (Typ Hella)		3223264R91	
25/1913-29	L. Glas		83873C1	
25/1913-30	R. Glas		83874C1	
63/1955-245	Glühlampe 12V/10W		3051192R1	
63/1955-382	2 x Glühlampe 12V/21W		1094366R1, 3131227R1	
25/1912-31	Leuchte L. oder R. (Hella Typ)	433, 440, 533, 540, 633, 640, 733, 740, 833, 840, 940, 946, 955, 956, 956XL, 1046, 1055, 1056, 1056XL, 1246, 1255, 1455	3148492R91	
25/1913-31	Glas		3148499R1	
63/1955-245	Glühlampe 12V/10W			
63/1955-382	Glühlampe 12V/21W			
25/1912-24	Leuchte Hinten	523, 553, 654, 724, 824	Ersetzt 3057566R91, 3057567R91	
25/1912-25	Leuchte R.			
25/1912-26	Leuchte L.			
25/1913-20	Glas			
63/1955-380	Glühlampe 12V/21-5W			
63/1955-382	Glühlampe 12V/21W			
25/1913-21	Glas für Leuchte: 3057566R91, 3057567R91	523, 553, 654, 724, 824	3058245R91	

Wir vertreiben keine Originalteile.
Die Nummern dienen lediglich als Beschreibung.


"THE RELIABLE SERVICE"


BELEUCHTUNG
Rückleuchten

Bestell-Nr.	Beschreibung	Schleppertyp	OEM	Abb.
25/1912-32	Leuchte L. Hella	644, 743, 744, 745S, 745XL, 844, 844XL, 845XL, 856XL, 946, 955, 955XL, 956, 956XL, 1046, 1055XL, 1056XL, 1246, 1255, 1255XL, 1455, 1455XL, 3220, 3230, 4210, 4220, 4230, 4240	3221209R92	
25/1912-33	Leuchte R. Hella		3221210R92	
25/1913-32	L. Glas		3224286R1	
25/1913-33	R. Glas		3224287R1	
63/1955-239	2 x Glühlampe 12V/5W		710196R1	
63/1955-382	2 x Glühlampe 12V/21W		3131227R1	
25/1912-163	Leuchte L.	5120, 5130, 5140, 5150, 7110, 7120, 7130, 7140, 7210, 7220, 7230, 7240, 7250	1964745C1	
25/1912-164	Leuchte R.		1964744C1	
25/1913-162	L. Glas		1983265C1	
25/1913-163	R. Glas		1983266C1	
63/1955-380	Glühlampe 12V/21-5W		3131234R1	
63/1955-382	Glühlampe 12V/21W		3131227R1	
25/1912-85	Leuchte L.	AVJ55, AVJ60, AVJ70, VJ60, VJ70, VJ80	4997266, 5124115	
25/1912-84	Leuchte R.		4997267, 5124117	
25/1913-4	L. Glas		9929834	
25/1913-3	R. Glas		9929835	
63/1955-245	Glühlampe 12V/10W		190003452241	
63/1955-382	2 x Glühlampe 12V/21W		190003452245	
25/1912-173	Leuchte L.	C42, C48, C55, C70, CS68, CS75	1-34-176-061	
25/1912-174	Leuchte R.		1-34-176-060	
25/1913-169	Glas		1-34-776-010	
63/1955-245	Glühlampe 12V/10W		190003452241	
63/1955-382	2 x Glühlampe 12V/21W		190003452245	
25/1912-171	Leuchte L.		CS68, CS75	
25/1912-172	Leuchte R.	1-34-176-047		
25/1913-168	Glas	1-34-776-008		
63/1955-380	Glühlampe 12V/21-5W	190003452246		
63/1955-382	2 x Glühlampe 12V/21W	190003452245		
25/1912-205	Leuchte L.	CS78, CS86, CS94, CS100, CS110, CS120, CS130, CS150, CVX120, CVX130, CVX150, CVX170, CVX1135, CVX1145, CVX1155, CVX1170, CVX1190		1-34-676-002
25/1912-206	Leuchte R.		1-34-676-001	
25/1913-205	Glas		1-34-776-014	
63/1955-207	Glühlampe 12V/5W		190003452216	
63/1955-382	2 x Glühlampe 12V/21W		190003452245	
25/1912-165	Leuchte L. oder R.		CX50, CX60, CX70, CX80, CX90, CX100, MX80C, MX90C, MX100C, MX100, MX110, MX120, MX135, MX150, MX170	259816A1, 177239A2
25/1913-164	Glas	187140A1		
63/1955-380	Glühlampe 12V/21-5W	3131234R1		
63/1955-382	2 x Glühlampe 12V/21W	1094366R1, 3131227R1		

Wir vertreiben keine Originalteile.
 Die Nummern dienen lediglich als Beschreibung.


"THE RELIABLE SERVICE"


BELEUCHTUNG
Rückleuchten

Bestell-Nr.	Beschreibung	Schleppertyp	OEM	Abb.
25/1912-4 25/1912-3 25/1913-2 63/1955-380 63/1955-382	Leuchte L. Leuchte R. Glas Glühlampe 12V/21-5W 2 x Glühlampe 12V/21W	JX70U, JX80U, JX90U, JX100U, JX1070U, JX1080U, JX1090U, JX1100U (Ohne Kabine)	5172684 5172685 9969267 14144690 14148190	
25/1912-88 63/1955-239 63/1955-382	Leuchte L. oder R. Glühlampe 12V/5W 2 x Glühlampe 12V/21W	JX70U, JX80U, JX90U, JX100U, JX1070U, JX1080U, JX1090U, JX1100U	82009066 10857790 14148190	
25/1914-5 63/1955-245 63/1955-382	Leuchte L. oder R. Glühlampe 12V/10W 2 x Glühlampe 12V/21W	MXM120, MXM130, MXM140, MXM155, MXM175, MXM190	82007635 14149590 14148190	








Kombinierte Front- & Heckleuchten

Bestell-Nr.	Beschreibung	Schleppertyp	OEM	Abb.
25/1918-189	Komplette Leuchte vorn & hinten		1967776C1, 416210A1	
25/1918-190 25/1919-96 63/1955-382 63/1955-245	Begrenzungsleuchte Glas Glühlampe 12V/21W Glühlampe 12V/10W	2120, 2130, 2140, 2150, PJ55, PJ65, PJ75, PJN55, PJN65, PJN75, PJV55, PJV65, PJV75	1966952C1	
25/1912-190 25/1913-190 63/1955-382 63/1955-380	Rückleuchte Glas Glühlampe 12V/21W Glühlampe 12V/21-5W		1966953C1	

Wir vertreiben keine Originalteile.
Die Nummern dienen lediglich als Beschreibung.


"THE RELIABLE SERVICE"


BELEUCHTUNG
Arbeitsscheinwerfer




Bestell-Nr.	Beschreibung	Schleppertyp	OEM	Abb.
63/1931-51 63/1955-453	156 x 92 mm Glühlampe H3 - 12V/55W	5120, 5130, 5140, 5150, CX50, CX60, CX70, CX80, CX90, CX100, MX80C, MX90C, MX100C, MX100, MX110, MX120, MX135, MX150, MX170, MX180, MX200, MX210, MX220, MX230, MX240, MX255, MX270, MX285	92263C1, 178345A1	
25/1931-78 63/1955-453	Hinten Glühlampe H3 - 12V/55W	C42, C48, C55, C64, C70, CS48, CS52, CS58, CS63, CS68, CS75, CS78, CS86, CS94, CS100, CS110, CS120, CS130, CS150, CVX120, CVX130, CVX150, CVX170, CVX1135, CVX1145, CVX1155, CVX1170, CVX1190	1-34-172-026	
63/1931-34 63/1931-35 63/1955-453	Arbeitsscheinwerfer links Arbeitsscheinwerfer rechts Glühlampe H3 - 12V/55W	CS78, CS86, CS94, CS100, CS110, CS120, CS130, CS150	1-40-172-016 1-40-172-212	
25/1931-52 63/1955-453	Einbau- Arbeitsscheinwerfer Glühlampe H3 - 12V/55W	CS100, CS110, CS120, CS130, CS150	1-34-672-400	
63/1931-2 63/1955-453	Montage "Raydyot" Glühlampe H3 - 12V/55W	Serie XL 3210, 3220, 3230, 4210, 4220, 4230, 4240		
63/1931-3 63/1955-453	Arbeitsscheinwerfer mit Freiform-Reflektor. Breite Nahfeldausleuchtung. Glühlampe H3 - 12V/55W	Gemäss Anwendung		
63/1931-4 63/1955-453	Halogen H3 mit Schalter Glühlampe H3 - 12V/55W			

Wir vertreiben keine Originalteile.
Die Nummern dienen lediglich als Beschreibung.




"THE RELIABLE SERVICE"


BELEUCHTUNG


Arbeitsscheinwerfer

Bestell-Nr.	Beschreibung	Schleppertyp	OEM	Abb.
63/1931-5	H3 Halogen, 112 x 126 mm 360° Verstellbar	Gemäss Anwendung		
63/1955-453	Glühlampe H3 - 12V/55W			
63/1934-5	Halter 			
63/1931-9	140 x 90 mm Halogen H3			
63/1955-453	Glühlampe H3 - 12V/55W			

Kennzeichenbeleuchtung

Bestell-Nr.	Beschreibung	Schleppertyp	OEM	Abb.
25/1920-2	Typ Hella	Gemäss Anwendung	3053400R92	
25/1920-6	Typ Jokon		3231505R91, 3404855R91	

Rundumkennleuchte

Bestell-Nr.	Beschreibung	Schleppertyp	OEM	Abb.
63/1940-19	Rundumkennleuchte	Gemäss Anwendung		
63/1955-448	Glühlampe 12V/55W			
63/1943-16	Halter (gefedert)			

Wir vertreiben keine Originalteile.
Die Nummern dienen lediglich als Beschreibung.



"THE RELIABLE SERVICE"



DRUCKPLATTEN & KUPPLUNGSSCHEIBEN

Kuplung Kits : 173 / Legende : 174 / Abb. : 174-179



Kupplung		Scheibe		Ausrücklager	Schleppertyp
N°	Ø	N°	Ø		
25/200-106 (712317R95)	200 FM	25/221-106 UF 10z 23x29 (712711R92)	200 LN	25/232-26 (712677R11) Karbonlager 25/230-106 AU (712233R1)	D212, D214, D217, D219
25/200-111 (715713R93)	225 VM	25/221-413 UF 10z 26x32 (715741R91)	225 LN	25/231-15 (3136858R11) Karbonlager 25/230-111 AU (716678R91)	D320, D324
25/200-112 (3139819R91)	250 VM	25/221-123 TF 10z 26x32 (3054380R91)	250 LN	25/231-15 (3136858R11) Karbonlager	D430, D432, D436, D439, D440
25/200-39 (705525R91)	10" 250 mm	25/221-39 UF 10z 23x29 (3040412R91)	10" 250 mm LN	25/231-9 (705542R91) Karbonlager Ø in. 41,5 mm 25/230-7 AU (751848R94)	B275, 276, 354
25/200-50 (709638R95)	230/280 G3	25/212-11 UF 10z 38x45 (709640R92) 25/221-50 10z 23x29 (709639R94)	230 LK 280 LN	25/231-10 70x103x21,5 (3070635R91)	
25/200-41 (3062712R94) 12mm Distanzstücke auf Gehäuse	11" 280 mm FM	25/221-41 UF 10z 23x29 (3062713R91)	280 LN	25/230-7 AU (751848R94)	B275 (⇒ 50975)

 Wir vertreiben keine Originalteile.
 Die Nummern dienen lediglich als Beschreibung.

"THE RELIABLE SERVICE"


DRUCKPLATTEN & KUPPLUNGSSCHEIBEN

Kupplung Kit: 173 / Legende : 174 / Abb. : 174-179

Kupplung		Scheibe		Ausrücklager	Schleppertyp
N°	Ø	N°	Ø		
25/200-43 (3067300R92) 6 mm Distanzstücke auf Gehäuse	11" 280 mm FM	25/221-43 TC 10z 23x29 (3074827R91)	280 LN	25/231-10 70x103x21,5 (3070635R91) 25/230-7 AU (751848R94)	B275 (50976 ⇨) 276, 354
25/200-310 (3067300R92)	280 FM	25/221-186 LN-LS 10z 23x29 (3074827R91)	280 LN	25/231-144 (3070635R91)	276, 354, 2276, 3454
25/200-111 (787514R91, 787513R91)	225 VM	25/221-118 TF 10z 25x32 (715714R91)	225 LN	25/231-15 (3136858R11) Karbonlager	322, 326
25/200-111 (787514R91, 787513R91)	225 VM	25/221-111 TF 13z 21,7x25 (787515R91)	225 LN		323
25/200-53 (3134875R91, 3216398R94, 1964053C1)	228/250 GU6	25/212-12 UF 25z 41x45 (3134885R92)	228 LK	25/231-46 80x137x42 (786533R91) 25/231-12 65x102x18 (786532R91) 25/231-14 75x115x20 (3142880R91) 25/230-9 AU (3218393R91, 3055431R91)	323, 353, 383, 423, 433, 440, 453, 533/A, 540
		25/221-53 TF 13z 22x25 Dicke 10,3 mm (1964146C1)	250 LN		
		25/221-178 TF 13z 22x25 Dicke 8,9 mm (3216399R1)	250 LN		
		25/221-53E TF-VZ 13z 22x 25 (3225978R91)	250 LN		
		25/221-54E TC-VZ 13z 22x25 (3216397R91)	250 LN		
25/200-55 (3224545R92, 1964054C1) Verstärkte Ausführung	228/250 GU6	25/212-12 UF 25z 41x45 (3134885R92)	228 LK	25/231-14 75x115x20 (3142880R91) 25/231-12 65x102x18 (786532R91) 25/230-9 AU (3218393R91)	
		25/221-55 TF 13z 21,5x25 (3224546R92)	290 LN		
		25/221-55E TF-VZ 13z 21,5x25	290 LN		
25/200-112 (3139819R91)	250 VM	25/221-112 TF 13z 21,7x25 (787516R91)	250 LN	25/231-15 (3136858R11) Karbonlager 25/230-112 AU	353, 383, 423
		25/221-112E UF-VZ 13z 21x25 (3058676R92)	250 LN		
		25/221-113 TF-VZ 13z 21x25 (787516R91)	250 LN		

 Wir vertreiben keine Originalteile.
 Die Nummern dienen lediglich als Beschreibung.

"THE RELIABLE SERVICE"


DRUCKPLATTEN & KUPPLUNGSSCHEIBEN

Kupplung Kit: 173 / Legende : 174 / Abb. : 174-179

Kupplung		Scheibe		Ausrücklager	Schleppertyp
N°	Ø	N°	Ø		
25/200-40 (3048528R91)	11" 280 mm FM	25/221-40 UF 10z 23x29 (3048529R91)	280 LN	25/231-9 (705542R91) Karbonlager Ø in. 41,5 mm 25/230-7 AU (751848R94)	374, 384, 434, 444
25/200-43 (3067300R92) 6 mm Distanzstücke auf Gehäuse		25/221-43 TC 10z 23x29 (3074827R91)	280 LN	25/231-10 70x103x21,5 (3070635R91) 25/230-7 AU (751848R94)	374, 384, B414, 434, 444
25/200-51 (3047747R93)	230/280 GA3	25/212-11 UF 10z 38x45 (709640R92) 25/221-51 TF 10z 23x29 (3108790R91) 25/221-51E TF-VZ 10z 23x29 (3108790R91)	230 LK 280 LN 280 LN		
25/200-45 (1500655C91)	11" 280 mm NV ou / or	25/221-44 TC-LR 10z 23x29 (3121506R92) 25/221-45 TC-LT 10z 23x29 (3121507R92) 25/221-46 TC-LY 10z 23x29 (3129834R1)	280 LN ou / or 280 LN ou / or 280 LN	25/231-11 60x102x20,5 (85104C92) 25/231-110 Lauftring (1970876C3) 25/230-8 AU (69844C91, 537290R91)	385, 395, 454, 474, 475, 484, 485, 495, 574, 584, 585, 595, 674, 684, 685, 695, 784, 785, 795, 884, 885, 895
25/200-46 (92602C91) Feder doppelt	11" 280 mm NV				
25/200-110 (85025C2)	310 NV	25/221-110 TC-LT 10z 23x29 (331015410, 85026C3)	310 LN		385, 474, 475, 484, 584, 595, 685, 695, 785, 795, 885, 895, 985, 995
25/200-40 (3048528R9)	11" 280 mm FM	25/221-40 UF 10z 23x29 (3048529R91)	280 LN	25/231-9 (705542R91) Karbonlager Ø in. 41,5 mm 25/230-7 AU (751848R94)	B414
25/200-43 (3067300R92) 6 mm Distanzstücke auf Gehäuse	11" 280 mm FM	25/221-43 TC 10z 23x29 (3074827R91)	280 LN	25/231-10 70x103x21,5 (3070635R91) 25/230-7 AU (751848R94)	B414 (50915 ⇨)

 Les Bestell-Nr.s des pièces sont indicatives.
 Nos pièces ne sont pas d'origine

"THE RELIABLE SERVICE"


DRUCKPLATTEN & KUPPLUNGSSCHEIBEN

Kupplung Kit: 173 / Legende : 174 / Abb. : 174-179

Kupplung		Scheibe		Ausrücklager	Schleppertyp
N°	Ø	N°	Ø		
25/200-47 (3057150R92)	280	25/221-114 TF 10z 26x32 (3057151R92)	280 LN	25/231-15 (3136858R11) Karbonlager	523, 624, 724 (⇒ 20469)
		25/221-114E TF-VZ 10z 26x32	280 LN		
25/200-47 (3057150R92)	280 VM	25/221-47 TF 10z 23x29 (3059214R94)	280 LN		523, 624, 724 (20470 ⇒) 553
		25/221-47E TF-VZ 10z 23x29	280 LN		
25/200-56 (135506A2)	280/300 GU6	25/212-32 UC 22z 41x45 (1964088C1, 135507A2, 3058404R93)	280 LK	25/231-14 75x115x20 (3142880R91) 25/231-13 65x102x27 (3147877R91) 25/230-9 AU (3218393R91)	523, 553, 554, 564, 624, 644, 654, 724, 734, 743XL, 743XLA, 744, 745XL, 745XLA, 754, 824, 834, 844S, 844XL, 844XLA, 845, 845XL
		25/212-13 UF-VZ 22z 41x45	280 LK		
		25/221-58 TC-LS 10z 23x29 (1964223C1, 3225094R3)	295 LN		
		25/221-58E TC-VZ 10z 23x29	295 LN		
		25/221-57 TF-VZ 10z 23x29 (3225950R1)	295 LN		
		25/221-115 TF-VZ 10z 23x29 (3058405R93)	280 LN		
25/200-55 (1964054C1, 3224545R92)	228/290 GU6	25/212-12 UF 25z 41x45 (3134885R92)	228 LK	25/231-14 75x115x20 (3142880R91) 25/231-12 65x102x18 (786532R91) 25/230-9 AU (3218393R91)	533, 633, 640, 733, 733A, 740
		25/221-55 TF 13z 21,5x25 (3224546R92)	290 LN		
		25/221-55E TF-VZ 13z 21,5x25	290 LN		

 Wir vertreiben keine Originalteile.
 Die Nummern dienen lediglich als Beschreibung.

"THE RELIABLE SERVICE"


DRUCKPLATTEN & KUPPLUNGSSCHEIBEN

Kupplung Kit: 173 / Legende : 174 / Abb. : 174-179

Kupplung		Scheibe		Ausrücklager	Schleppertyp
N°	Ø	N°	Ø		
25/200-116 (3404116R91, 1964055C1) Verstärkte Ausführung	228/290 GU6	25/212-33 UC 25z 41x45 (3404117R91)	228 LK	25/231-14 75x115x20 (3142880R91) 25/231-12 65x102x18 (786532R91) 25/230-9 AU (3218393R91)	633, 640, 733, 733A, 740, 833, 840, 933, 940
		25/221-55 TF 13z 21,5x25 (3224546R92)	290 LN		
		25/221-55E TF-VZ 13z 21,5x25	290 LN		
25/221-116 TC-LS 13z 21,5x25 (1964154C1)	290 LN				
25/200-49 (3145303R1)	280 VM	25/221-117 UC 10z 23-29 (3142128R91)	280 LN	25/231-15 (3136858R11) Karbonlager	644, 743, 744, 745S, 844, 844S
25/200-60 (1964057C1, 3220807R94, 135508A1, 185631A2)	310/310 GU6	25/212-36 UC-LK 22z 41x45 (1964089C1, 191260A2)	310 LK		856XL, 856XLA, 955XL, 956XL, 956XLA, 1055XL, 1056XL, 10566XLA
		25/221-60 TC-MH 10z 23x29 (191259A2, 1968356C1, 3224423R93)	310 LN		
		25/221-60E TC-LS-VZ 10z 23x29	310 LN		
25/200-59 (3141565R93, 3141044R93)	280/280 GU6	25/221-59 TC-LT 23z 44x48 (3141185R91, 3141567R93)	280 LG	25/231-14 75x115x20 (3142880R91) 25/231-13 65x102x27 (3147877R91) 25/230-11 AU (3228525R91)	946, 1046
25/221-59E UC-LT-VZ 23z 44x48	280 LG				
25/212-14 UF-LM 16z 27x30 (3141177R91)	280 LM				
		25/212-34 UF-LM 16z 27x30 Nur Druckplatten SACHS 280/295	295 LM		
25/200-119 (3146449R97)	310/310 GU6	25/221-119 TC-LT 23z 44x48 (3147053R1)	310 LG		1246
		25/212-37 UC-LT 16z 27x30 (3147057R91)	310 LM		
25/200-121 (1964061C1)	350/350 GU6	25/221-121 LG-LY 23z 44x48 (3230726R3)	350 LG		1255, 1455 Hydro Power
		25/212-38 UC-LY 16z 27x30 (1964090C1)	350 LM		

 Wir vertreiben keine Originalteile.
 Die Nummern dienen lediglich als Beschreibung.

"THE RELIABLE SERVICE"


DRUCKPLATTEN & KUPPLUNGSSCHEIBEN

Kupplung Kit: 173 / Legende : 174 / Abb. : 174-179

Kupplung		Scheibe		Ausrücklager	Schleppertyp
N°	Ø	N°	Ø		
25/200-120 (1964058C2, 1964060C2, 3226551R98, 32300985R98)	350/350 GU6	25/221-120 TC-LY 23z 44x48 (3230720R4)	350 LG	25/231-14 75x115x20 (3142880R91) 25/231-13 65x102x27 (3147877R91) 25/230-11 AU (3228525R91)	1255XL, 1255XLA, 1455XL, 1455XLA
		25/212-38 UC-LY 16z 27x30 (1964090C1)	350 LM		
25/200-308 (1984811C1, 297662A1)	280/280 GU6	25/221-184 TF 12z 34x40 (1984812C1)	280 LG	25/231-142 MS 50x82/90x22 (1966557C1) 25/231-143 MT 65x100	2120, 2130, 2140, 2150, PJ55, PJ65, PJ75, PJN55, PJN65, PJN75, PJV55, PJV65, PJV75
		25/212-39 UF 13z 18,7x22,2 (1984813C1)	280 LM		
25/200-309	280/280 GU6	25/221-185 TC-LS 12z 34x40	280 LG	25/230-308 AU (465004R91, 1966616C1)	
		25/212-39 UF 13z 18,7x22,2 (1984813C1)	280 LM		
25/200-45 (1500655C91) 25/200-46 (92602C91) Feder doppelt	11" 280 mm NV oder / of 11" 280 mm NV	25/221-44 TC-LR 10z 23x29 (3121506R92)	280 LN	25/231-11 60x102x20,5 (85104C92) 25/231-110 (1970876C3) Lauftring 25/230-8 AU (69844C91, 537290R91)	3210, 3220, 3230
		25/221-45 TC-LT 10z 23x29 (3121507R92)	280 LN		
		25/221-46 TC-LY 10z 23x29 (3129834R1)	280 LN		
25/200-110 (85025C2)	310 NV	25/221-110 TC-LT 10z 23x29 (331015410, 85026C3)	310 LN		3210, 3230, 4210, 4220, 4230, 4240
25/200-361 (5171137)	280/280 GU6	25/221-361 TF 14z 35x40 (5171053, 5155304)	280 LG	25/231-72 MS 50x82/90x22 (5122028) 25/231-38 MT 70x110x20 (24905360)	AVJ55, AVJ60, AVJ70, VJ60, VJ70, VJ80
		25/212-359 UF 10z 22x25 (5154703)	280 LM		
25/200-360 (5162897, 5162900)2	280/280 GU6	25/221-360 TC-LS 14z 35x40 (5150647)	280 LG	25/230-12 AU (28043280)	
		25/212-359 UF 10z 22x25 (5154703)	280 LM		

 Wir vertreiben keine Originalteile.
 Die Nummern dienen lediglich als Beschreibung.

"THE RELIABLE SERVICE"


DRUCKPLATTEN & KUPPLUNGSSCHEIBEN

Kupplung Kit: 173 / Legende : 174 / Abb. : 174-179

Kupplung		Scheibe		Ausrücklager	Schleppertyp	
N°	Ø	N°	Ø			
25/200-305 (132000020002, 130100160004)	280/300 GU6	25/212-162 UC-LR 24z 44x49 (132000020005)	280 LK	25/231-39 MS 65x97 (133700210065)	C42, C48, C55, C64, C70, CS48, CS52, CS58, CS63, CS68, CS75	
		25/221-179 TF 15z 25x28 (132000020004)	290 LN			25/231-153 MT 106x140 (133700210066)
		25/221-306 TC 15z 25x28 (132000020006)	290 LN			25/230-305 AU (190003310075)
25/200-307 (223807A1)	310 DF	25/221-182 TC-LS 10z 23x29 (332123A1, 341719A1, 223816A1)	305 LN	25/231-11 (85104C92)	C50, C60, C70, C80, C90, CX50, CX60, CX70, CX80, CX90, CX100	
		25/221-183 TC-MH 10z 23x29 (330732A1, 341723A1, 223808A1)	310 LN			25/231-307 (224496A1) Lauftring
25/200-305 (132000020002, 130100160004)	280/300 GU6	25/212-162 UC-LR 24z 44x49 (132000020005)	280 LK	25/231-39 MS 65x97 (133700210065)	CS68, CS75 (DBD0040001 ⇨)	
		25/221-180 TC-LS 17z 28x32 (132000020003)	290 LN			
25/200-153 (140100160002) Incl. Mitnehmerscheibe	310/330 GU6	25/212-153 UF 17z 28x32	310 LK	25/231-153 MT 106x140 (133700210066)	CS78, CS86, CS94 (⇨ DBD0010601)	
		25/221-153 TF 17z 28x32	330 LN			
25/200-306 (140100160004, 140100160014)	310/330 GU6	25/212-163 UC-LS 24z 44x49 (140100160006)	310 LK	25/230-305 AU (190003310075)	CS78, CS86, CS94 (DBD0055001 ⇨)	
		25/221-181 TC-LS 17z 28x32 (140100160005, 140100160012)	330 LN			



DRUCKPLATTEN & KUPPLUNGSSCHEIBEN

Kupplung Kit: 173 / Legende : 174 / Abb. : 174-179

Kupplung		Scheibe		Ausrücklager	Schleppertyp
N°	Ø	N°	Ø		
25/200-372 (5167933)	310/310 GU6	25/221-372 TF 16z 40x45 (5167928)	300 LG	25/231-72 MS 50x82/90x22 (5122028, 47135670)	JX70U, JX80U, JX90U, JX100U, JX1070U, JX1080U, JX1090U, JX1100U
		25/212-372 UF 10z 22x25 (5167937)	310 LM		
25/200-371 (5189875, 5167935)	310/310 GU6	25/221-371 TC-LT 16z 40x45 (5189825, 5167936)	310 LG	25/231-38 MT 70x110x20 (24905360)	
		25/212-372 UF 10z 22x25 (5167937)	310 LM	25/230-12 AU (28043280)	
25/200-351 (5189823)	310 DF	25/221-371 TC-LT 16z 40x45 (5189825, 5167936)	310 LN	25/231-351 (5166287)	
		25/221-372 TF 16z 40x45 (5167928)			
25/200-365 (5196816, 47134889)	280/280 GU6	25/221-365 TC-LS 14z 35x40 (5196887, 47134896, 47134890, 5196886)	280 LG	25/231-72 MS 50x82/90x22 (47135670)	
		25/212-365 UC 10z 22x25 (5196819, 47134882)		25/231-14 MT (5167183, 47127081)	
25/200-350 (5196770)	280 FO	25/212-365 UC 10z 22x25 (5196819, 47134882)	280	25/231-14 MT (5167183, 47127081)	
				25/230-12 AU (28043280)	
25/200-352 (5177618)	330 DV	25/221-352 TC-LS 18z 45x50 (5165650)	330	25/232-24 MV (9967339)	

 Wir vertreiben keine Originalteile.
 Die Nummern dienen lediglich als Beschreibung.

"THE RELIABLE SERVICE"


KUPPLUNGSSÄTZE

Legende : 174 / Abb. : 174-179

Satz Bestell-Nr.	Einzelkomponenten							Schleppertyp
	Druckplatte	Fahrscheibe	Kupp.scheib.	Fahrlager	Lager Zapfw.	Pilotlager	Wellendichtring	
25/200-53 KT (B507054)	25/200-53 228/250 (1964053C1)	25/221-53 (1964146C1)	LK	25/231-12 (786532R91)	25/231-14 (3142880R91)	25/230-9 (3055431R91)	25/13-16 (3138701R91)	433, 440, 533, 540
25/200-55 KT (B507055)	25/200-55 228/290 (1964054C1)	25/221-55E (3224546R92)	LK					633, 640, 733, 740
25/200-56 KT (135506A2)	25/200-56 280/300 (135506A2)	25/221-58 (1964223C1, 3225094R3)	LK	523, 553, 554, 564, 624, 644, 654, 724, 734, 743XL, 743XLA, 744, 745XL, 745XLA, 754, 824, 834, 844S, 844XL, 844XLA, 845, 845XL				
25/200-1114 KT (B507057)	25/200-56 280/300 (135506A2)	25/221-58E (3225094R3)	LK	743, 745, 844, 845				
25/200-1240 KT (B507056)	25/200-116 228/290 (1964055C1)	25/221-116 (1964154C1)	LK	833, 840, 933, 940				
25/200-202 KT (B507059)	25/200-60 310/310 (185631A2)	25/221-60 (1968356C1)	LK	856, 956, 1056				
25/200-59 KT (B507059)	25/200-59 280/280 (3141565R94)	LG	25/212-14 (3141177R91)	946, 1046				
25/200-1122 KT (B507060)	25/200-119 310/310 (3146449R97)	LG	25/212-37 (3147057R91)	1246				
25/200-1120 KT (B507061, B507062)	25/200-120 350/350 (1964058C2, 1964060C2)	LG	25/212-38 (1964090C1)	1255, 1455				
25/200-1121 KT (B507063, B507064)	25/200-121 350/350 (1964061C1)	LG		1255, 1455 Hydro-Power				
25/200-1123 KT (B50765)	25/200-308 280/280 (297662A1)	LG Organischer	25/212-39 (1984813C1)	25/231-142 (1966557C1)	25/231-143 (1966618C1)	25/230-308 (465004R91)	25/13-106 (1966693C1)	2120, 2130, 2140, 2150, PJ55, 65, 75, PJN55, 65, 75, PJV55, 65, 75
25/200-1124 KT	25/200-309 280/280	LG Cerasint.-Belag						
25/200-1241 KT (B506198)	25/200-46 280 (92602C92)	25/221-45 (3121507R92, 293248A1)	-	25/231-11 (85104C92)	-	25/230-8 (69844C91)	25/13-16 (3138701R91)	3210, 3220, 3230
25/200-1242 KT (B506200)	25/200-110 310 (85025C2)	25/221-110 (85026C3)	-	25/231-110 (1970876C3)	-			4210, 4220, 4230, 4240
25/200-1243 KT (B512444)	25/200-307 310 (223807A1)	25/221-182 (341719A1)	-	25/231-11 (85104C92)	-	25/230-9 (537290R91)	25/13-86 (218271A1, 3235723A1)	C50, C60, C70, CX50, CX60, CX70
25/200-1244 KT (B512445)		25/221-183 (341723A1)	-	25/231-307 (224496A1)	-			C80, C90, CX80, CX90, CX100
25/200-1245 KT (B512293)	25/200-305 280/300 (132000020002)	25/221-180 17z (132000020003)	LK	25/231-39 (133700210065)	25/231-153 (133700210066)	25/230-305 (190003310075)	-	CS48, CS52, CS58, CS63, CS68, CS75
25/200-1246 KT (B512294)		25/221-306 15z (132000020006)	LK				-	
25/200-1247 KT (B512172)	25/200-306 310/330 (140100160014)	25/221-181 (140100160012)	LK				-	CS78, CS86, CS94

Wir vertreiben keine Originalteile.
Die Nummern dienen lediglich als Beschreibung.




"THE RELIABLE SERVICE"



DRUCKPLATTEN & KUPPLUNGSSCHEIBEN
Legende

AU	Pilotlager	LR	4 Paar Beläge
DF	Tellerfeder, flaches Schwungrad	LS	5 Paar Beläge
FM	Flaches Schwungrad mit Druckstück	LT	6 Paar Beläge
FO	Flaches Schwungrad ohne Druckstück	LY	8 Paar Beläge
G3	3 Hebel	MH	7 Paar Beläge
GA3	Abhängig geschaltet, 3 Hebel	NV	Zapfwellenscheibe fest, tiefes Schwungrad
GU6	Unabhängig geschaltet 6 Hebel	TC	Cerasinter-Belag, gefedert
LG	Fahrscheibe getriebeseitig, eingebaut	TF	Organischer-Belag, gefedert
LK	Zapfwellenscheibe, getriebeseitig montiert	UC	Cerasinter-Belag, ungefedert
LM	Zapfwelle motorseitig, lose	UF	Organischer-Belag, ungefedert
LN	Fahrscheibe motorseitig, lose	VM	Vertieftes Schwungrad, mit Druckstück
		VZ	Preiswerte Version

Abbildungen


Wir vertreiben keine Originalteile.
 Die Nummern dienen lediglich als Beschreibung.


"THE RELIABLE SERVICE"

VIII

DRUCKPLATTEN & KUPPLUNGSSCHEIBEN

25/200-56



25/200-59



25/200-60



25/200-106



25/200-110



25/200-111



25/200-112



25/200-116



25/200-119



25/200-120



25/200-121



25/200-153



25/200-305



25/200-306



25/200-307



25/200-308




25/200-309



25/200-310



25/200-350



25/200-351



Wir vertreiben keine Originalteile.
Die Nummern dienen lediglich als Beschreibung.



"THE RELIABLE SERVICE"



DRUCKPLATTEN & KUPPLUNGSSCHEIBEN

25/200-352



25/200-360



25/200-361



25/200-365



25/200-371




25/200-372



25/212-11



25/212-12



25/212-13



25/212-14



25/212-32



25/212-33



25/212-34



25/212-36



25/212-37



25/212-38



25/212-39



25/212-162



25/212-163



25/212-359



VIII

Wir vertreiben keine Originalteile.
Die Nummern dienen lediglich als Beschreibung.



"THE RELIABLE SERVICE"



Part numbers are quoted for bestel nr. purposes only.
Our parts and accessories are not original.

DRUCKPLATTEN & KUPPLUNGSSCHEIBEN

25/212-365



25/212-372




25/221-39



25/221-40



25/221-41




25/221-43



25/221-44



25/221-45



25/221-46



25/221-47



25/221-47E



25/221-50



25/221-51



25/221-51E



25/221-53



25/221-53E




25/221-54E



25/221-55



25/221-55E



25/221-56



Wir vertreiben keine Originalteile.
Die Nummern dienen lediglich als Beschreibung.



"THE RELIABLE SERVICE"



VIII

DRUCKPLATTEN & KUPPLUNGSSCHEIBEN

25/221-57



25/221-58



25/221-58E



25/221-59




25/221-59E

NO PICTURE


25/221-60



25/221-60E



25/221-106



25/221-110



25/221-111



25/221-112



25/221-112E



25/221-113



25/221-114



25/221-114E

NO PICTURE

25/221-115




25/221-116



25/221-117

NO PICTURE

25/221-118



25/221-119



Wir vertreiben keine Originalteile.
Die Nummern dienen lediglich als Beschreibung.



"THE RELIABLE SERVICE"



VIII

DRUCKPLATTEN & KUPPLUNGSSCHEIBEN

25/221-120



25/221-121



25/221-123



25/221-178



25/221-179



25/221-180



25/221-181



25/221-182




25/221-183



25/221-184



25/221-185



25/221-186



25/221-306



25/221-352



25/221-360



25/221-361



25/221-365



25/221-371



25/221-372



25/221-413




Wir vertreiben keine Originalteile.
Die Nummern dienen lediglich als Beschreibung.



"THE RELIABLE SERVICE"



VIII

TORSIONSDÄMPFER


Bestell-Nr.	Abb.	Beschreibung	Schleppertyp	OEM
25/196-37	1	21z - 31,7x36,2	5120, 5130, 5140, 5220, 5230, 5240, 5250 Synchro Shift	A190183, A188703, A178972
25/196-38	2	24z - 36,5x41	5120, 5130, 5140, 5150, 5220, 5230, 5240, 5250 Power Shift	A190182, A188654
25/196-18	3	Ø32 Hochleistungs-Ausführung mit Umbaubeschreibung (Schwungrad muss bei 1ter Reparatur bearbeitet werden)	MX100, MX110, MX120, MX135, MX150, MX170 Power Shift	376596A1, 353266A1, 235101A1, 353194A1
25/196-17	4	13z - 38,3x45,5	MX80C, MX90C, MX100C Power Shift 7110, 7120, 7130, 7140, 7150, 7210, 7220, 7230, 7240, 7250, 8910, 8920, 8930, 8940, 8950	347952A1, 92590C2
25/196-19	5	14z - 35x40	MXM120, MXM130, MXM140, MXM155, MXM175, MXM190	47127097, 47126391
25/196-15	6	14z - 35x40	MXM135, MXM150, MXM165, MXM180	5187845
25/196-20	7	14z - 35x40	MXM175, MXM190	5185207
25/196-21	8	14z - 35x40	JX70U, JX80U, JX90U, JX100U Power shuttle	5187958
25/196-22	9	10z - 22x25	JX70U, JX80U, JX90U, JX100U	5181872
25/196-23	10	16z - 31x35	MXU100, MXU115	5196061
25/196-40	10		MXU100, MXU110	47127700
25/196-41	10		MXU115, MXU125, MXU135	47127699

Wir vertreiben keine Originalteile.
Die Nummern dienen lediglich als Beschreibung.



"THE RELIABLE SERVICE"



KUPPLUNGSEIL



Bestell-Nr.	Beschreibung	Länge	Schleppertyp	OEM
25/198-18	Antriebs- oder Zapfwelle	960 mm	743XL, 745XL, 844XL, 845XL, 856XL, 955XL, 956, 956XL, 1055XL, 1056, 1056XL	3404859R1, 3234644R1
25/198-19	Antriebswelle	735 mm	1255XL, 1455XL	3401658R1, 3404860R1
25/198-20	Zapfwelle	933 mm	1255XL, 1455XL	3401659R1, 3404861R1
25/198-22	Antriebswelle	645 mm	955, 956, 956XL, 1055, 1056, 1056XL	3224256R3
25/198-23	Zapfwelle	990 mm	955, 956, 956XL, 1055, 1056, 1056XL	3220837R2
25/198-24	Antriebswelle	430 mm	CS48, CS58 (⇒ 20232)	1-34-643-128
25/198-25	Antriebswelle	764 mm	CS48, CS58 (20233 ⇒) CS52, CS63	1-34-543-580
25/198-26	Antriebs- oder Zapfwelle	1150 mm	CS78, CS86, CS94	1-34-643-170, 1-34-643-039, 1-34-643-139
25/198-27	Antriebs- oder Zapfwelle	740 mm	CS68, CS75	1-34-543-558, 1-34-543-520

Wir vertreiben keine Originalteile.
Die Nummern dienen lediglich als Beschreibung.



"THE RELIABLE SERVICE"



KUPPLUNGSGEBER - & NEHMERZYLINDER



Hauptzylinder	Abb.	Reparatursatz	Nehmerzylinder	Abb.	Reparatursatz	Schleppertyp
25/226-4 (3129807R92)	1	25/227-4 (N7602, 80327C91)	25/228-4 (3129799R92)	2	25/229-4 (80318C91)	485XL, 495XL, 585, 585XL, 595, 595XL, 685, 685XL, 695, 695XL, 785XL, 795XL, 885, 885XL, 895, 895XL, 995, 995XL, 3210, 3220, 3230, 4210, 4220, 4230, 4240 CX50, CX60, CX70, CX80, CX90, CX100 (⇒ JJE1014494)
25/226-25 (1-33-123-004)	3		25/228-25 (1-31-723-101)	4		CS110, CS120, CS130, CS150
25/226-26 (321288A1)	5		25/228-26 (394467A1)	6		CX50, CX60, CX70, CX80, CX90, CX100 (JJE1014495 ⇒)
			25/228-5 (5177914)	7	25/229-5 (9960040)	MXM120, MXM130, MXM140

Wir vertreiben keine Originalteile.
Die Nummern dienen lediglich als Beschreibung.



"THE RELIABLE SERVICE"




ZAPWELLEN- & LAMELLENKUPPLUNGEN


Satz	Beschreibung	1 Feder	2 Reibscheibe	3 Zwischen- scheibe	4 O-Ring	O-Ring	Schleppertyp
25/309-4 (534936R93)	Zapfwellen- Kupplungs-Satz		6x 25/317-14 (401716R3) 45z	4x 25/316-17 (401717R1) 4 Nocken	1x 25/306-4 (401724R1)	1x 25/306-5 (402571R1)	238, 248, 258, 268, 288, 385, 395, 484, 485, 485XL, 495, 495XL, 584, 585, 585XL, 595, 595XL, 684, 685, 685XL, 695, 695XL, 784, 785, 785XL, 795, 795XL, 884, 885, 885XL, 895, 895XL, 995, 995XL, 3210, 3220, 3230, 4210, 4220, 4230, 4240, C50, C60, C70, C80, C90, CX50, CX60, CX70, CX80, CX90, CX100
25/309-8 (534937R92)			8x 25/317-15 (3125322R2) 45z	6x 25/316-17 (401717R1) 4 Nocken	2x 25/306-4 (401724R1)	2x 25/306-3 (401723R1)	238, 248, 258, 268, 278, 288, 385, 395, 454, 484, 485, 495, 495XL, 584, 585, 595, 595XL, 684, 685, 695, 695XL, 784, 785, 795, 795XL, 885, 895, 895XL, 995, 995XL, 2400, 2500, 3210, 3220, 3230, 4210, 4220, 4230, 4240, C50, C60, C70, C80, C90
25/309-7 (66193C91)	Zapfwellen- Kupplungs-Satz	6x 25/314-3 (66182C1)	5x 25/317-14 (401716R3) 45z	8x 25/316-15 (66188C1) 6 Nocken	1x 25/306-4 (401724R1)	1x 25/306-3 (401723R1)	238, 248, 258, 268, 278, 288, 385, 395, 454, 464, 474, 475, 484, 485, 485XL, 495, 495XL, 574, 584, 585, 585XL, 595, 595XL, 674, 684, 685, 685XL, 695, 695XL, 784, 785, 785XL, 795, 795XL, 885, 885XL, 895, 895XL, 995XL, 2400, 2500, 3210, 3220, 3230, 4210, 4220, 4230, 4240, C50, C60, C70, CX50, CX60, CX70
25/309-6 (3125257R91)			6x 25/317-15 (3125322R2) 45z	5x 25/316-16 (3125147R1) 6 Nocken			238, 248, 258, 268, 288, 395, 495, 495XL, 595, 595XL, 685, 685XL, 695, 695XL, 785, 785XL, 795, 795XL, 884, 885, 885XL, 895, 895XL, 995, 995XL, 3210, 3220, 3230, 4210, 4220, 4230, 4240, C80, C90, C100, CX80, CX90, CX100
25/309-5 (534934R92)			4x 25/314-4 (401715R1)	4x 25/317-14 (401716R3) 45z			6x 25/316-17 (401717R1) 4 Nocken

Wir vertreiben keine Originalteile.
Die Nummern dienen lediglich als Beschreibung.


"THE RELIABLE SERVICE"


SCHEIBEN FÜR ZAPFWELLENKUPPLUNG



Reibscheibe	Abb.	Zwischenscheibe	Abb.	Schleppertyp
25/317-57 (A188946) 40z	1	25/316-57 (A175806) 26z	2	5120, 5130, 5140, 5150, 5220, 5230, 5240, 5250
				MX80C, MX90C, MX100C, MX100, MX110, MX120, MX135, MX150, MX170
25/317-60 (120697C2) 45z	3	25/316-60 (120699C1) 6z	4	5088, 5288, 5488, 7110, 7120, 7130, 7140, 7150
25/317-58 (1285975C2)	5	25/316-58 (1285974C1) 8z	6	7110, 7120, 7130, 7140, 7150, 7210, 7220, 7230, 7240, 7250, 8910, 8920, 8930, 8940, 8950, MX180, MX200, MX210, MX220, MX230, MX240, MX255, MX270, MX285
25/317-61 (381490R4) 52z	7	25/316-61 (381489R3)	8	7110, 7120, 7210, 7220, 7230, 7240, 7250, 8910, 8920, 8930, 8940, 8950
25/317-59 (1997907C1)	9	25/316-59 (128114A1) 6z	10	7210, 7220, 7230, 7240, 7250, 8910, 8920, 8930, 8940, 8950, MX180, MX200, MX210, MX220, MX230, MX240, MX255, MX270, MX285

FALTENBALG ZUM GRUPPENSCHALTHEBEL

Bestell-Nr.	Schleppertyp	OEM	Abb.
25/551-19	2120, 2130, 2140, 2150, PJ55, PJ65, PJ75, PJN55, PJN65, PJN75 PJV55, PJV65, PJV75	1967581C1	

Wir vertreiben keine Originalteile.
Die Nummern dienen lediglich als Beschreibung.



"THE RELIABLE SERVICE"



ZAPFWELLE



Bestell-Nr.	Beschreibung	Schleppertyp	OEM	Abb.
25/303-84 25/305-84 Wellendichtring	6 Nuten / 1 ^{3/8} ” 27 Zähne / Lg : 244 mm 540 U/min	238, 248, 258, 268, 278, 288, 385, 395, 484, 485, 485XL, 495, 495XL, 584, 585, 585XL, 595, 595XL, 684, 685, 685XL, 695, 695XL, 784, 785, 785XL, 795, 795XL, 884, 885, 885XL, 895, 895XL, 995, 995XL, 3210, 3220, 3230, 4210, 4220, 4230, 4240, C50, C60, C70, C80, C90, CX50, CX60, CX70, CX80, CX90	1500087C1, 1502057C1 385766R91	
25/303-97 25/305-97 Wellendichtring	6 Nuten / 1 ^{3/8} ” 32 Zähne / Lg : 217 mm 540 U/min	644, 743, 743XL, 744, 745S, 745XL, 844, 844S, 844XL, 845, 845XL, 856XL, 955, 955XL, 956, 956XL, 1055, 1055XL, 1056, 1056XL	3402751R1, 3221942R1	
25/303-110 25/355-2 Wellendichtring	* Nuten / 1 ^{3/8} ” * Zähne / Lg : * mm 540-1000 U/min	946,1046,1246,1255,1255XL,1455, 1455XL	3217583R2	No Picture
25/303-111 25/305-111 Wellendichtring	* Nuten / 1 ^{3/8} ” * Zähne / Lg : * mm 540-1000 U/min	1255,1255XL,1455,1455XL	3404066R1 3234526R1	No Picture
25/303-30 25/305-45 Wellendichtring 65x110x11mm	6-21 Nuten / 1 ^{3/8} ” 32 Zähne / Lg : 228 mm 540-1000 U/min	5120, 5130, 5140, 5150, MX80C, MX90C, MX100C, MX100, MX110, MX120, MX135, MX150, MX170	226823A1, 1995034C1 A175136	
25/303-47 25/305-18 Wellendichtring	6 Nuten / 1 ^{3/8} ” 12 Zähne / Lg : 310 mm 540 U/min	AVJ55, AVJ60, AVJ70	4959916 5107905	
25/303-81 25/305-81 Wellendichtring	6 Nuten / 1 ^{3/8} ” 8 Bohrungen / Lg : 136 mm 540 U/min	CS100, CS110, CS120, CS130, CS150, CVX120, CVX130, CVX150, CVX170, CVX1135, CVX1145, CVX1155, CVX1170, CVX1190	133000270156 190003070116	
25/303-49 25/305-49 55x80x10/8 25/305-20 68x90x10 Wellendichtring	6 Nuten / 1 ^{3/8} ” 3 Bohrungen / Lg : 129 mm 540 U/min	JX55, JX60, JX65, JX70, JX75, JX80, JX85, JX90, JX95, JX1060C, JX1070C, JX1070N, JX1070U, JX1075C, JX1075N, JX1080U, JX1085C, JX1090U, JX1095C, JX1095N, MXM135, MXM150, MXM165, MXM180, VJ60, VJ70, VJ80	5149243, 5185602 5119203 5112290	
25/303-50 25/305-49 55x80x10/8 25/305-20 68x90x10 Wellendichtring	21 Nuten / 1 ^{3/8} ” 3 Bohrungen / Lg : 129 mm 1000 U/min		5149242, 5185601 5119203 5112290	
25/303-48 25/305-19 Wellendichtring	6 Nuten / 1 ^{3/8} ” 14 Zähne / Lg : 263 mm 540 U/min	JX65, JX70, JX95, JX70U, JX80U, JX90U, JX1070U, JX1080U, JX1090U, VJ60, VJ70, VJ80	5109726 5111518	

Wir vertreiben keine Originalteile.
Die Nummern dienen lediglich als Beschreibung.


“THE RELIABLE SERVICE”


TROMMELBREMSE


Schleppertyp	Abb.	Beschreibung	Schleppertyp	OEM
25/403-13	1	Fussbremse - Breite = 80 mm (Backenpaar)	1255, 1255XL, 1455, 1455XL	3233401R1
25/403-14	2	Handbremse - Breite = 30 mm (Backenpaar)	946, 1046, 1246, 1255, 1255XL, 1455, 1455XL	1964167C1
22/403-21	2	Handbremse - Breite = 40 mm (Backenpaar)	1255, 1255XL, 1455, 1455XL	1964185C1
25/421-22	3-2	Belagsatz - 4 St. incl. Nieten 30x200x4mm	D212, D214, D215, D217, D219 (Fußbremse)	713371R2

SCHEIBENBREMSE (TROCKEN)


1	2	3	Schleppertyp
Druckplatte	Reibscheibe	Bremsbeläge	
		3-1 25/421-23 (8 St.) (713255R93) 127x70x5mm	DED-3, DGD-4, D320, D322, D324, D326, D430, D432
		3-1 25/421-21 (4 St.) 127x70x4,50mm	135, 137, 240
1-1 25/417-16 (165mm) (786460R12, 786460R21)	25/420-16 (165mm) (3134664R91, 3058855R91, 395161R91, 3064170R91)	3-1 25/421-16 (4 St.) (3134667R1, 3134496R91, 3040152R92) 165x90x5mm	238, 276, 354, 364, 374, 384, B414, 434, 444, 2276, 2300, 2350, 3434
1-2 25/417-50 (165mm) (3223926R91)	25/420-15 (143mm) (704422R93, 704422R92, 3134666R92, 3134666R93)	3-1 25/421-15 (4 St.) (3134668R3, 3134497R91) 140x86x5mm	323, 353, 383, 423, 433, 453, 533, 633, 733, 833
1-1 25/417-15 (143mm) (786459R1)			
1-2 25/417-51 (178mm) (3230159R91)	25/420-17 (178mm) (35/41) (131786A1, 3229907R1, 1964156C1)	3-1 25/421-17 (4 St.) (3134669R2) 176x100x4,60mm	433, 440, 533, 540, 633, 640, 733, 740, 833, 840, 940
1-1 25/417-1 (178mm) (787004R22)	25/420-13 (178mm) (48/56) (3134665R91, 3134665R92)		523, 553, 624, 654, 724, 824
1-2 25/417-20 (200mm) (3142883R94)	25/420-14 (200 mm) (131787A1, 3225582R91)	3-1 25/421-18 (4 St.) 199x126x4,50mm	644, 743, 743XL, 744, 745S, 745XL, 844, 844S, 844XL, 845

Wir vertreiben keine Originalteile.
Die Nummern dienen lediglich als Beschreibung.


"THE RELIABLE SERVICE"


KARDANBREMSE

Bremsklötze	Beschreibung	Schleppertyp	Abb.
25/412-17 (1964205C1, 3401146R1, 3401145R1)	Satz 2 Bremsklötze A = 65 mm B = 78 mm C = 32 mm	1255, 1255XL, 1455, 1455XL (⇒ 12/84)	
25/412-27 (1964139C1)	Satz 2 Bremsklötze A = 68 mm B = 98 mm C = 39 mm	1255, 1255XL, 1455, 1455XL (01/85 ⇒)	

SCHEIBENBREMSE (ÖLBAD)



1	2	3	
Druckplatte	Reibscheibe	Zwischenscheibe	Schleppertyp
25/417-10 (5129473)	25/422-13 (5159830)	25/423-4 (5119327)	AVJ55, AVJ60, AVJ70, VJ60, VJ70, VJ80
25/417-61 (133000340015)	25/422-61 (155700340044)	25/423-61 (133000340022)	CS78, CS86, CS94
	25/422-62 (133000340016)		CS100, CS110, CS120, CS130, CS150 (04/00 ⇒)
	25/422-31 (155700340029)	25/423-15 (155700340030)	CS110, CS120, CS130, CS150 (⇒ 03/00)
25/417-61 (133000340015)	25/422-62 (133000340016)	25/423-61 (133000340022)	CVX120, CVX130, CVX150, CVX170, CVX1135, CVX1145, CVX1155, CVX1170, CVX1190
	25/422-13 (5159830)	25/423-4 (5119327)	JX55, JX60, JX65, JX70, JX75, JX80, JX85, JX90, JX95

Wir vertreiben keine Originalteile.
 Die Nummern dienen lediglich als Beschreibung.



"THE RELIABLE SERVICE"



BREMSSCHEIBE, KOLBEN & DICHTUNG (ÖLBAD)


1	2	3	4	5	
Druckplatte	Bremsscheibe	Zwischenscheibe	O-Ring	Wellendichtring	Schleppertyp
25/417-63 (114621C1, 399737R1, 399737R2, 193373A1)	25/422-63 (114622C1, 114622C2, 114619C1, 399734R1) Ø 260 mm - 15z	25/423-10 (399736R1, 399736R2, 399736R3) Scheibe	25/416-8 (238-6267, 21472R1) Ø 209mm 25/416-9 (238-5367, 14482980) Ø 184mm 25/416-36 (238-6274, 343932R1)		238, 248, 258, 268, 278, 288, 385, 395, 454, 464, 474, 475, 484, 485, 485XL, 495, 495XL, 574, 584, 585, 585XL, 595, 595XL, 674, 684, 685, 685XL, 695, 695XL, 784, 785, 785XL, 795, 795XL, 884, 885, 885XL, 895, 895XL, 995, 995XL, 2400, 2500
25/417-24 (3223252R7, 3223252R6)	25/422-64 (3145546R92, 3145546R91) Ø 226 mm - 10z	25/423-8 (3145548R2, 3145548R1) Platte	25/416-7 (3230853R1 + 3230854R1)	25/429-24 46x65x13 (3058107R91, 3058107R92)	743, 743XL, 744, 745S, 745XL, 844, 844S, 844XL, 845, 845XL, 856XL
25/417-46 (3402717R2, 3402717R1)	25/422-65 (3220450R94, 3220450R91) Ø 255 mm - 10z	25/423-46 (3220455R2, 3220455R1) Platte		25/429-46 (3402794R1)	955, 955XL, 1055, 1055XL 956, 956XL, 1056, 1056XL
25/417-63 (114621C1, 399737R1, 399737R2, 193373A1)	25/422-63 (114622C1, 114622C2, 114619C1, 399734R1) Ø 260 mm - 15z	25/423-10 (399736R1, 399736R2, 399736R3) Scheibe	25/416-8 (238-6267, 21472R1) Ø 209mm 25/416-9 (238-5367, 14482980) Ø 184mm 25/416-36 (238-6274, 343932R1)		3210, 3220, 3230, 4210, 4220, 4230, 4240
25/417-49 (123938A1)	25/422-66 (A190067, 351175A1) Ø 300 mm - 16z	25/423-27 (1995365C1) Platte	25/416-27 (238-5277) 25/416-28 (238-5273)		5120, 5130, 5140, 5150, 5220, 5230, 5240, 5250
25/417-55 (120490C1, 1997422C1)	25/422-67 (120488C2) Ø 305 mm - 18z	25/423-55 (120486C1) Scheibe			5088, 5288, 5488, 7288, 7488
		25/423-56 (139189C1) Scheibe	25/416-55 (238-5264)		7110, 7120, 7130, 7140, 7150
		25/423-55 (120486C1) Scheibe	25/416-56 (238-5278)		7210, 7220, 7230, 7240, 7250, 8910, 8920
					8930, 8940, 8950

 Wir vertreiben keine Originalteile.
 Die Nummern dienen lediglich als Beschreibung.

"THE RELIABLE SERVICE"


BREMSSCHEIBE, KOLBEN & DICHTUNG (ÖLBAD)


1	2	3	4	5	
Druckplatte	Bremsscheibe	Zwischenscheibe	O-Ring	Wellendichtring	Schleppertyp
25/417-63 (114621C1, 399737R1, 399737R2, 193373A1)	25/422-63 (114622C1, 114622C2, 114619C1, 399734R1) Ø 260 mm - 15z	25/423-10 (399736R1, 399736R2, 399736R3) Scheibe	25/416-8 (238-6267, 21472R1) Ø 209mm 25/416-9 (238-5367, 14482980) Ø 184mm 25/416-29 (191299A1)		C50, C60, C70, C80, C90, CX50, CX60, CX70, CX80, CX90, CX100
	25/422-14 (5184313) Ø 260 mm - 14z	25/423-5 (5191349) Platte	25/416-30 (5105534) 25/416-31 (5105536) 25/416-31 (5105536) 25/416-34 (5158115)		JX70U, JX1070U JX80U, JX90U, JX100U, JX1080U, JX1090U, JX1100U
	25/422-68 (5180633)		25/416-30 (5105534) 25/416-31 (5105536)		JX1060C, JX1060V, JX1070C, JX1070N, JX1070V, JX1075C, JX1075N, JX1075V, JX1095N, JX1095V
25/417-49 (123938A1)	25/422-66 (A190067, 351175A1) Ø 300 mm - 16z		25/416-27 (238-5277) 25/416-28 (238-5273)		MX80C, MX90C, MX100C, MX100, MX110, MX120, MX135
25/417-55 (120490C1, 1997422C1)	25/422-67 (120488C2) Ø 305 mm - 18z	25/423-55 (120486C1) Scheibe			MX150, MX170, MX180, MX200, MX210, MX220, MX230, MX240, MX255, MX270
	25/422-32 (47126359)	25/423-28 (5152350)	25/416-32 (5165511) Ø259,6x266,4x3,4		MXM120, MXM130, MXM140, MXM155
	25/422-18 (5154521) Ø 325 mm - 14z		25/416-33 (5165512) Ø329,6x336,4x3,4		MXM135, MXM150, MXM165, MXM180

Wir vertreiben keine Originalteile.
 Die Nummern dienen lediglich als Beschreibung.



"THE RELIABLE SERVICE"



HANDBREMSE


Bestell-Nr.	Abb.	Beschreibung	Schleppertyp	OEM
25/324-4	1	Handbremsband Ø 168 mm	248, 258, 268, 278, 385, 395, 454, 464, 474, 475, 484, 485, 485XL, 495, 574, 584, 585, 585XL, 595, 674, 684, 685, 685XL, 695, 784, 785, 785XL, 884, 885, 885XL, 995, 2400, 2500	1971050C1, 401992R3
25/324-17	2	Handbremsband Ø 310 mm	53, 644, 654, 724, 743, 743XL, 744, 745S, 745XL, 824, 844, 844S, 844XL, 845, 845XL, 955, 955XL, 956, 956XL, 1055, 1055XL, 1056, 1056XL	1964072C1, 3057407R21
25/400-11	3	Trommel		3059186R2, 3059186R3
25/417-60	4	Druckplatte		A158090
25/422-59	5	Bremsscheibe Ø 142 mm - 16z	5120, 5130, 5140, 5150 (30 km/h) 5220, 5230, 5240, 5250	1341170C1
25/423-59	6	Zwischenscheibe Ø 148 mm		1341163C3
25/422-60	5	Bremsscheibe Ø 144 mm - 16z	5120, 5130, 5140, 5150 (40 km/h)	1345726C1
25/417-60	4	Druckplatte		A158090
25/7700-1	7	Bremsscheibe Ø 111 mm - 21z		5118101
25/7701-2	8	Einfacher Bremsklotz	JX55, JX60, JX65, JX70, JX70U, JX75, JX80, JX80U, JX85, JX90, JX90U, JX95, JX100U	5118095
25/7702-2	9	Doppelter Bremsklotz		5118100
25/417-60	4	Druckplatte		A158090
25/422-60	5	Bremsscheibe Ø 144 mm - 16z	MX80C, MX90C, MX100C, MX100, MX110, MX120, MX135, MX150, MX170	1345726C1
25/423-59	6	Zwischenscheibe Ø 148 mm		1341163C3
25/7700-5	7	Bremsscheibe		5146036
25/7701-1	8	Einfacher Bremsklotz	MXM120, MXM130, MXM140, MXM155 (⇒ C4806) MXM135, MXM150, MXM165, MXM180	5158120
25/7702-1	9	Doppelter Bremsklotz		5158123










Wir vertreiben keine Originalteile.
Die Nummern dienen lediglich als Beschreibung.



"THE RELIABLE SERVICE"



BREMSZYLINDER

Geberzylinder	Abb.	Reparatursatz	Nehmerzylinder	Abb.	Schleppertyp
25/410-15 (1287843C91, 1287843C92)		25/411-13 (1288228C1)			238, 248, 258, 268, 288, 385, 395, 485, 495, 585, 595, 685, 695, 785, 795, 885, 895, 995
25/410-16 (1971138C1)					238, 248, 258, 268, 288, 395, 495, 595, 695, 795, 895
25/410-14 (527542R91, 527542R92)		25/411-14 (3125824R1)			248, 258, 268, 278, 385, 454, 464, 474, 475, 484, 485, 574, 584, 585, 674, 684, 685, 784, 785, 884, 885, 2400, 2500
25/410-12 (1287734C92, 226301A1, 1287846C91, 1287734C91, 102027A1)		25/411-12 (1288229C1)			495XL, 585, 595, 595XL, 685, 695, 695XL, 743XL, 744XL, 745XL, 795XL, 844XL, 845XL, 856XL, 885, 895, 895XL, 995, 995XL
25/410-13 (3129643R91)					485XL, 585XL, 685XL, 785XL, 856XL, 885XL
25/410-60 (3145559R91)		25/411-60 (3220707R91)			644, 743, 744, 745S, 844, 844S, 845
25/410-8 (3141682R92)			25/413-9 (3141932R91)		946, 1046, 1246
		25/411-9 (3232098R91) Inkl. Kolben			955, 956, 956XL, 1055, 1056, 1056XL
			25/413-11 (3401367R1)		1255, 1455











Wir vertreiben keine Originalteile.
Die Nummern dienen lediglich als Beschreibung.



"THE RELIABLE SERVICE"



BREMSZYLINDER

Geberzylinder	Abb.	Reparatursatz	Nehmerzylinder	Abb.	Schleppertyp
25/410-62 (1287844C91)			25/413-11 (3401367R1)		1255XL, 1455XL
25/410-15 (1287843C91, 1287843C92)		25/411-13 (1288228C1)			3210, 3220, 3230, 4210, 4220, 4230, 4240
25/410-12 (1287734C92, 226301A1, 1287846C91, 1287734C91, 102027A1)		25/411-12 (1288229C1)			3210, 3220, 3230, 4210, 4220, 4230, 4240
25/410-15 (1287843C91, 1287843C92)		25/411-13 (1288228C1)			5120, 5130, 5140, 5150, 5220, 5230, 5240, 5250
25/410-63 (1-33-135-155, 1-33-135-418) Ø 22mm		25/411-63 (1-33-735-020) Ø 22mm	25/413-62 LH (155700340049)		CS78, CS86, CS94
			25/413-63 RH (155700340050)		CS100, CS110, CS120, CS130, CS150
					CVX120, 130, 150, 170, 1135, 1145, 1155, 1170, 1190
25/410-12 (1287734C92, 226301A1, 1287846C91, 1287734C91, 102027A1)		25/411-12 (1288229C1)			CX50, CX60, CX70, CX80, CX90, CX100
25/410-64 (82018664, 82006194)					JX70U, JX80U, JX90U, JX100U, MXM120, 130, 135, 140, 150, 155, 165, 180
25/410-12 (1287734C92, 226301A1, 1287846C91, 1287734C91, 102027A1)		25/411-12 (1288229C1)			MX80C, MX90C, MX100C, MX100, MX110, MX120, MX135

Wir vertreiben keine Originalteile.
Die Nummern dienen lediglich als Beschreibung.



"THE RELIABLE SERVICE"



BOWDENZÜGE ZUR BREMSANLAGE

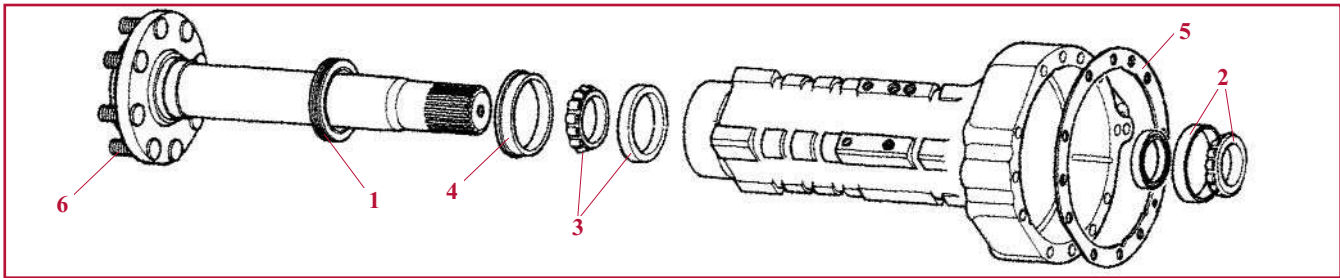
Bestell-Nr.	Beschreibung	Länge	Schleppertyp	OEM
25/409-51		415 mm	248, 258, 268, 278, 385, 395, 484, 485, 495, 584, 585, 595, 684, 685, 695, 784, 785, 884, 885, 995	3129788R1, 3129788R2
25/409-15	Mit Super de Luxe Kabine	925 mm	248, 258, 268, 278, 385, 484, 485, 584, 585, 684, 685, 784, 785, 884, 885	1500021C1, 3123901R1
25/409-52			440, 533, 540, 633, 640, 733, 740, 833, 840, 940	98362C1, 98362C2
25/409-53		1200 mm	743XL, 745XL, 844XL, 845XL, 955XL, 956, 956XL, 1055XL, 1056, 1056XL	3232912R1, 3232912R3
25/409-54			844XL, 845XL, 856XL, 956XL, 1056XL	3405629R91
25/409-29		865 mm	3210, 3220, 3230, 4210, 4220, 4230, 4240	134779A1, 118777A2
25/409-55		1312 mm	5120, 5130, 5140, 5150, 5220, 5230, 5240, 5250	1531948C1
25/409-56			7110, 7120, 7130, 7140, 7210, 7220, 7230, 7240, 7250	1975287C1
25/409-57	Rechts	1610 mm	CS78, CS86, CS94	1-34-643-061
25/409-58	Links	675 mm		1-34-643-062
25/409-60		1385 mm	MX80C, MX90C, MX100C, MX100, MX110, MX120, MX135	220448A5, 220448A6

Wir vertreiben keine Originalteile.
 Die Nummern dienen lediglich als Beschreibung.



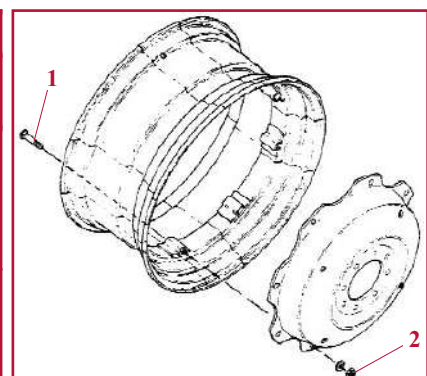
"THE RELIABLE SERVICE"



HINTERACHSE


1	2	3	4	5	6	
Dichtring	Lager aussen	Lager innen	Dichtring	Dichtung	Bolzen	Schleppertyp
25/371-13 (105471C1) 92x122x9.5 mm	25/372-18 (384695R91)	25/372-19 (972467R91)	25/376-8 (530102R91) 70x89x9 mm		25/440-6 (3047576R2) 5/8" UNF 40 mm	238, 258, 268, 278, 288, 395, 474, 485XL, 495XL, 574, 584, 585, 595, 674, 684, 685, 695, 784, 785, 795, 884, 885, 895, 995, 4210, 4220, 4230, 4240, C70, C80, C90, CX70, CX80, CX90, CX100
25/371-10 (703915R1) 63x80x10 mm Filzring	25/372-12 (3114947R91)	25/372-13 (3114946R91)		25/385-3 (703913R3)	25/440-7 (404341R3) 5/8" UNF 50 mm	275, 276, 354
25/371-11 (3069987R91) Wellendichtring		25/372-14 (3106877R91)			25/441-7 (3047575R3) 5/8" UNF Mutter	374, 384, 414, 434, 444
25/371-14 (713172R1) 65x85x8 mm Filzring		25/372-15 (3216105R91, 3216036R91)			25/385-5 (711193R1)	25/440-9 (3399467R1) M18x1.5 55 mm
25/371-15 (711199R1) 65x85x13 mm Wellendichtring			25/441-8 (98782C1) M18x1.5 Mutter			
25/371-16 (3145061R91) 90x130x13 mm	25/372-20 (712794R91)	25/372-21 (1964142C1)			25/441-9 (3230348R3) Unterlegscheibe	644, 743XL, 744, 745XL, 844, 844S, 844XL, 845, 845XL, 856
25/371-17 (3220032R91) 115x140x13 mm	25/372-23 (3220034R93)	25/372-20 (712794R91)				955, 956, 1055, 1056
	25/372-22 (3134990R91)	25/372-22 (3134990R91)				1046, 1246, 1255, 1255XL, 1455, 1455XL

1		2		Schleppertyp
Bolzen	Abb.	Mutter	Abb.	
25/442-3 (406951R1, 406951R2) 5/8" UNF 70 mm		25/443-3 (406953R1) 5/8" UNF		238, 248, 258, 268, 278, 354, 364, 374, 384, 385, 444, 454, 474, 475, 484, 485, 485XL, 574, 584, 585, 585XL, 674, 684, 685, 685XL, 784, 785, 785XL, 884, 885, 885XL, H84
25/442-2 (703929R1) 5/8" UNF 70 mm				276, 354, 364, 374, 434, 444, B275, B414



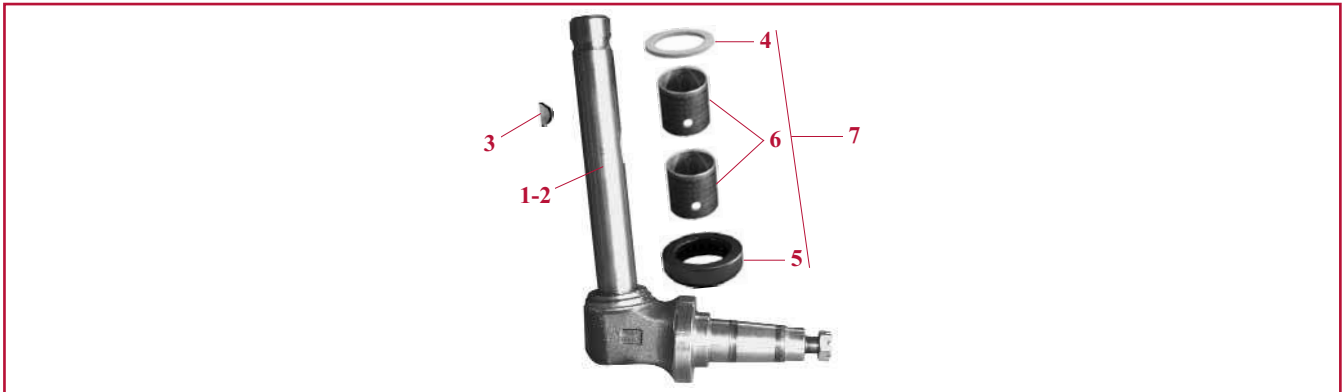
Wir vertreiben keine Originalteile.
Die Nummern dienen lediglich als Beschreibung.



"THE RELIABLE SERVICE"



VORDERACHSTEILE 2 WD



1	3	4	5	6	7	
Achsschenkel	Keile	Dichtung	Drucklager	Buchse	Reparatursatz	Schleppertyp
			25/479-13 (39862D) 35x67x19.5	25/477-13 (40090D)	25/475-16	238, 276, 354, 364, 374, 384, 434, 2300, 2350
25/470-66 (3121261R91) Lg=285mm-Ø45mm	25/2830-150 (117997)	25/476-12 (15943DA) 56x76x9	25/479-14 (527295R91) 44.5x68.x17	25/477-14 (358958R2) 42.5x46x50	25/475-17	Spurverstellachse 52-77" 268, 278, 288, 485XL, 584, 585, 585XL, 684, 685, 685XL, 695, 695XL, 784, 785, 785XL, 795, 795XL, 884, 885, 885XL, 895, 895XL, 995, 995XL, 3230, 4210, 4220, 4230, 4240, C70, C80, C90, CX70, CX80, CX90, CX100, MX80C, MX90C, MX100C
25/470-67 (3121270R91) Lg=210mm -Ø45mm						Spurverstellachse 52-77" 238, 248, 258, 385, 395, 454, 474, 475, 484, 485, 485XL, 495, 495XL, 574, 584, 585, 585XL, 595, 595XL, 674, 685, 695, 885, 895, 995, 2400, 2500, 4210, 4220, 4230, 4240
25/470-69 (527292R92) Lg=388mm-Ø35mm						Verstärkte Spurverstellachse 52-82" 238, 248, 258, 268, 288, 385, 395, 454, 475, 484, 485, 485XL, 495, 495XL, 574, 584, 585, 585XL, 595, 595XL, 674, 685, 685XL, 695, 695XL, 795, 895, 995, 2400, 2500, 3210, 3220, 3230, 4210, 4220, 4230, 4240, C50, C60, C70, C80, C90, CX50, CX60, CX70, CX80, CX90, CX100
25/470-68 (405840R12) Lg=308mm-Ø35mm						
25/470-70 (67526C91) Lg=388mm-Ø45mm						
25/470-71 (67535C91) Lg=308mm-Ø45mm						
		25/476-22 (1288410166) 57,2x5,7		25/477-60 (133700410213)	25/475-47	C42, CS48, CS52, CS58, CS63, CS68, CS78

1 25/470-66	1 25/470-67	1 25/470-68	1 25/470-69	1 25/470-70	1 25/470-71	3 25/2830-150
4 25/476-12	4 25/476-22	5 25/479-13	5 25/479-14	6 25/477-13	6 25/477-14	6 25/477-60

Wir vertreiben keine Originalteile.
Die Nummern dienen lediglich als Beschreibung.



"THE RELIABLE SERVICE"



VORDERACHSTEILE 2 WD


1	2	4	5	6	7	
Achsschenkel Links	Achsschenkel Rechts	Dichtung	Drucklager	Buchse	Reparatursatz	Schleppertyp
25/470-75 (3405599R1, 3405601R1) Lg=250mm Ø40mm	25/471-75 (3405600R1, 3405602R1) Lg=250mm Ø40mm	25/476-13 (3131033R1) 40x54x8	25/479-15 (3057058R91) 40.25x61x7.8	25/477-16 (3057051R1, 3405571R1) 40x45x61	25/475-19	Starre Achse & Spurverstellachse 644, 743, 743XL, 744, 745S, 745XL, 844, 844S, 844XL, 845, 845XL, 856XL, 946S, 956, 956XL, 1046, 1056, 1056XL, 1246
25/470-76 (3405613R1, 3405615R1) Lg=300mm Ø40mm	25/471-76 (3405614R1, 3405616R1) Lg=300mm Ø40mm					
25/470-77 (3405617R1, 3405619R1) Lg=380mm Ø40mm	25/471-77 (3405618R1, 3405620R1) Lg=380mm Ø40mm					
				25/477-62 (3405568R1) 40x60x8.5	25/475-20	Starre Achse 323, 353, 383, 423, 433, 433E, 433V, 453, 533E, 533V, 633E, 633V, 733E, 733E, 833E
				25/477-61 (3405569R1) 40x46x22.5		
				25/477-64 (3405570R1) 40x61/46x44	25/475-21	Starre Achse 743, 743XL, 745S, 745XL, 844S, 844XL, 845, 845XL, 856XL, 956, 956XL, 1056, 1056XL
				25/477-16 (3057051R1, 3405571R1) 40x45x61		
			25/479-16 (3142132R1) 40.5x61.25x4.2	25/477-16 (3057051R1) 40x45x61		Starre Achse 946, 953, 955, 955XL, 956, 956XL, 1046, 1055, 1055XL, 1056, 1056XL, 1246
		25/476-14 (3232813R1) 55x68x12	25/479-17 (3233850R91) 55x82x22	25/477-17 (3232821R1) 55x62x50		Verstärkte Starre Achse 743, 743XL, 745S, 745XL, 844S, 844XL, 845, 845XL, 856XL, 955, 955XL, 956, 956XL, 1055, 1055XL, 1056, 1056XL, 1255, 1255XL, 5120, 5130, 5140, 5220, 5230, 5240, 5250



Bestell-Nr.	Beschreibung	Schleppertyp	Abb.
25/470-41A	Achsschenkel links (Schweißteil)	523, Serien 33, 44, 45, 55, 56	
25/471-41A	Achsschenkel rechts (Schweißteil)		

Wir vertreiben keine Originalteile.
Die Nummern dienen lediglich als Beschreibung.


"THE RELIABLE SERVICE"


VORDERACHSTEILE 2 WD



1	2	3	4	5	6	
Reparatursatz	Kugellager innen	Kugellager aussen	Wellendicht.	Nabe	Lager	Schleppertyp
25/460-13 (1094017R92)	25/462-13 (618022R91) 35x65x19	25/463-13 (3043872R91) 29x57x20	25/461-13 (704083R93) Wellendichtring. 43x71x10 + 25/461-17 (43828D) Filzring		25/464-1 (48548D)	238, 276, 354, 364, 374, 384, 434, 2300, 2350
25/460-18 (1094034R93) Ø 45mm	25/462-18 (400989C91) 45x73x20	25/463-18 (536052R91)	25/461-18 (370254R91) 57x84x7	25/450-27 (67527C92)	25/464-3 (67328C1)	238, 248, 258, 268, 278, 288, 385, 395, 454, 475, 484, 485, 485XL, 495, 495XL, 574, 584, 585, 585XL, 595, 595XL, 674, 684, 685, 685XL, 695, 695XL, 784, 785, 785XL, 795, 795XL, 884, 885, 885XL, 895, 895XL, 995, 995XL, C50, C60, C70, C80, C90, CX50, CX60, CX70, CX80, CX90, CX100, H84, 2400, 2500, 3210, 3220, 3230, 4210, 4220, 4230, 4240, MX80C, MX90C, MX100C
25/460-14 (1094015R92) Ø 35mm	25/462-13 (618022R91) 35x65x19	25/463-14 (371881R91) 21x50x19	25/461-14 (530104R91)	25/450-28 (406294R21)	25/464-2 (406295R2)	238, 248, 258, 385, 395, 454, 474, 475, 484, 485, 485XL, 495, 495XL, 574, 584, 585, 585XL, 595, 595XL, 674, 685, 695, 885, 895, 995, 2400, 2500, 4210, 4220, 4230, 4240
25/460-20 (2221K)		25/463-20 (3142105R91) 27x50x14	25/461-20 (3131386R1) 50x75x14	25/450-25 (786208R41)		323, 353, 383, 423, 433, 453 323, 353, 383, 423, 433E, 433V, 453, 533E, 533V, 633E, 633V, 733E, 833E
25/460-82	25/462-9 (5132342, 86512015) 41x73x20	25/463-33 (5132343) 25x57	25/461-59 (4951077) 50x91x12			AVJ55, AVJ60, AVJ70 JX70U, JX80U, JX90U, JX100U, JX1060C/V, JX1070C/N/U/V, JX1075C/N/V, JX1080U, JX1090U, 1095N/V, VJ60, VJ70, VJ80

LENKHEBEL

Bestell-Nr.	Schleppertyp	Abb.
25/480-17 (3141506R2) A = Ø 20mm	433, 440, 533, 540, 633, 640, 644, 733, 740, 744, 833, 840, 844, 844S, 940, 946, 1046, 1246	
25/480-18 (3224268R3) A = Ø 22mm	743, 743XL, 744, 745S, 745XL, 844, 844S, 844XL, 845, 845XL, 856XL, 946, 955, 955XL, 956, 956XL, 1046, 1055, 1055XL, 1056, 1056XL, 1246	

Wir vertreiben keine Originalteile.
Die Nummern dienen lediglich als Beschreibung.


"THE RELIABLE SERVICE"


VORDERACHSTEILE 2 WD



1	2	3	4	5	6	
Reparatursatz	Kugellager innen	Kugellager aussen	Wellendicht.	Nabe	Lager	Schleppertyp
25/460-58		25/463-58 (656075R91) 59x32	25/461-22 (3131013R1) 70x85x7	25/450-19 (3131012R31)		433, 433E, 433V, 440, 533, 533E, 533V, 540, 633, 633E, 633V, 640, 733, 733E, 740, 743, 743XL, 745S, 745XL, 833, 833E, 840, 844S, 844XL, 845, 845XL, 856XL, 940
25/460-19	25/462-19 (663556R91) 41x73x20	25/463-19 (3142103R91) 59x32x16	25/461-19 (3057057R91) 59x80x10		25/464-4 (3131014R1)	523, 624, 724
25/460-22 (2223K)		25/463-22 (3229813R91) 62x 32x18	25/461-22 (3131013R1) 70x85x7	25/450-20 (3229812R1)		644, 743, 743XL, 744, 745S, 745XL, 844, 844S, 844XL, 845, 845XL, 856XL, 946, 946S, 953, 955, 955XL, 956, 956XL, 1046, 1055, 1055XL, 1056, 1056XL, 1246
25/460-21 (2222K)		25/463-19 (3142103R91) 59x32x16		25/450-19 (3131012R31)		
25/460-23 (B1044)	25/462-23 (3232808R91) 60x95x25	25/463-23 (3232820R1) 31x59x17	25/461-23 (3232807R1) 90x110x8	25/450-26 (3232230R1)	25/464-5 (3232806R1)	Verstärkte Achse 743, 743XL, 745S, 745XL, 844S, 844XL, 845, 845XL, 856XL, 955, 955XL, 956, 956XL, 1055, 1055XL, 1056, 1056XL, 1255, 1255XL Verstärkte Achse 5120, 5130, 5140, 5220, 5230, 5240, 5250
25/460-59	25/462-60 (1964252C1) 80x40x22	25/463-59 (190003326218)	25/461-57 (1288410145) 58x39x15 Wellendichtring + 25/461-58 (1288410146) 107x51x20.5 Filzring		25/464-11 (1288410147)	C42, CS48, CS52, CS58, CS63, CS68, CS78

FELGEN

Bestell-Nr.	Beschreibung	OEM	Abb.
25/449-11	Reifengröße 5.50/6.00 x 16	K947937	
25/449-12	Reifengröße 7.50 x 16	G57046	
25/449-13	Reifengröße 7.50 x 18	3121425R91	

Wir vertreiben keine Originalteile.
Die Nummern dienen lediglich als Beschreibung.


"THE RELIABLE SERVICE"

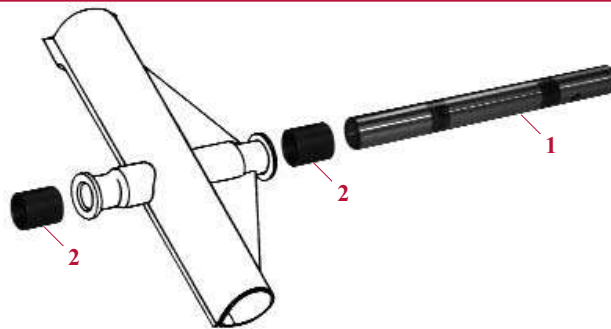

VORDERACHSTEILE 2 WD


7	8	9	10	11	12	
Muttern	Bolzen	Unterlegscheibe	Kronenmutter	Dichtung	Radkappe	Schleppertyp
	25/446-9 (3047573R1) 1/2 UNFx34	25/451-22 (700572R1)	25/457-5 (87016563) 7/8 UNF			238, 276, 354, 364, 374, 384, 434, 2300, 2350
25/447-4 (81815739, 483879R2)	25/446-10 (453769R2, 528803R1) 1/2 UNFx44	25/451-6 (67537C1)	25/452-10 (86632554)		25/456-6 (612884R1)	238, 248, 258, 268, 278, 288, 385, 395, 454, 475, 484, 485, 485XL, 495, 495XL, 574, 584, 585, 585XL, 595, 595XL, 674, 684, 685, 685XL, 695, 695XL, 784, 785, 785XL, 795, 795XL, 884, 885, 885XL, 895, 895XL, 995, 995XL, C50, C60, C70, C80, C90, CX50, CX60, CX70, CX80, CX90, CX100, H84, 2400, 2500, 3210, 3220, 3230, 4210, 4220, 4230, 4240, MX80C, MX90C, MX100C
		25/451-5 (369857R1)				238, 248, 258, 385, 395, 454, 474, 475, 484, 485, 485XL, 495, 495XL, 574, 584, 585, 585XL, 595, 595XL, 674, 685, 695, 885, 895, 995, 2400, 2500, 4210, 4220, 4230, 4240
25/447-5 (933948R1)	25/446-15 (785612R1) M14x52	25/451-23 (787643R1)	25/452-40 (3059471R2)			323, 353, 383, 423, 433, 453
		25/451-24 (3057062R2)	25/452-41 (3059772R1)	25/453-5 (49116D)	25/456-7 (713238R1)	323, 353, 383, 423, 433E, 433V, 453, 533E, 533V, 633E, 633V, 733E, 833E
	25/446-11 (3137538R2) M14x46		25/457-5 (87016563) 7/8 UNF			433, 433E, 433V, 440, 533, 533E, 533V, 540, 633, 633E, 633V, 640, 733, 733E, 740, 743, 743XL, 745S, 745XL, 833, 833E, 840, 844S, 844XL, 845, 845XL, 856XL, 940
	25/446-33 (3232818R2)	25/451-25 (3232819R1)	25/452-42 (3232281R1)			644, 743, 743XL, 744, 745S, 745XL, 844, 844S, 844XL, 845, 845XL, 856XL, 946, 946S, 953, 955, 955XL, 956, 956XL, 1046, 1055, 1055XL, 1056, 1056XL, 1246
	25/446-34 (906003R1) M16x35					Verstärkte 743, 743XL, 745S, 745XL, 844S, 844XL, 845, 845XL, 856XL, 955, 955XL, 956, 956XL, 1055, 1055XL, 1056, 1056XL, 1255, 1255XL
	25/446-35 (15983824) M18x35					Verstärkte 5120, 5130, 5140, 5220, 5230, 5240, 5250
						JX1060C/V, JX1070C/N/V, JX1075C/N/V, 1095N/V, VJ60, VJ70, VJ80

Bestell-Nr.	Beschreibung	Abb.
70/457-2	Achschenkel-Gewinde-Repsatz 3/4" UNF	
70/457-5	Achsschenke-Gewinde-Repsatz 7/8" UNF	

Wir vertreiben keine Originalteile.
Die Nummern dienen lediglich als Beschreibung.


"THE RELIABLE SERVICE"


VORDERACHSTEILE 2 WD


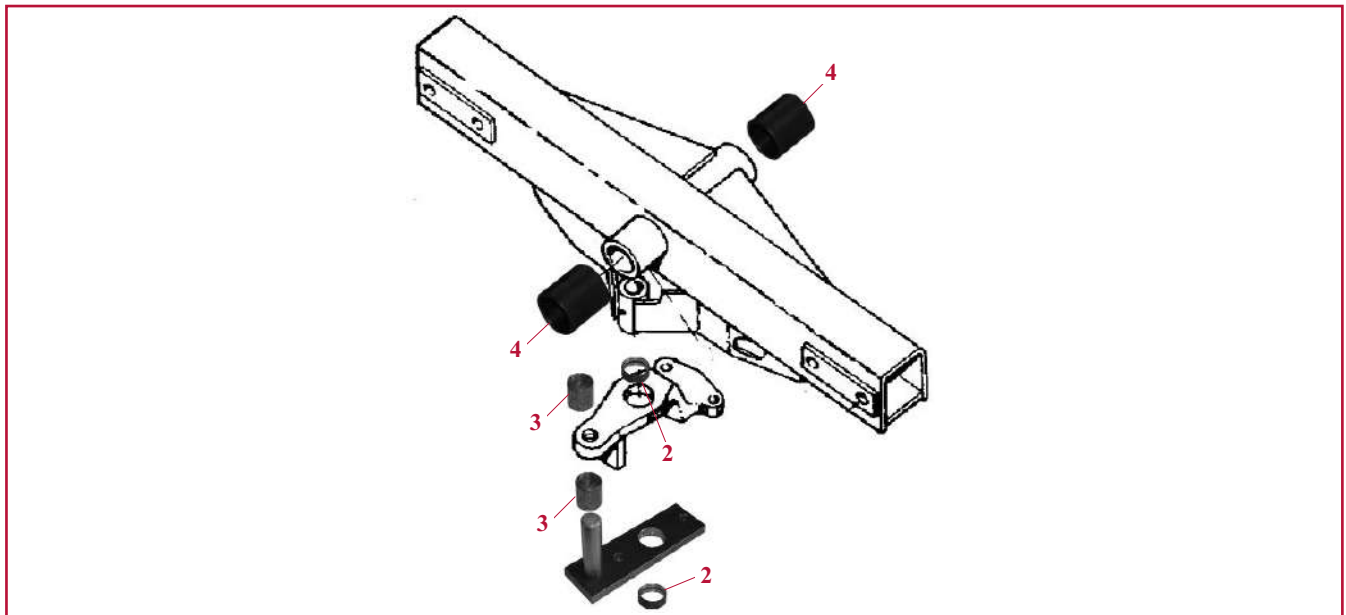
1	2	
Vorderachsbolzen	Buchse	Schleppertyp
25/485-31 (786190R2) Hinten + 25/485-32 (786189R1) Vorne	25/486-82 (786197R1) 32x35x35 Hinten (2x bestellen) + 25/486-83 (786198R1) 32x35x23 Vorne	Vorderachse mit geteiltem Mittelachsbolzen 353, 383, 423, 433, 433E, 433V, 453, 533, 533E, 533V, 633, 633E, 633V, 733, 733E, 833, 833E
25/485-21 (3140082R1) Ø 40mm	25/486-26 (3134952R2) 40x48x50	Standard Vorderachse 433, 440, 533, 540, 633, 640, 644, 733, 740, 743, 743XL, 744, 745S, 745XL, 833, 840, 844, 844S, 844XL, 845, 845XL, 856XL, 940, 946, 955, 955XL, 956, 956XL, 1046, 1055, 1055XL, 1056, 1056XL, 1246, 1255, 1255XL, 1455, 1455XL
25/485-22 (3232823R1) Ø 48mm	25/486-27 (3232822R1) 48x58x50	Verstärkte Achse 743, 743XL, 745S, 745XL, 844S, 844XL, 845, 845XL, 856XL, 956, 956XL, 1055, 1055XL, 1056, 1056XL, 1255, 1255XL, 1455, 1455XL, 5120, 5130, 5140, 5220, 5230, 5240, 5250
	25/486-25 (3057064R1) 40x44x50	523, 553, 654, 724, 824, 624
25/485-33 (539128R1)	25/486-14 (405570R1) 51x54x48	238, 248, 258, 268, 278, 288, 385, 395, 454, 464, 474, 475, 484, 485, 485XL, 495, 495XL, 574, 584, 585, 585XL, 595, 595XL, 674, 684, 685, 685XL, 695, 695XL, 784, 785, 785XL, 795, 884, 885, 885XL, 895, 995, 2400, 2500, 3210, 3220, 3230, 4210, 4220, 4230, 4240 C50, C60, C70, C80, C90, CX50, CX60, CX70, CX80, CX90, CX100, H84
	25/486-85 (5115656) 38x42x40	AVJ55, AVJ60, AVJ70 JX70U, JX80U, JX90U, JX100U, JX1060C, JX1070C/U, JX1075C, JX1080U, JX1090U, JX1100U
25/485-34 (133700410260)	25/486-84 (133700410213) 40x45x55	CS48, CS52, CS58, CS63, CS68, CS78

1	2		
Bolzen	Mutter	Schleppertyp	Abb.
25/483-3 (405584R2)	25/484-3 (405576R1)	238, 248, 258, 268, 288, 385, 395, 454, 474, 475, 484, 485, 485XL, 495, 495XL, 574, 584, 585, 585XL, 595, 595XL, 674, 684, 685, 685XL, 695, 695XL, 784, 785, 785XL, 795, 884, 885, 895, 995, 2400, 2500, 3210, 3220, 3230, 4210, 4220, 4230, 4240 C50, C60, C70, C80, C90, CX50, CX60, CX70, CX80, CX90, CX100 H84	

Wir vertreiben keine Originalteile.
 Die Nummern dienen lediglich als Beschreibung.


"THE RELIABLE SERVICE"


VORDERACHSTEILE 2 WD



1	2	3	4	5	
Halter	Buchse	Buchse	Buchse	Satz	Schleppertyp
25/572-1 (405580R11)	25/583-1 (379748R1) Ø 38 In. Ø 38 Bin.	25/584-1 (405574R1) 26x29x34	25/486-14 (405570R1) 51x54x48	25/582-1 (2x25/584-1 +2x25/583-1 +2x25/486-14)	238, 248, 258, 268, 278, 288, 385, 395, 454, 464, 474, 475, 484, 485, 485XL, 495, 495XL, 574, 584, 585, 585XL, 595, 595XL, 674, 684, 685, 685XL, 695, 695XL, 784, 785, 785XL, 795, 795XL, 884, 885, 885XL, 895, 895XL, 995, 995XL2400, 2500, 3210, 3220, 3230, 4210, 4220, 4230, 4240 C50, C60, C70, C80, C90, CX50, CX60, CX70, CX80, CX90, CX100 MX80C, MX90C, MX100C H84

LENKUNG

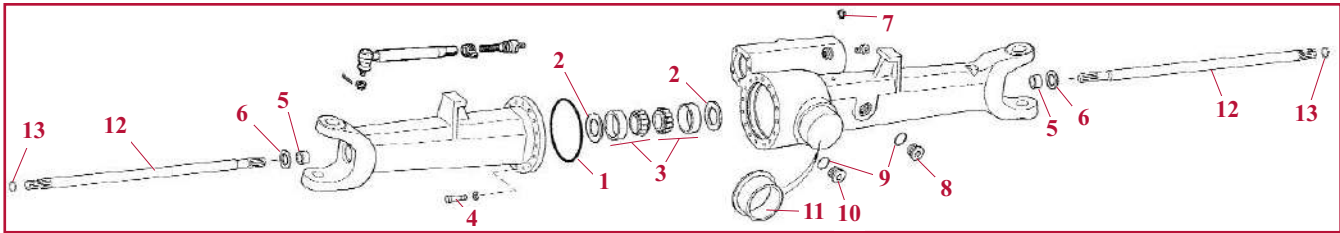
Bestell-Nr.	Beschreibung	Schleppertyp	OEM	Abb.
25/514-25	Lenkspindel		3057159R92	
25/530-25	Lenksäule	553, 654, 724, 824	3058222R92	
25/535-25	Lenkspindel		3058229R92	

Wir vertreiben keine Originalteile.
Die Nummern dienen lediglich als Beschreibung.



"THE RELIABLE SERVICE"



VORDERACHSTEILE 4 WD
ZF Vorderachsteile Serie 300
Achsträger


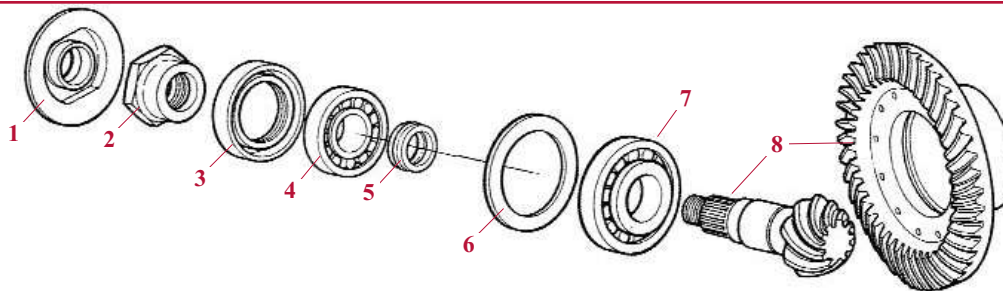
1	2		3	4	5	6	
O-Ring	Ausgleichsscheibe		Lager aussen	Bolzen	Buchse aussen	Wellend. aussen	Schleppertyp
25/6409-9 (81279C1) Ø 160	25/6411-2	0,50mm	25/6412-11 (81277C1 +81278C1, 663557R1 +663558R1, 663556R91)	25/6455-2 (81280C1, 628-14040) M14x40 (B)	25/6462-47 (81410C2) 37x41x26	25/6407-98 (81411C2) 52x37x14.2	APL325 238, 248, 258, 385, 395, 485, 495, 495XL, 585, 585XL, 595, 595XL
	25/6411-3	0,60mm					
	25/6411-4	0,70mm					
	25/6411-5	0,75mm					
	25/6411-6	0,80mm					
	25/6411-7	0,85mm					
	25/6411-8	0,90mm					
	25/6411-9	0,95mm					
	25/6411-10	1,00mm					
	25/6411-11	1,05mm					
	25/6411-12	1,10mm					
	25/6411-13	1,15mm					
	25/6411-14	1,20mm					
	25/6411-15	1,25mm					
25/6411-16	1,30mm						
25/6411-17	1,35mm						
25/6411-18	1,40mm						
25/6411-19	1,50mm						
25/6411-20	1,60mm						
25/6411-21	1,80mm						
25/6409-10 (81658C1)	25/6411-22	0,50mm	25/352-8 (3140666R91, K395027)	25/6455-3 (934777R1, 626-16045) M16x45	25/6462-49 (81287C1) 46x50x25	25/6407-99 (81288C1) 65x46x15.5	APL345 956, 956XL, 1056, 1056XL
	25/6411-23	1,00mm					
	25/6411-24 (A)	1,50mm (A)					

7	8	9	10	11	12	13		
Entlüftungs Ventil	Deckel	O-Ring	Deckel	Stützlager	Steckwelle	Sicherung-Ring	Schleppertyp	
25/6461-1 (1966149C2, 898138H1)	25/6456-1 (905476R1, 119349A1, 898172H1, E135077)	25/6457-1 (81284C1)	25/6458-1 (81283C1)	25/6464-1 (1964217C1) 177x117x52	25/6459-1 (81408C1, 1968451C1)	25/6463-1 (81409C1)	APL325 238, 248, 258, 385, 395, 485, 495, 495XL, 585, 585XL, 595, 595XL	
								APL330 238, 248, 258, 268, 288, 385, 395, 485, 495, 585, 595, 685, 685XL, 695, 695XL, 743, 743S, 743XL, 745, 745S, 745XL, 785, 785XL, 795, 795XL, 844, 844S, 844XL, 845, 845XL, 856, 856XL, 885, 885XL, 895, 895XL, 985, 995, 995XL
					25/6459-2 (81285C1)			
25/6459-3 (1968455C1)	25/6463-3 (81661C1)	APL345 956, 956XL, 1056, 1056XL						

(A) Andere Einstellscheiben auf Anfrage
 (B) Ohne Differentialsperre
 (C) Mit Differentialsperre

Wir vertreiben keine Originalteile.
 Die Nummern dienen lediglich als Beschreibung.

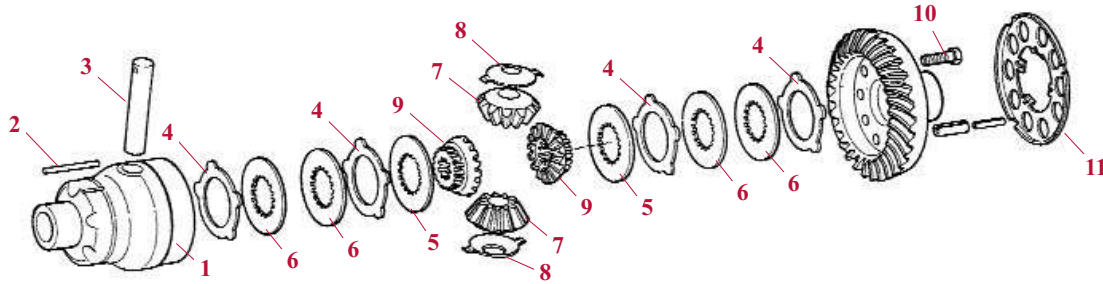

"THE RELIABLE SERVICE"


VORDERACHSTEILE 4 WD
ZF Vorderachsteile Serie 300
Eingangswelle


1	2	3	4	5	6	7	8	
Sicherungsblech	Mutter	Wellendicht.	Lager	Buchse	Distanzsch.	Lager	Antriebsatz	Schleppertyp
25/359-3 (81398C1, 1349126C1) 89x27.4x18	25/346-13 (81397C1)	25/355-15 (1349125C1, 81396C1) 68x45x10	25/354-10 (3404470R1 +81395C1, 400983R91 +53074R1, 871241R91, 530741R1, 400982R91) 64x30x22.5	25/361-6 (81380C1) 11.0mm	25/355-16 (81369C1) 1mm	25/353-28 (131312C1, 81379C1+ 871245R1)	25/341-28 (1997719C1, 81365C1)	APL325 238, 248, 258, 385, 395, 485, 495, 495XL, 585, 585XL, 595, 595XL
				25/361-7 (81385C1) 11.5mm				APL330 238, 248, 258, 268, 288, 385, 395, 485, 495, 585, 595, 685, 685XL, 695, 695XL, 743, 743S, 743XL, 745, 745S, 745XL, 785, 785XL, 795, 795XL, 844, 844S, 844XL, 845, 845XL, 856, 856XL, 885, 885XL, 895, 895XL, 985, 995, 995XL
25/359-4 (81235C1)	25/346-14 (81234C1)	25/355-17 (81233C1)	25/354-34 (81231C1+ 81232C1, 671033R1+ 671032R1)	25/361-9 (81216C1) 11.0mm	25/355-18 (81203C1) 1mm	25/353-29 (81214C1+ 81215C1, 455386C1+ 455387C91)	25/341-29 (81196C1) Std	APL335 248, 258, 268, 288, 385, 485, 585, 685, 685XL, 695, 695XL, 743, 743S, 743XL, 745, 745S, 745XL, 785, 785S, 785XL, 795, 795XL, 844, 844S, 844XL, 845, 845XL, 856, 856XL, 885, 885XL, 895, 985, 995, 995XL
25/359-5 (81617C1)	25/346-15 (81616C1)	25/355-3 (81615C1, 3147195R91) 80x50x13	25/361-10 (81221C1) 11.5mm	25/361-11 (81226C1) 12.0mm			25/341-30 (80951C1) Verstärkte	
			25/361-12 (81599C1) 11.0mm	25/361-13 (81604C1) 11.5mm			25/361-14 (81609C1) 12.0mm	25/355-19 (81593C1) 0.75mm

Wir vertreiben keine Originalteile. Die Nummern dienen lediglich als Beschreibung.


"THE RELIABLE SERVICE"


VORDERACHSTEILE 4 WD
ZF Vorderachsteile Serie 300
Differential


1	2	3	4	5	6	
Gehäuse	Spannstift	Bolzen	Außenlamelle	Druckscheibe	Innenlamelle	Schleppertyp
25/327-1 (81441C1)	25/351-8 (932183R1)	25/351-9 (81252C1)	25/316-51 (818238C1) 1.2mm	25/350-14 (81243C1) 3.0mm (A)	25/317-51 (81242C1)	APL325 238, 248, 258, 385, 395, 485, 495, 495XL, 585, 585XL, 595, 595XL
			25/316-52 (818239C1) 1.1mm			APL330 238, 248, 258, 268, 288, 385, 395, 485, 495, 585, 595, 685, 685XL, 695, 695XL, 743, 743S, 743XL, 745, 745S, 745XL, 785, 785XL, 795, 795XL, 844, 844S, 844XL, 845, 845XL, 856, 856XL, 885, 885XL, 895, 895XL, 985, 995, 995XL
25/327-2 (81237C1)			25/316-53 (818240C1) 1.3mm			APL335 248, 258, 268, 288, 385, 485, 585, 685, 685XL, 695, 695XL, 743, 743S, 743XL, 745, 745S, 745XL, 785, 785S, 785XL, 795, 795XL, 844, 844S, 844XL, 845, 845XL, 856, 856XL, 885, 885XL, 895, 985, 995, 995XL
			25/316-54 (818241C1) 1.4mm			
25/327-3 (81715C1)		25/351-10 (81631C1)	25/316-55 (81618C1) 1.2mm	25/350-15 (81623C1) 2.8mm (A)	25/317-52 (81620C1)	APL345 956, 956XL, 1056, 1056XL
			25/316-20 (3223459R1) 1.3mm			
			25/316-56 (81619C1) 1.4mm			

7	8	9	10	11	
Kegelrad	Anlaufscheibe	Ausgleichskegelrad	Schraube	Sicherungsblech	Schleppertyp
25/348-8 (81403C1, 81250C1) z=11	25/347-7 (81251C1, 80954C1, 81402C1)	25/349-17 (C) (81442C1) z=16	25/343-3 (931369R1, 626-10028) M10x28	25/328-1 (81253C1)	APL325 238, 248, 258, 385, 395, 485, 495, 495XL, 585, 585XL, 595, 595XL
		25/349-18 (B) (81401C1)			APL330 238, 248, 258, 268, 288, 385, 395, 485, 495, 585, 595, 685, 685XL, 695, 695XL, 743, 743S, 743XL, 745, 745S, 745XL, 785, 785XL, 795, 795XL, 844, 844S, 844XL, 845, 845XL, 856, 856XL, 885, 885XL, 895, 895XL, 985, 995, 995XL
		25/349-19 (81249C1)		APL335 248, 258, 268, 288, 385, 485, 585, 685, 685XL, 695, 695XL, 743, 743S, 743XL, 745, 745S, 745XL, 785, 785S, 785XL, 795, 795XL, 844, 844S, 844XL, 845, 845XL, 856, 856XL, 885, 885XL, 895, 985, 995, 995XL	
	25/347-8 (81630C1)	25/349-20 (81629C1) z=16	25/343-4 (81633C1)	25/328-2 (81632C1)	APL345 956, 956XL, 1056, 1056XL

(A) Andere Einstellscheiben auf Anfrage

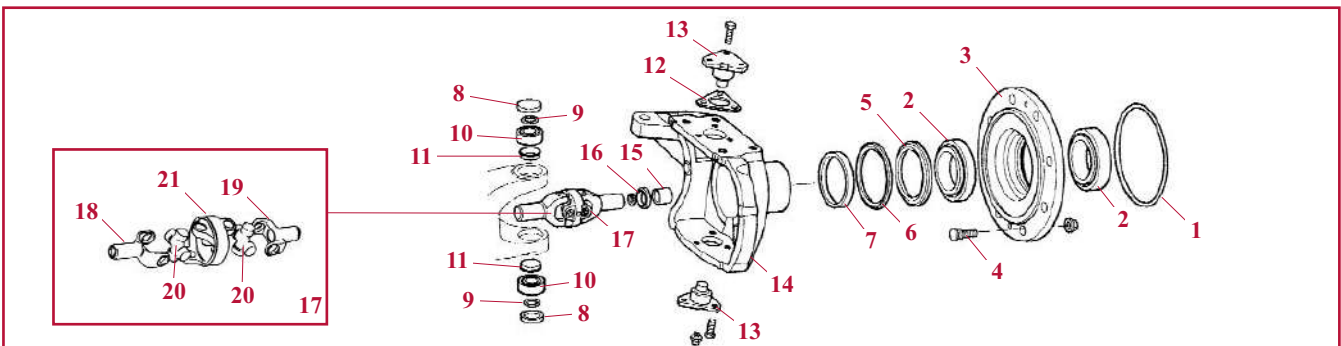
(B) Ohne Differentialsperre

(C) Mit Differentialsperre

Wir vertreiben keine Originalteile.

Die Nummern dienen lediglich als Beschreibung.


"THE RELIABLE SERVICE"

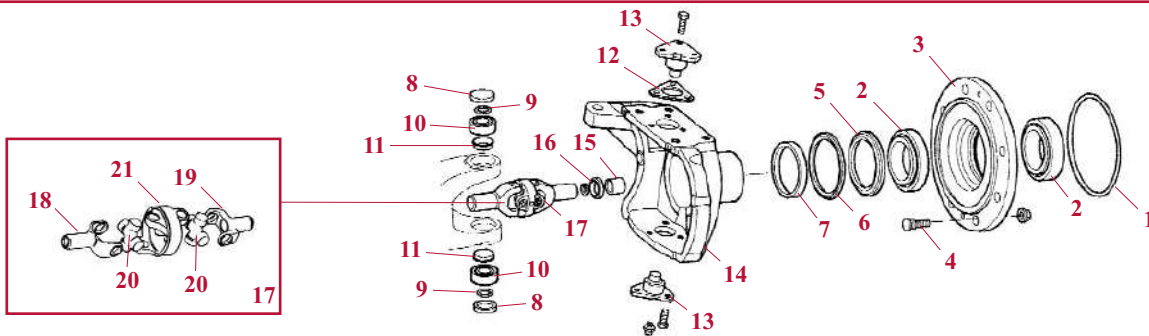

VORDERACHSTEILE 4 WD
ZF Vorderachsteile Serie 300
Gelenkgehäuse


1	2	3	4	5	6	7	
O-Ring	Lager	Nabe	Bolzen	Wellendicht.	Schleifring	Schleifring	Schleppertyp
25/6436-4 (81313C1) 200x3	25/6410-41 (81312C2, 1966169C1) 95x135x20	25/6415-7 (81308C1)	25/440-63 (581317C1, 3230878R1)	25/6408-78 (1964235C1, 81310C1) 122x150x13	25/6417-9 (81311C1)	25/6417-10 (81309C1) 122x150x13	APL325 238, 248, 258, 385, 395, 485, 495, 495XL, 585, 585XL, 595, 595XL
							APL330 238, 248, 258, 268, 288, 385, 395, 485, 495, 585, 595, 685, 685XL, 695, 695XL, 743, 743S, 743XL, 745, 745S, 745XL, 785, 785XL, 795, 795XL, 844, 844S, 844XL, 845, 845XL, 856, 856XL, 885, 885XL, 895, 895XL, 985, 995, 995XL
							APL335 248, 258, 268, 288, 385, 485, 585, 685, 685XL, 695, 695XL, 743, 743S, 743XL, 745, 745S, 745XL, 785, 785S, 785XL, 795, 795XL, 844, 844S, 844XL, 845, 845XL, 856, 856XL, 885, 885XL, 895, 985, 995, 995XL
25/6436-5 (81677C1) 200x4	25/6410-42 (81676C1, K395101) 109x158x24	25/6415-8 (81672C1)			25/6408-19 (1964236C1) 137x165x13		APL345 956, 956XL, 1056, 1056XL

8	9	10	11	12	13	
Deckel	O-Ring	Lager	Deckel	Distanzscheibe	Bolzen	Schleppertyp
25/6425-7 (81418C1)	25/6452-23 (81419C1) 40x2	25/6451-23 (81416C1+ 81417C1, 1342525C2) 22x47x15	25/6425-9 (81415C1) Ø40x11	25/6453-98	25/6450-62 (81428C1) Ø22-42	APL325 238, 248, 258, 385, 395, 485, 495, 495XL, 585, 585XL, 595, 595XL
				25/6453-99		APL330 238, 248, 258, 268, 288, 385, 395, 485, 495, 585, 595, 685, 685XL, 695, 695XL, 743, 743S, 743XL, 745, 745S, 745XL, 785, 785XL, 795, 795XL, 844, 844S, 844XL, 845, 845XL, 856, 856XL, 885, 885XL, 895, 895XL, 985, 995, 995XL
				25/6453-100		APL335 248, 258, 268, 288, 385, 485, 585, 685, 685XL, 695, 695XL, 743, 743S, 743XL, 745, 745S, 745XL, 785, 785S, 785XL, 795, 795XL, 844, 844S, 844XL, 845, 845XL, 856, 856XL, 885, 885XL, 895, 985, 995, 995XL
25/6425-8 (81295C1)	25/6452-63 (81296C1, 3147244R1) 48x3	25/6451-24 (81294C1) 25x52x19	25/6425-10 (81293C1) Ø41/35x9	25/6453-101	25/6450-74 (81305C1) Ø25-48	
				25/6453-102		
				25/6453-103		
25/6425-1 (81668C1, 3147243R1) 44x65x6	25/6452-24 (81669C1) 48x3.5	25/6451-1 (3404788R91 +3404787R91, 3147242R91+ 3147241R1) 25.5x57	25/6425-11 (81667C1) Ø46/43x9	25/6453-104	25/6450-31 (81670C1) Ø28-48	
				25/6453-105		
				25/6453-110		
				25/6453-111		
				25/6453-112		
				25/6453-113		
				25/6453-114		
				25/6453-116		
				25/6453-117		

Wir vertreiben keine Originalteile.
Die Nummern dienen lediglich als Beschreibung.


"THE RELIABLE SERVICE"

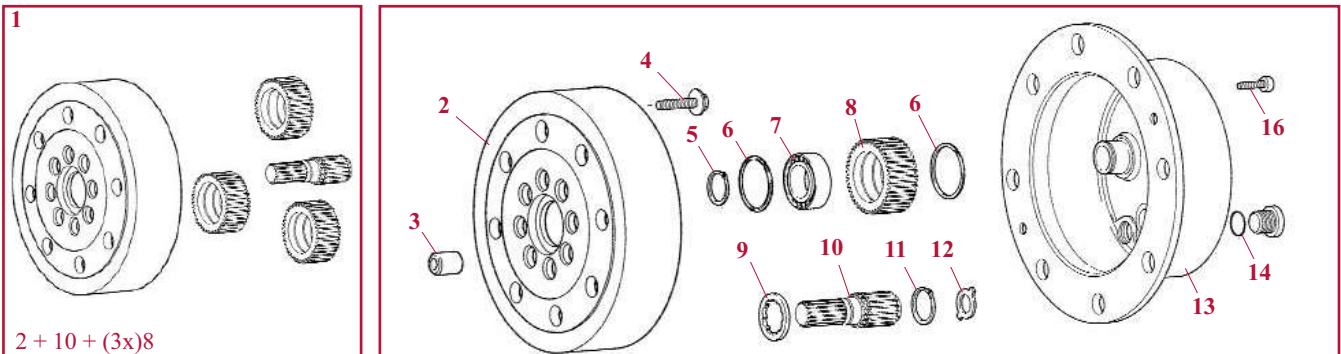

VORDERACHSTEILE 4 WD
ZF Vorderachsteile Serie 300
Gelenkgehäuse


14	15	16	17	18	19	20	21	
Gehäuse	Buchse	Wellendicht.	Gelenk	Achse	Achse	Kreuzstück	Gelenkgabel	Schleppertyp
25/6400-17 (81413C1) (L) 25/6400-18 (81414C1) (R)	25/6462-48 (81429C2) 37x41x32	25/6407-98 (81411C2) 52x37x14.2	25/6402-32 (81430C1, 1968450C1)	25/6405-63 (1342713C1)	25/6405-64 (1342712C1)	25/6403-14 (1342711C1, 1342715C1) 70x27	25/6404-10 (1342710C1)	APL325 238, 248, 258, 385, 395, 485, 495, 495XL, 585, 585XL, 595, 595XL APL330 238, 248, 258, 268, 288, 385, 395, 485, 495, 585, 595, 685, 685XL, 695, 695XL, 743, 743S, 743XL, 745, 745S, 745XL, 785, 785XL, 795, 795XL, 844, 844S, 844XL, 845, 845XL, 856, 856XL, 885, 885XL, 895, 895XL, 985, 995, 995XL
25/6400-9 (81291C1) (L) 25/6400-10 (81292C1) (R)	25/6462-8 (81306C1) 46x50x30	25/6407-99 (81288C2) 65x46x15.5	25/6402-33 (81307C1, 1968452C1)	25/6405-9 (1342716C1)	25/6405-8 (1342717C1)			APL335 248, 258, 268, 288, 385, 485, 585, 685, 685XL, 695, 695XL, 743, 743S, 743XL, 745, 745S, 745XL, 785, 785S, 785XL, 795, 795XL, 844, 844S, 844XL, 845, 845XL, 856, 856XL, 885, 885XL, 895, 985, 995, 995XL
						25/6403-121 (1342705C1) 72x28		APL335HD 743, 743XL, 745S, 745XL, 844S, 844XL, 845, 845XL, 856XL
25/6400-19 (81666C1) (L) 25/6400-20 (81665C1) (R)	25/6462-8 (81306C1) 46x50x30	25/6407-99 (81288C2) 65x46x15.5	25/6402-34 (81671C1) 25/6402-35 (1968454C1, 81671C1)	25/6405-66 (1342721C1)	25/6405-67 (1342720C1)	25/6403-95 (1342708C1) 86x32 25/6403-96 (1342719C1) 83x30	25/6404-11 (1342707C1) 25/6404-12 (1342718C1)	APL345 956, 956XL, 1056, 1056XL

Satz (L. + R.)	Beschreibung	Schleppertyp	Abb.
25/6467-1 (1964232C1) 25/6467-2 (1964233C1) 25/6467-3 (1964234C1)	Reparatursatz Verstärkt	APL325 238, 248, 258, 385, 395, 485, 495, 495XL, 585, 585XL, 595, 595XL	 4x8+4x9+4x10+4x11+4x12+4x13
		APL330 238, 248, 258, 268, 288, 385, 395, 485, 495, 585, 595, 685, 685XL, 695, 695XL, 743, 743S, 743XL, 745, 745S, 745XL, 785, 785XL, 795, 795XL, 844, 844S, 844XL, 845, 845XL, 856, 856XL, 885, 885XL, 895, 895XL, 985, 995, 995XL	
		APL335 248, 258, 268, 288, 385, 485, 585, 685, 685XL, 695, 695XL, 743, 743S, 743XL, 745, 745S, 745XL, 785, 785S, 785XL, 795, 795XL, 844, 844S, 844XL, 845, 845XL, 856, 856XL, 885, 885XL, 895, 985, 995, 995XL	
		APL345 956, 956XL, 1056, 1056XL	

Wir vertreiben keine Originalteile.
 Die Nummern dienen lediglich als Beschreibung.

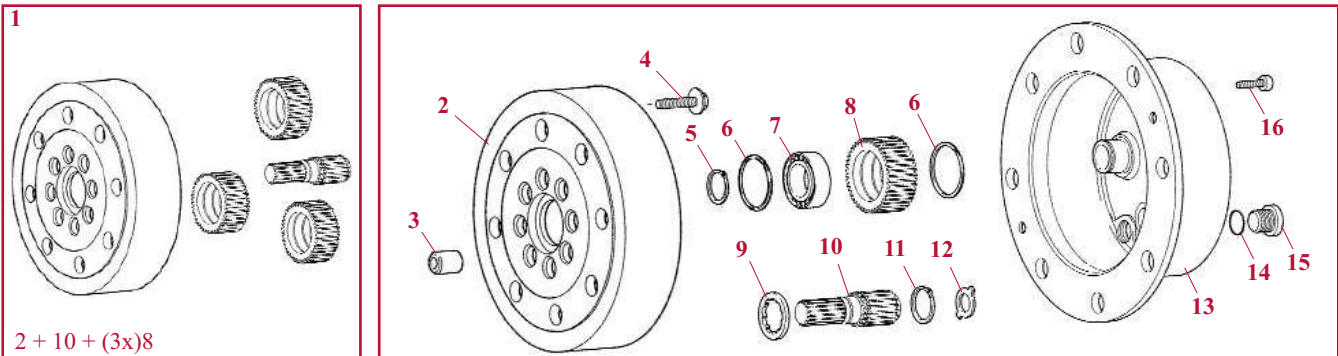

"THE RELIABLE SERVICE"


VORDERACHSTEILE 4 WD
ZF Vorderachsteile Serie 300
Planetentrieb


1	2	3	4	5	6	7	8	9	
Satz	Hohlrad	Mutter	Schraube	Sicherungsring	Winkelring	Lager	Planetenrad	Anlaufscheibe	Schleppertyp
72/6428-1KT	25/6430-23 (81452C1)						25/6431-21 (81455C1, 4472351134)		APL325 238, 248, 258, 385, 395, 485, 495, 495XL, 585, 585XL, 595, 595XL
72/6428-2KT	25/6430-10 (81434C1)	25/6446-1 (81431C1)	25/6445-1 (81432C1)					25/452-19 (81436C1)	APL330 238, 248, 258, 268, 288, 385, 395, 485, 495, 585, 595, 685, 685XL, 695, 695XL, 743, 743S, 743XL, 745, 745S, 745XL, 785, 785XL, 795, 795XL, 844, 844S, 844XL, 845, 845XL, 856, 856XL, 885, 885XL, 895, 895XL, 985, 995, 995XL
72/6428-3KT (81318C1)	25/6430-4 (81319C1)			25/384-10 (933086R1, 800-1130)	25/384-9 (81327C1)	25/6433-12 (81326C1)		25/6431-8 (81325C1)	APL335 248, 258, 268, 288, 385, 485, 585, 685, 685XL, 695, 695XL, 743, 743S, 743XL, 745, 745S, 745XL, 785, 785S, 785XL, 795, 795XL, 844, 844S, 844XL, 845, 845XL, 856, 856XL, 885, 885XL, 895, 985, 995, 995XL
72/6428-4KT (81713C1)	25/6430-24 (81682C1)							25/452-23 (81684C1) Aussen 25/452-22 (81685C1) Innen	APL345 956, 956XL, 1056, 1056XL

Wir vertreiben keine Originalteile.
Die Nummern dienen lediglich als Beschreibung.

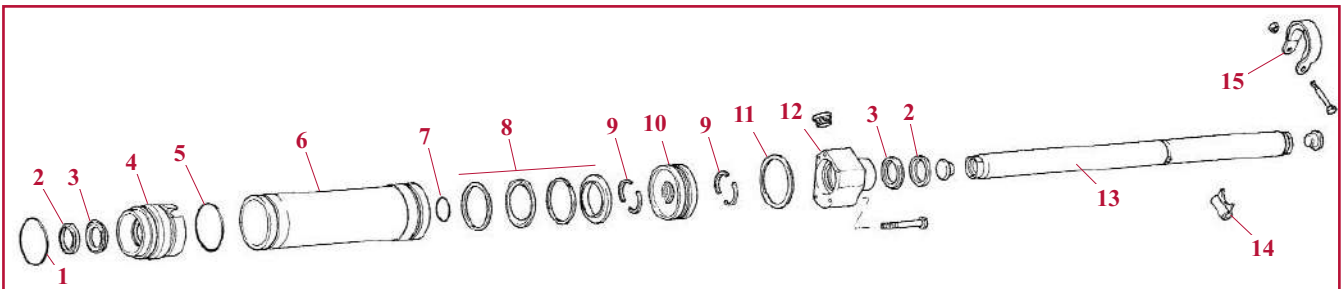

"THE RELIABLE SERVICE"


VORDERACHSTEILE 4 WD
ZF Vorderachsteile Serie 300
Planetentrieb


10	11	12	13	14	15	16		
Sonnenradwelle	Sicherungsring	Druckscheibe		Gehäuse	O-Ring	Deckel	Bolzen	Schleppertyp
25/6406-26 (81453C1)				25/6401-17 (81454C1)				APL325 238, 248, 258, 385, 395, 485, 495, 495XL, 585, 585XL, 595, 595XL
25/6406-8 (81435C1)	25/6434-18 (933113R1, 800-5135)	25/6437-1 25/6437-2 25/6437-3 25/6437-4 25/6437-5 25/6437-6	1,0mm 1,5mm 1,7mm 2,0mm 2,2mm 2,5mm	25/6401-18 (81437C1)	25/6438-2 (A52097)	25/6438-1 (933799R1)	25/6439-1 (81334C1)	APL330 238, 248, 258, 268, 288, 385, 395, 485, 495, 585, 595, 685, 685XL, 695, 695XL, 743, 743S, 743XL, 745, 745S, 745XL, 785, 785XL, 795, 795XL, 844, 844S, 844XL, 845, 845XL, 856, 856XL, 885, 885XL, 895, 895XL, 985, 995, 995XL
25/6406-9 (81320C1)	25/6434-22 (81323C1)			25/6401-19 (81324C1)				APL335 248, 258, 268, 288, 385, 485, 585, 685, 685XL, 695, 695XL, 743, 743S, 743XL, 745, 745S, 745XL, 785, 785S, 785XL, 795, 795XL, 844, 844S, 844XL, 845, 845XL, 856, 856XL, 885, 885XL, 895, 985, 995, 995XL
25/6406-27 (81683C1)	25/6434-23 (81686C1)	25/6437-7 25/6437-8 25/6437-9	1,5mm 2,0mm 3,0mm	25/6401-20 (81687C1)	25/6438-4 (81695C1)	25/6438-3 (934221R1, A48885)		APL345 956, 956XL, 1056, 1056XL

 Wir vertreiben keine Originalteile.
 Die Nummern dienen lediglich als Beschreibung.

"THE RELIABLE SERVICE"

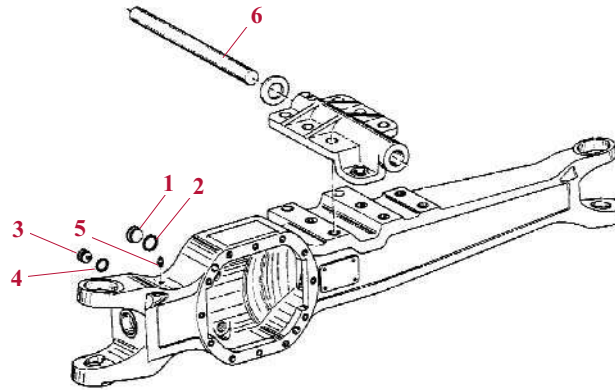

VORDERACHSTEILE 4 WD
ZF Vorderachsteile Serie 300
Zylinder


1	2	3	4	5	6	7	8	
O-Ring	Dichtung	Nutring	Führung	O-Ring	Zylinderrohr	O-Ring	Dichtung	Schleppertyp
25/6580-1 (81339C1)	25/6581-1 (81698C1, 81340C1)	25/6582-1 (81341C1)	25/579-10 (81338C1)	25/6583-1 (81337C1)	25/6584-1 (81336C1)	25/6585-1 (81345C1)	25/585-40 (81346C1 +81347C1 +1975682C1 +1975680C1)	APL325 238, 248, 258, 385, 395, 485, 495, 495XL, 585, 585XL, 595, 595XL
			APL330 238, 248, 258, 268, 288, 385, 395, 485, 495, 585, 595, 685, 685XL, 695, 695XL, 743, 743S, 743XL, 745, 745S, 745XL, 785, 785XL, 795, 795XL, 844, 844S, 844XL, 845, 845XL, 856, 856XL, 885, 885XL, 895, 895XL, 985, 995, 995XL					
			APL335 248, 258, 268, 288, 385, 485, 585, 685, 685XL, 695, 695XL, 743, 743S, 743XL, 745, 745S, 745XL, 785, 785S, 785XL, 795, 795XL, 844, 844S, 844XL, 845, 845XL, 856, 856XL, 885, 885XL, 895, 985, 995, 995XL					
			25/579-11 (81697C1)		25/6584-2 (81696C1)			APL345 956, 956XL, 1056, 1056XL

9	10	11	12	13	14	15	
Sicherungsring	Kolben	Dichtung	Führung	Kolbenstange	Distanzrohr	Anschlag	Schleppertyp
25/6587-1 (1975681C1)	25/6586-1 (1975679C1)	25/6590-1 (81348C1)	25/6589-1 (81358C1)	25/6588-1 (81361C1)	25/6591-1 (99094C1)		APL325 238, 248, 258, 385, 395, 485, 495, 495XL, 585, 585XL, 595, 595XL
			APL330 238, 248, 258, 268, 288, 385, 395, 485, 495, 585, 595, 685, 685XL, 695, 695XL, 743, 743S, 743XL, 745, 745S, 745XL, 785, 785XL, 795, 795XL, 844, 844S, 844XL, 845, 845XL, 856, 856XL, 885, 885XL, 895, 895XL, 985, 995, 995XL				
			APL335 248, 258, 268, 288, 385, 485, 585, 685, 685XL, 695, 695XL, 743, 743S, 743XL, 745, 745S, 745XL, 785, 785S, 785XL, 795, 795XL, 844, 844S, 844XL, 845, 845XL, 856, 856XL, 885, 885XL, 895, 985, 995, 995XL				
			25/6589-2 (81700C1)	25/6592-1 (1975596C1)			APL345 956, 956XL, 1056, 1056XL

Wir vertreiben keine Originalteile.
 Die Nummern dienen lediglich als Beschreibung.

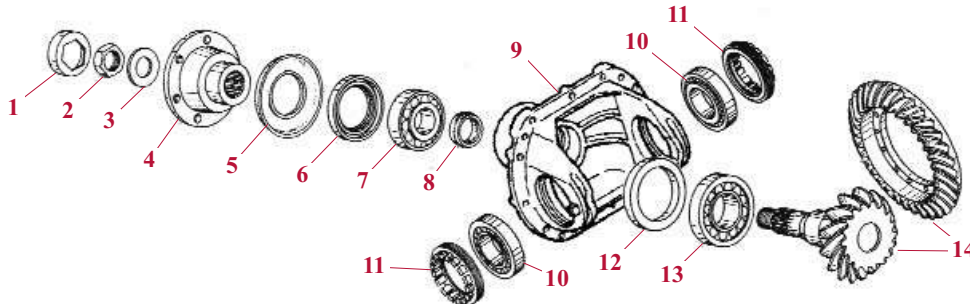

"THE RELIABLE SERVICE"


VORDERACHSTEILE 4 WD
ZF Vorderachsteile Serie 1000
Achsträger


1	2	3	4	5	6	
Verschlusschraube	O-Ring	Verschlusschraube	O-Ring	Entlüftungsventil	Bolzen	Schleppertyp
25/6456-2 (933799R1) M24	25/6457-2 (933709R1, A48812)	25/6458-2 (3216584R1) M18	25/6457-3 (933222R1, 3051337R1)	25/6461-1 (1966149C2, 898138H1)	25/485-21 (3140082R1) Ø 40mm	APL1251 533, 540, 633, 640, 733, 740, 833, 840, 940
						APL1351 485XL, 585XL, 644, 743, 743XL, 744, 745S, 745XL, 785XL, 844, 844S, 844XL, 856XL, 885XL
25/6456-3 (934221R1, A48885) M30	25/6457-4 (3052681R1)	25/6456-1 (119349A1, 898172H1) M24	25/6457-1 (81284C1)			APL1551 644, 744, 844, 844S
						APL1552 955, 955XL, 956, 956XL, 1055, 1055XL, 1056, 1056XL

Wir vertreiben keine Originalteile.
Die Nummern dienen lediglich als Beschreibung.


"THE RELIABLE SERVICE"


VORDERACHSTEILE 4 WD
ZF Vorderachsteile Serie 1000
Eingangswelle


1	2	3	4	5	6	7	
Sicherungsblech	Mutter	U.legdrucksch.	Antriebsflansch	Staubblech	Wellendichtr.	Lager	Schleppertyp
	25/346-2 (934649R1, 3134319R1)	25/346-7 (3216566R1)	25/345-1 (B) (3216553R1) 25/345-7 (C) (3404786R91) 25/345-2 (3230273R1)	25/355-22 (3216554R1)	25/355-2 (3146754R1, 3140610R1) 45x65x10	25/354-10 (530741R1+ 871241R91, 3404470R1+ 871241R91, 400983R91, 530741R1)	APL1251 533, 540, 633, 640, 733, 740, 833, 840, 940 APL1351 485XL, 585XL, 644, 743, 743XL, 744, 745S, 745XL, 785XL, 844, 844S, 844XL, 856XL, 885XL
25/346-5 (3147197R1)	25/346-3 (934262R1)	25/346-8 (3147196R1)	25/345-3 (3147225R1)	25/355-24 (3147226R1)	25/355-3 (3147195R91) 80x50x13	25/354-11 (131312C1+ 871244R1)	APL1551 644, 744, 844, 844S APL1552 955, 955XL, 956, 956XL, 1055, 1055XL, 1056, 1056XL

8	9	10	11	12	13	14	
Buchse	Gehäuse	Lager	Mutter	Distanzsch.	Lager	Teller- u. Kegehrad	Schleppertyp
25/361-1 (3216560R1)	25/6400-21 (3216559R1)	25/352-7 (3216713R91, 1964245C1, 1966043C1)	25/365-1 (3216565R1)	25/355-23 (3216564R1) 0.1mm (A)	25/353-8 (197608R1+ 313814R91)	25/341-11 (3216552R92) 37x9 25/341-12 (3230272R1)	APL1251 533, 540, 633, 640, 733, 740, 833, 840, 940 APL1351 485XL, 585XL, 644, 743, 743XL, 744, 745S, 745XL, 785XL, 844, 844S, 844XL, 856XL, 885XL
25/361-2 (3223198R1)	25/6400-72 (3147188R1)	25/352-8 (3140666R91, K395027)	25/365-2 (3147194R1)	25/355-25 (3147192R1) 0.1mm (A)	25/353-9 (170234R1+ 392679R91)	25/341-13 (3223199R1) 35x11 25/341-14 (3230314R1)	APL1551 644, 744, 844, 844S APL1552 955, 955XL, 956, 956XL, 1055, 1055XL, 1056, 1056XL

- (A) Andere Einstellscheiben auf Anfrage
 (B) Ohne Selbstsperrdifferenzial
 (C) Mit Selbstsperrdifferenzial

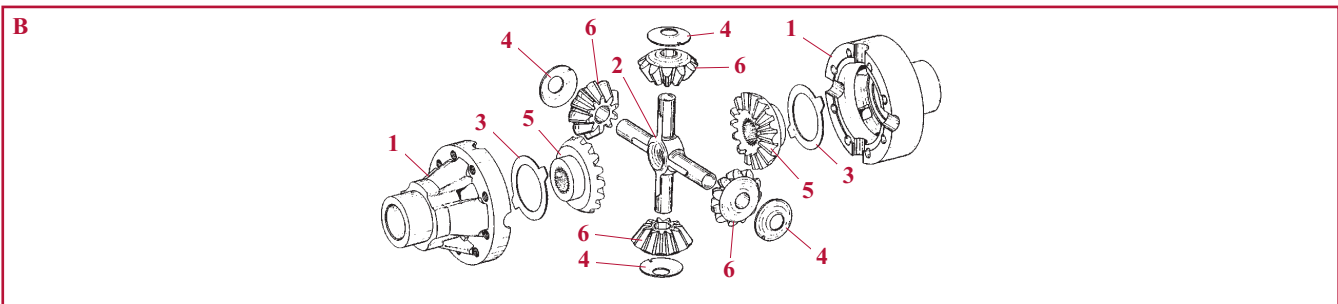
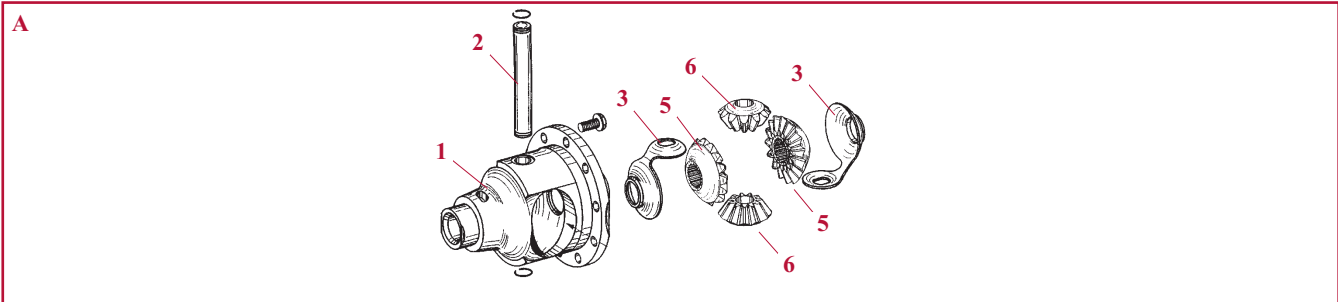
Wir vertreiben keine Originalteile.
 Die Nummern dienen lediglich als Beschreibung.


"THE RELIABLE SERVICE"


VORDERACHSTEILE 4 WD

ZF Vorderachsteile Serie 1000

Differential



1	2	3	4	5	6	Typ	Schleppertyp
Gehäuse	Achse	Scheibe	Scheibe	Zahnrad	Kegelrad		
Ohne Selbstsperrdifferenzial							
25/327-4 (3216568R1, 3230254R1)	25/351-3 (3216569R1)	25/350-7 (3216572R1)		25/349-15 (3216570R1)	25/348-5 (3230284R1, 3147201R1)	A	APL1251 533, 540, 633, 640, 733, 740, 833, 840, 940
	25/351-4 (3230255R1)	25/350-4 (3230258R1)		25/349-9 (3230256R1)	25/348-4 (3230257R1)		APL1351 485XL, 585XL, 644, 743, 743XL, 744, 745S, 745XL, 785XL, 844, 844S, 844XL, 856XL, 885XL
25/327-6 (3147198R1, 3230291R1)	25/351-5 (3147202R1)	25/350-5 (3147203R1)	25/347-4 (3147204R1)	25/349-10 (3230292R1)	25/348-5 (3230284R1, 3147201R1)	B	APL1551 644, 744, 844, 844S
							APL1552 955, 955XL, 956, 956XL, 1055, 1055XL, 1056, 1056XL

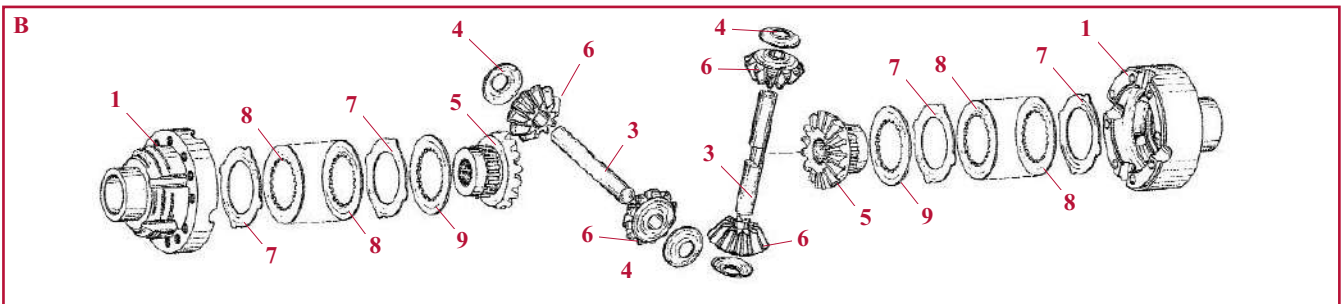
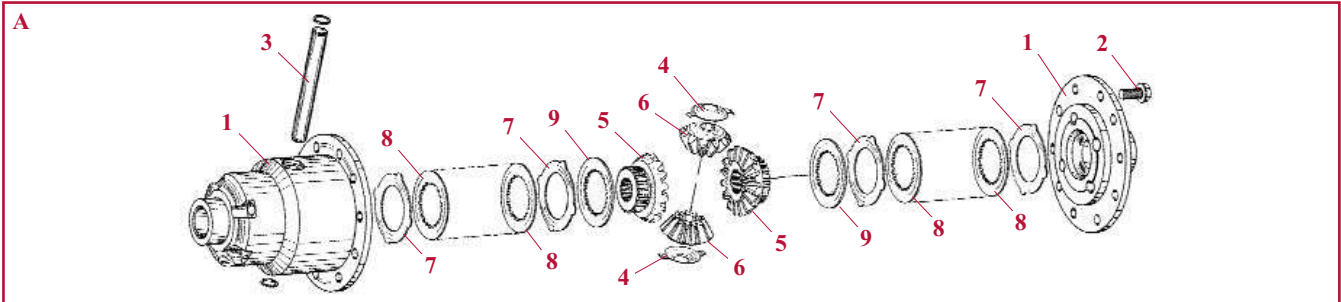
Wir vertreiben keine Originalteile.
Die Nummern dienen lediglich als Beschreibung.



"THE RELIABLE SERVICE"



IX

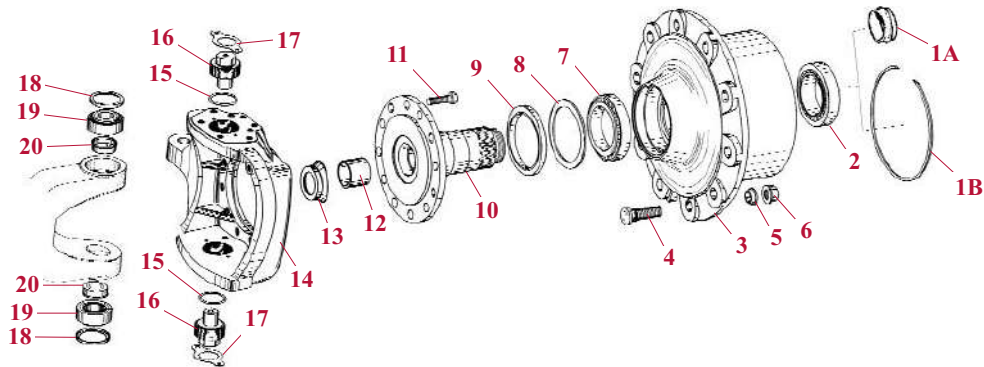
VORDERACHSTEILE 4 WD
ZF Vorderachsteile Serie 1000
Differential


1	2	3	4	5	6	Typ	Schleppertyp
Gehäuse	Bolzen	Achse	Scheibe	Zahnrad	Kegelrad		
Mit Selbstsperrdifferenzial							
25/327-5 (3230282R1)	25/343-5 (3230285R1)	25/351-3 (3216569R1)		25/349-12 (3230283R1)		A	APL1251 533, 540, 633, 640, 733, 740, 833, 840, 940
25/327-7 (3223458R1)			25/347-4 (3147204R1)		25/348-5 (3230284R1)		APL1351 485XL, 585XL, 644, 743, 743XL, 744, 745S, 745XL, 785XL, 844, 844S, 844XL, 856XL, 885XL
25/327-6 (3230291R1)	25/343-6 (934998R1)	25/351-5 (3147202R1)		25/349-13 (3230320R1)		B	APL1551 644, 744, 844, 844S
							APL1552 955, 955XL, 956, 956XL, 1055, 1055XL, 1056, 1056XL

7	8	9	Typ	Schleppertyp
Zwischenscheibe	Reibscheibe	Distanzscheibe		
Mit Selbstsperrdifferenzial				
25/316-20 (3223459R1)	25/317-19 (3223460R1)	25/350-8 (3223463R1) dicke 2.8mm 25/350-9 (3223462R1) dicke 2.9mm 25/350-10 (3223461R1) dicke 3.0mm	A	APL1251 533, 540, 633, 640, 733, 740, 833, 840, 940
				APL1351 485XL, 585XL, 644, 743, 743XL, 744, 745S, 745XL, 785XL, 844, 844S, 844XL, 856XL, 885XL
			B	APL1551 644, 744, 844, 844S,
				APL1552 955, 955XL, 956, 956XL, 1055, 1055XL, 1056, 1056XL

Wir vertreiben keine Originalteile.
Die Nummern dienen lediglich als Beschreibung.


"THE RELIABLE SERVICE"


VORDERACHSTEILE 4 WD
ZF Vorderachsteile Serie 1000
Gelenkgehäuse


1	2	3	4	5	6	7	
Sprengring	Lager	Nabe	Bolzen	Unterlegscheibe	Mutter	Lager	Schleppertyp
25/6436-6 (3216592R1) 1A	25/6410-25 (3143564R91+ 3216620R1)	25/445-1 (3216598R1)	25/440-23 (B) (3230876R1) 25/440-64 (C) (3216558R1)	25/441-9 (B) (3230348R3) 25/441-64 (C) (712824R1)	25/441-23 (B) (3230877R1, 905667R1) 25/441-8 (C) (933800R1, 98782C1, 905514R1)	25/6410-21 (625743C1+ 3216619R91)	APL1251 533, 540, 633, 640, 733, 740, 833, 840, 940
25/6436-1 (3146675R1) 1B	25/6410-26 (533726R1 +533727R1, A75211 +A75210)	25/445-2 (3230280R1)	25/440-23 (3230876R1)	25/441-9 (3230348R3)	25/441-23 (3230877R1, 905667R1)	25/6410-22 (A26744+ ST2001A)	APL1351 485XL, 585XL, 644, 743, 743XL, 744, 745S, 745XL, 785XL, 844, 844S, 844XL, 856XL, 885XL
	25/6410-27 (3232808R91)	25/445-3 (3147261R1)	25/440-24 (3230878R1)				APL1551 644, 744, 844, 844S
	25/6410-31 (3230311R92)	25/445-4 (3230313R1)	25/440-23 (3230876R1)				APL1552 955, 955XL, 956, 956XL, 1055, 1055XL, 1056, 1056XL

8	9	10	11	12	13	14	
Wellendichtung	Wellendichtung	Achse	Bolzen	Buchse	Wellendichtung	Gehäuse	Schleppertyp
25/6417-2 (3216593R1)	25/6408-25 (3216594R1) 75x95x10	25/6415-1 (322604R91, 3216590R2)	25/440-25 (934654R1, 628-12025)	25/6462-9 (3216585R1) 32x28x29.7	25/6407-8 (3405555R2, 3216597R1, 3226006R1+ 3226009R1+ 3226008R1)	25/6400-50 (3230955R1) (R) 25/6400-51 (3230954R1) (L)	APL1251 533, 540, 633, 640, 733, 740, 833, 840, 940
		25/6415-2 (3232082R91, 1502272C1)					APL1351 485XL, 585XL, 644, 743, 743XL, 744, 745S, 745XL, 785XL, 844, 844S, 844XL, 856XL, 885XL
25/6417-3 (3147263R1)	25/6408-26 (3147259R91)	25/6415-3 (3230890R91)	25/440-26 (931640R1, 614-14040)	25/6462-10 (3147216R1)	25/6407-20 (3224342R1, 3224344R1+ 3224345R1+ 3224343R1)	25/6400-22 (3230302R1)	APL1551 644, 744, 844, 844S
		25/6415-4 (3232083R91)					APL1552 955, 955XL, 956, 956XL, 1055, 1055XL, 1056, 1056XL

(B) Ohne Selbstsperrdifferenzial

(C) Mit Selbstsperrdifferenzial

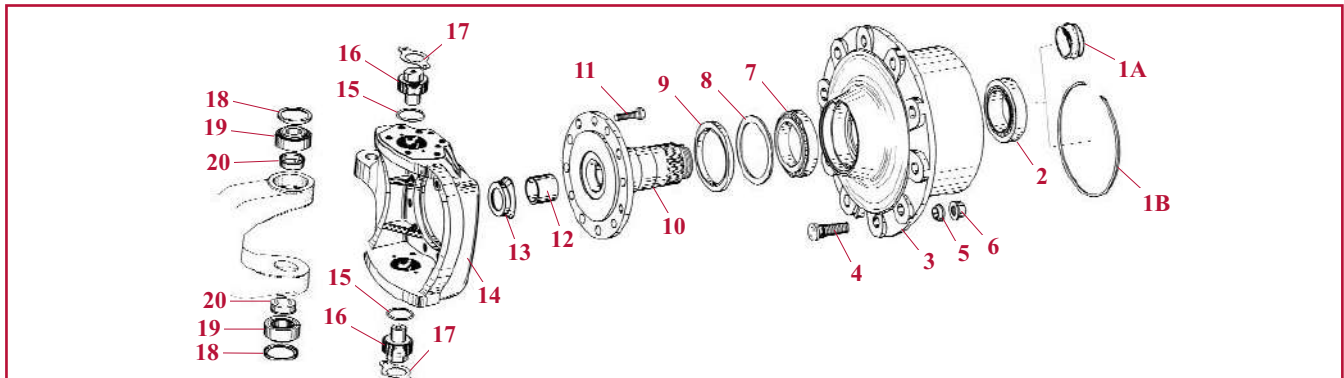
(D) 533, 633, 733, 833

(E) 540, 640, 740, 840, 940

Wir vertreiben keine Originalteile.

Die Nummern dienen lediglich als Beschreibung.


"THE RELIABLE SERVICE"


VORDERACHSTEILE 4 WD
ZF Vorderachsteile Serie 1000
Gelenkgehäuse


15	16	17	18	19	20	
O-Ring	Bolzen	Distanzscheibe	Dichtung	Lager	Deckel	Schleppertyp
25/6452-5 (3147244R1, 81296C1, 1964258C1)	25/6450-12 (3216588R1)	25/6453-1	25/6425-1 (81668C1, 3147243R1) 44x65x6	25/6451-1 (D) (3404788R91+ 3404787R91, 3147242R91+ 3147241R1)	25/6425-3 (3147245R1) Ø 40mm	APL1251 533, 540, 633, 640, 733, 740, 833, 840, 940
	25/6450-13 (3147233R1)	25/6453-2		2.60		25/6451-1 (3404788R91+ 3404787R91, 3147242R91+ 3147241R1)
25/6453-3		2.70	APL1551 644, 744, 844, 844S			
25/6453-4		2.75	APL1552 955, 955XL, 956, 956XL, 1055, 1055XL, 1056, 1056XL			
25/6453-5		2.80				
25/6453-6		2.85				
25/6453-7		2.90				
25/6453-8		2.95				
25/6453-9		3.00				
25/6453-10		3.05				
25/6453-11		3.10				
25/6453-12	3.15					
25/6453-13	3.20					
25/6453-14	3.30					

(B) Ohne Differentialsperre

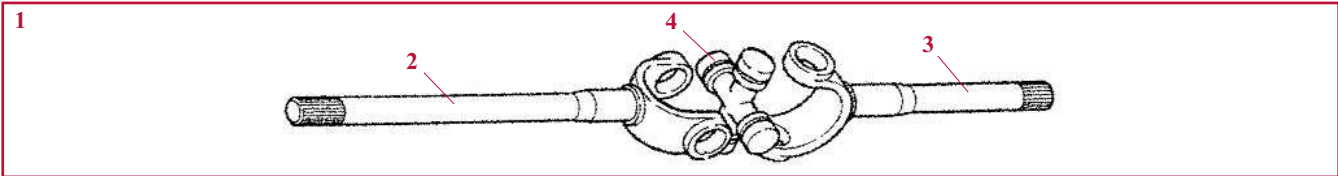
(C) Mit Differentialsperre

(D) 533, 633, 733, 833

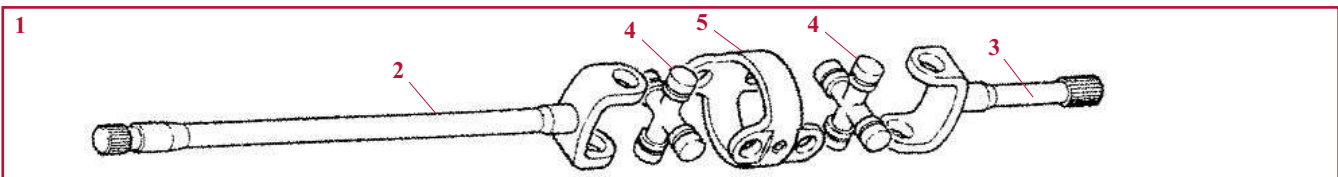
(E) 540, 640, 740, 840, 940

 Wir vertreiben keine Originalteile.
 Die Nummern dienen lediglich als Beschreibung.

"THE RELIABLE SERVICE"


VORDERACHSTEILE 4 WD
ZF Vorderachsteile Serie 1000
Gelenkgehäuse


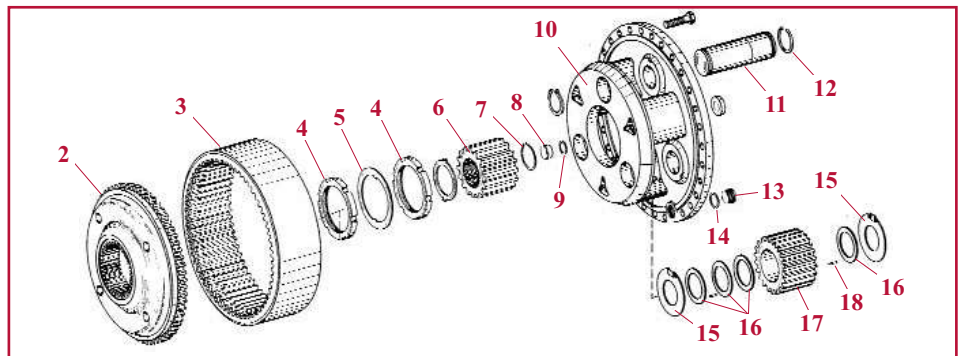
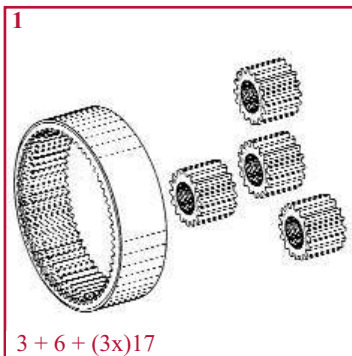
1		2		3	4	
Gelenk		Achse		Achse	Kreuzstück	Schleppertyp
Links	Rechts	Links	Rechts			
		25/6405-11 (3216600R91)	25/6405-12 (3216602R91)	25/6405-33 (3216599R91)	25/6403-7 (3230277R1, 137700420834, 1967554C1) 82x27	APL1251 533, 540, 633, 640, 733, 740, 833, 840, 940
		25/6405-15 (3230276R1)	25/6405-16 (3230278R1)			APL1351 485XL, 585XL, 644, 743, 743XL, 744, 745S, 745XL, 785XL, 844, 844S, 844XL, 856XL, 885XL
25/6402-14 (3147219R91)	25/6402-22 (3147217R91)			25/6405-35 (3404366R1)	25/6403-124 (3224325R1) 97x34	APL1551 644, 744, 844, 844S
25/6402-15 (3230316R1)	25/6402-23 (3230317R1)	25/6405-17 (3404369R1)	25/6405-18 (3404367R1)	25/6405-36 (1975567C1)		APL1552 955, 955XL, 956, 956XL, 1055, 1055XL, 1056, 1056XL

ZF Vorderachsteile Serie 1000
Gelenkgehäuse


1		2		3	4	5	
Gelenk		Achse		Achse	Kreuzstück	Gelenkgabel	Schleppertyp
Links	Rechts	Links	Rechts				
		25/6405-13 (89522C1)	25/6405-14 (89525C1)	25/6405-34 (89521C1)	25/6403-20 (K965215, 89524C1) 79x30	25/6404-13 (89523C1)	APL1251 533, 540, 633, 640, 733, 740, 833, 840, 940
		25/6405-68 (89528C1)	25/6405-69 (89529C1)				
25/6402-16 (1975554C1)	25/6402-24 (1975557C1)	25/6405-19 (1975555C1)	25/6405-20 (1975558C1)	25/6405-37 (1975556C1)		25/6404-14 (1975561C1)	APL1552 955, 955XL, 956, 956XL, 1055, 1055XL, 1056, 1056XL

Wir vertreiben keine Originalteile.
Die Nummern dienen lediglich als Beschreibung.


"THE RELIABLE SERVICE"


VORDERACHSTEILE 4 WD
ZF Vorderachsteile Serie 1000
Planetentrieb


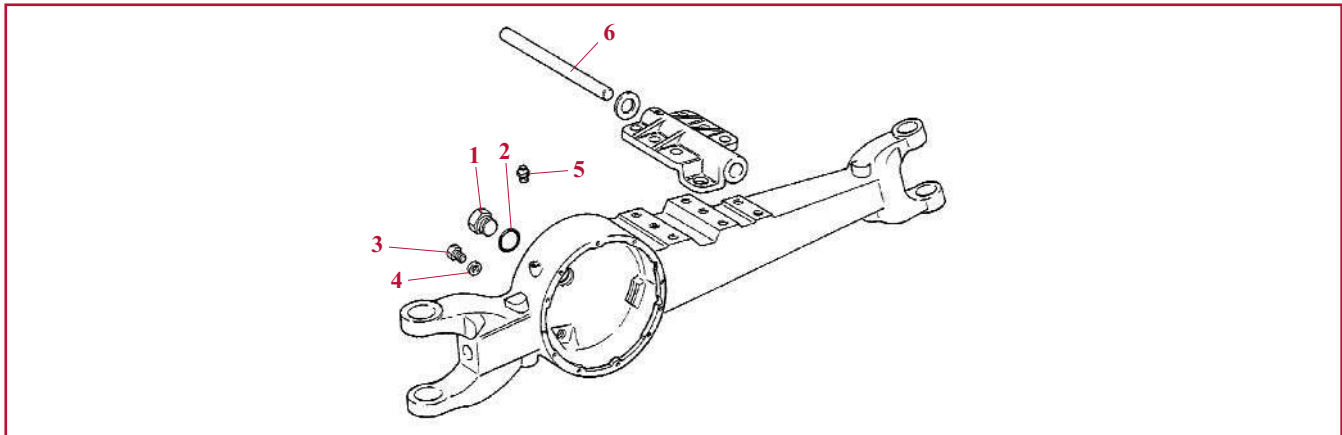
1	2	3	4	5	6	7	
Satz	Deckel	Gehäuse	Nutmutter	Sicherungsscheibe	Sonnenrad	Sicherungsring	Schleppertyp
72/6428-6KT	25/6430-11 (3216583R1)		25/451-7 (3216591R1)	25/452-18 (834655R1)	25/6406-10 (3216582R1)	25/6434-14 (933074R1, 800-1128)	APL1251 533, 540, 633, 640, 733, 740, 833, 840, 940
72/6428-7KT	25/6435-1 (3230266R1)	25/6430-12 (3230267R1)	25/451-8 (3230270R1)	25/452-11 (3230269R1)	25/6406-11 (3230265R1)		APL1351 485XL, 585XL, 644, 743, 743XL, 744, 745S, 745XL, 785XL, 844, 844S, 844XL, 856XL, 885XL
72/6428-8KT	25/6435-2 (3147214R1)	25/6430-13 (3147215R1)	25/451-9 (3147253R1)	25/452-12 (3147252R1)	25/6406-12 (3147213R1)	25/6434-15 (933029R1, 800-1135)	APL1551 644, 744, 844, 844S
72/6428-9KT	25/6435-3 (3230299R1)	25/6430-14 (3230300R1)	25/451-10 (3230310R1)	25/452-13 (934013R1)	25/6406-13 (3230298R1)	25/6434-16 (3134245R1)	APL1552 955, 955XL, 956, 956XL, 1055, 1055XL, 1056, 1056XL

8	9	10	11	12	13	14	
Anschlagscheibe	Distanzsch.	Träger	Welle	Sprengtring	Deckel	O-Ring	Schleppertyp
25/6445-2 (89527C1, 3147209R2)	25/6446-2 (3147212R1) dicke 0.3mm	25/6401-9 (3401535R1)	25/381-11 (3216574R1)	25/388-1 (934650R1)	25/6438-5 (934651R1) M18	25/6457-4 (3052681R1) 18mm	APL1251 533, 540, 633, 640, 733, 740, 833, 840, 933, 940
	25/6446-3 (3147211R1) dicke 0.5mm	25/6401-10 (3230259R1)	25/381-12 (3230260R1)	25/388-2 (933255R1)			APL1351 485XL, 585XL, 644, 743, 743XL, 744, 745S, 745XL, 785XL, 844, 844S, 844XL, 856XL, 885XL
	25/6446-4 (3147210R1) dicke 1.0mm	25/6401-11 (3147205R1, 3234426R1)	25/381-13 (3147206R1)		25/6438-6 (933718R1, 3084191M1) M24	25/6457-2 (933709R1, A48812) 24mm	APL1551 644, 744, 844, 844S
		25/6401-12 (3230293R1)	25/381-7 (3230294R1)				APL1552 955, 955XL, 956, 956XL, 1055, 1055XL, 1056, 1056XL

15	16	17	18	
Anlaufscheibe	Distanzsch.	Planetenrad	Nadellager	Schleppertyp
25/384-8 (3216577R1)	25/384-5 (3216576R1)	25/6431-9 (3216575R1)	25/6433-6 (934642R1)	APL1251 533, 540, 633, 640, 733, 740, 833, 840, 940
25/384-3 (3146668R1)	25/384-6 (3146667R1)	25/6431-10 (3230261R1)	25/6433-7 (3230262R1)	APL1351 485XL, 585XL, 644, 743, 743XL, 744, 745S, 745XL, 785XL, 844, 844S, 844XL, 856XL, 885XL
		25/6431-11 (3147207R1)	25/6433-8 (3147208R1)	APL1551 644, 744, 844, 844S
		25/6431-12 (3230295R1)	25/6433-9 (3146666R1)	APL1552 955, 955XL, 956, 956XL, 1055, 1055XL, 1056, 1056XL

Wir vertreiben keine Originalteile.
Die Nummern dienen lediglich als Beschreibung.

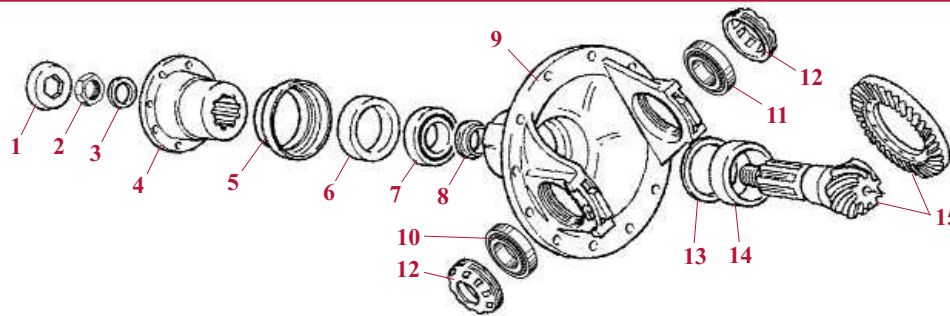

"THE RELIABLE SERVICE"


VORDERACHSTEILE 4 WD
ZF Vorderachsteile Serie 3000
Achsträger


1	2	3	4	5	6	
Deckel	O-Ring	Deckel	O-Ring	Entlüftungs Ventil	Bolzen	Schleppertyp
25/6456-4 (933716R1, A48791) M42x1.5	25/6457-5 (933710R1, A48799)	25/6456-1 (119349A1, 898172H1)	25/6457-2 (933709R1)	25/6461-2 (1966149C2, 898138H1)		APL3050 946, 1046
					25/485-21 (3140082R1) Ø 40mm	APL3052 644, 743, 743XL, 744, 745S, 745XL, 844, 844S, 844XL, 856XL, 946, 955, 955XL, 956, 956XL, 1046, 1055, 1055XL, 1056, 1056XL, 1246, 1255, 1255XL
						APL3054 1455, 1455XL

Wir vertreiben keine Originalteile.
 Die Nummern dienen lediglich als Beschreibung.


"THE RELIABLE SERVICE"


VORDERACHSTEILE 4 WD
ZF Vorderachsteile Serie 3000
Eingangswelle


1	2	3	4	5	6	7	
Sicherungsblech	Mutter	Unterleglegscheibe	Antriebsflansch	Staubkappe	Wellendichtring	Lager	Schleppertyp
25/346-6 (3146651R1)	25/346-4 (934208R1, A52070)	25/346-9 (3146650R1, A52069)	25/345-4 (3146653R1)	25/355-26 (3146654R1)	25/355-3 (3147195R91) 80x50x13	25/354-12 (530745R1+406535R91)	APL3052 644, 743, 743XL, 744, 745S, 745XL, 844, 844S, 844XL, 856XL, 955, 955XL, 956, 956XL, 1055, 1055XL, 1056, 1056XL
			25/345-5 (3146731R1)				APL3052 946, 1046, 1246, 1255, 1255XL
							APL3054 1455, 1455XL

8	9	10	11	12	13	14	15	
Buchse	Gehäuse	Lager	Lager	Mutter	Distanzsch.	Lager	Teller- u. Kegelrad	Schleppertyp
25/361-3 (3146647R1) 25/361-4 (3223200R1)	25/6400-23 (3146646R1)	25/352-9 (659459R1+659458R91, L33289)	25/352-10 (105496H+105503H)	25/365-3 (3134297R1)	25/355-27 (3134949R1) 0.1mm (A)	25/353-10 (107577R1+298033R91)		APL3050 946, 1046
							25/341-15 (3221720R91)	APL3052 644, 743, 743XL, 744, 745S, 745XL, 844, 844S, 844XL, 856XL, 955, 955XL, 956, 956XL, 1055, 1055XL, 1056, 1056XL
							25/341-17 (3223201R1)	APL3052 946, 1046, 1246, 1255, 1255XL
							25/341-18 (3405262R91)	APL3054 1455, 1455XL

(A) Andere Einstellscheiben auf Anfrage /

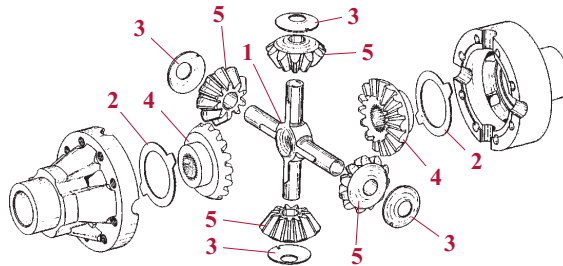
 Wir vertreiben keine Originalteile.
 Die Nummern dienen lediglich als Beschreibung.

"THE RELIABLE SERVICE"

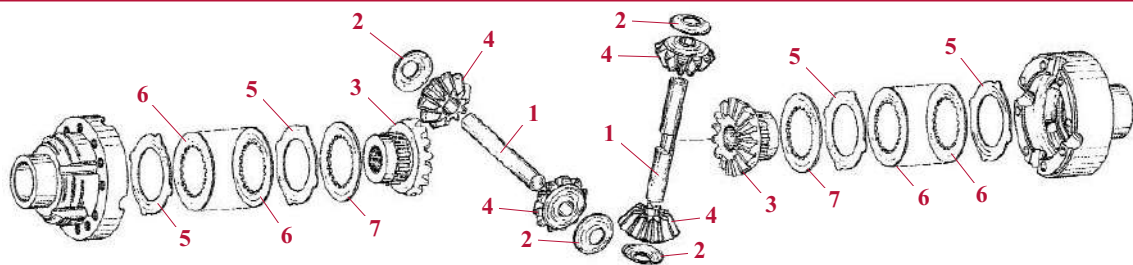

VORDERACHSTEILE 4 WD

ZF Vorderachsteile Serie 3000

Differential



1	2	3	4	5	
Achse	Scheibe	Scheibe	Zahnrad	Kegelrad	Schleppertyp
Ohne Selbstsperrdifferenzial					
25/351-6 (3146660R1)	25/350-6 (3146661R1)	25/347-5 (3146662R1)	25/349-11 (3221075R1)	25/348-6 (3134290R1)	APL3050 946, 1046
					APL3052 644, 743, 743XL, 744, 745S, 745XL, 844, 844S, 844XL, 856XL, 946, 955, 955XL, 956, 956XL, 1046, 1055, 1055XL, 1056, 1056XL, 1246, 1255, 1255XL
					APL3054 1455, 1455XL



1	2	3	4	5	6	7	
Achse	Scheibe	Zahnrad	Kegelrad	Zw.scheibe	Reibscheibe	Distanzsch.	Schleppertyp
Mit Selbstsperrdifferenzial							
25/351-7 (3216750R1)	25/347-6 (3216749R1)	25/349-14 (3216747R1)	25/348-7 (3216748R1)	25/316-21 (3216742R1)	25/317-20 (3216743R1)	25/350-12 (3216745R1) 2.9mm	APL3052 644, 743, 743XL, 744, 745S, 745XL, 844, 844S, 844XL, 856XL, 946, 955, 955XL, 956, 956XL, 1046, 1055, 1055XL, 1056, 1056XL, 1246, 1255, 1255XL
						25/350-13 (3216744R1) 3.0mm	APL3054 1455, 1455XL

Wir vertreiben keine Originalteile.
Die Nummern dienen lediglich als Beschreibung.



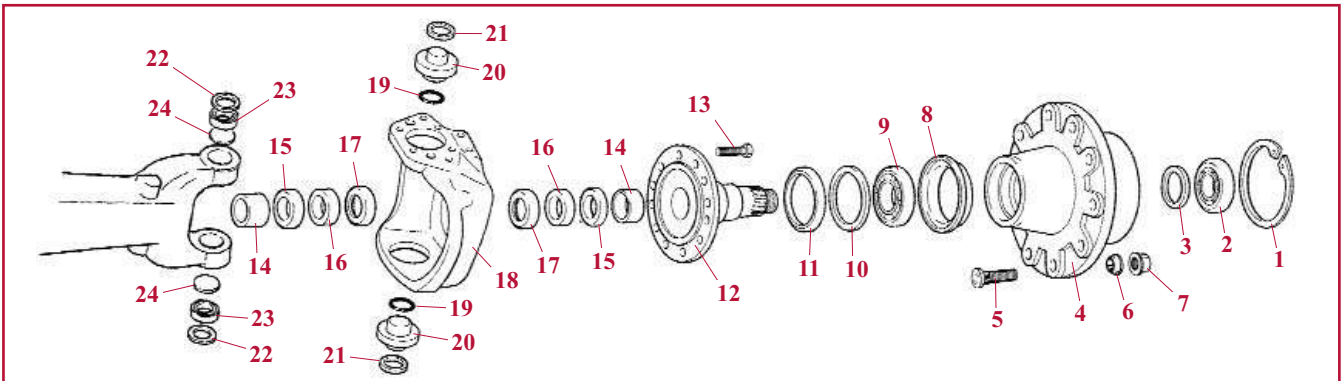
"THE RELIABLE SERVICE"



VORDERACHSTEILE 4 WD

ZF Vorderachsteile Serie 3000

Gelenkgehäuse



1	2	3	4	5	6	7	
Sprengring	Lager	Sprengring	Nabe	Bolzen	Unterlegscheibe	Mutter	Schleppertyp
25/6436-1 (3146675R1)	25/6410-22 (A26744+ ST2001A, 102161H+ 29214H)	25/6436-7 (3225928R1) 5.2mm (A)	25/445-5 (3146688R1)	25/440-24 (3230878R1)	25/441-9 (3230348R3)	25/441-23 (3230877R1, 905667R1)	APL3050 946, 1046
25/6436-2 (3405359R1)	25/6410-48 (238661R91 +54538H)		25/445-6 (3405257R1)	25/440-31 (3405268R1)	25/441-11 (3230875R2)	25/441-24 (1541701C1, 905654R1)	APL3054 1455, 1455XL

8	9	10	11	12	13	
Staubblech	Lager	Scheibe	Dichtring	Nabenträger	Schraube	Schleppertyp
					25/440-27 (931218R1, 613- 160030) M16x30	APL3050 946, 1046
25/6408-79 (3146689R1)	25/6410-23 (529453R1 +529452R1)		25/6408-27 (3146686R91) 120x95x13	25/6415-5 (3230889R91)	25/440-28 (931426R1, 628- 16040) M16x35	APL3052 644, 743, 743XL, 744, 745S, 745XL, 844, 844S, 844XL, 856XL, 946, 955, 955XL, 956, 956XL, 1046, 1055, 1055XL, 1056, 1056XL, 1246, 1255, 1255XL
	25/6410-24 (ST990 +ST2133, 383741R91 +379858R1)	25/6417-4 (3405259R1) 124x100x2	25/6408-28 (3405258R1) 125x100x13	25/6415-6 (3405253R91)	25/440-29 (31140R1, 626-16030) 25/440-30 (31141R1) M16	APL3054 1455, 1455XL

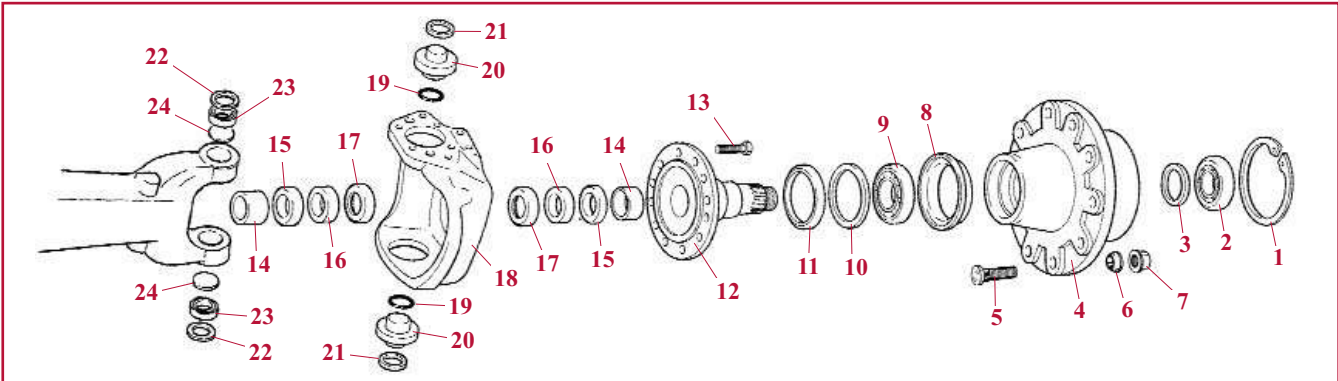
(A) Andere Einstellscheiben auf Anfrage

Wir vertreiben keine Originalteile.
Die Nummern dienen lediglich als Beschreibung.



"THE RELIABLE SERVICE"



VORDERACHSTEILE 4 WD
ZF Vorderachsteile Serie 3000
Gelenkgehäuse


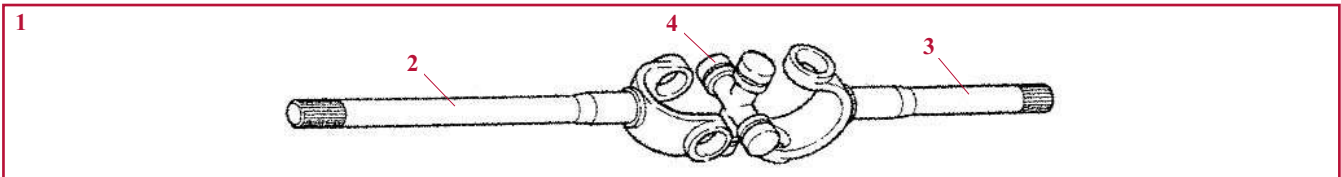
14	15	16	17	18	
Buchse	Wellendichtring	Dichtring	Halteblech	Gehäuse	Schleppertyp
25/6462-12 (3146683R1)	25/6409-11 (3223861R2)	25/6407-13 (3223864R1, 340628A1) 58x40x6,5	25/6407-16 (3223863R1, 340626A1)	25/6400-26 (3229112R1) (L/L)	APL3052 644, 743, 743XL, 744, 745S, 745XL, 844, 844S, 844XL, 856XL, 946, 955, 955XL, 956, 956XL, 1046, 1055, 1055XL, 1056, 1056XL, 1246, 1255, 1255XL
25/6462-11 (3216500R1) 44x40x34	25/6407-10 (3223862R1) 60x40x11			25/6400-27 (3229113R1) (R/R)	

19	20	21	22	23	24		
O-Ring	Bolzen	Distanzscheiben	Dichtung	Lager	Deckel	Schleppertyp	
25/6452-6 (3146701R1)	25/6450-14 (3146693R1)	25/6453-15	2.60	25/6425-2 (3134217R1)	25/6451-5 (530741R1+ 400983R91)	25/6425-4 (933085R1)	APL3050 946, 1046
		25/6453-16	2.70				
		25/6453-17	2.75				
		25/6453-18	2.80				
		25/6453-19	2.85				
		25/6453-20	2.90				
		25/6453-21	2.95				
		25/6453-22	3.00				
		25/6453-23	3.05				
		25/6453-24	3.10				
		25/6453-25	3.15				
		25/6453-26	3.20				
25/6453-27	3.30	APL3054 1455, 1455XL					

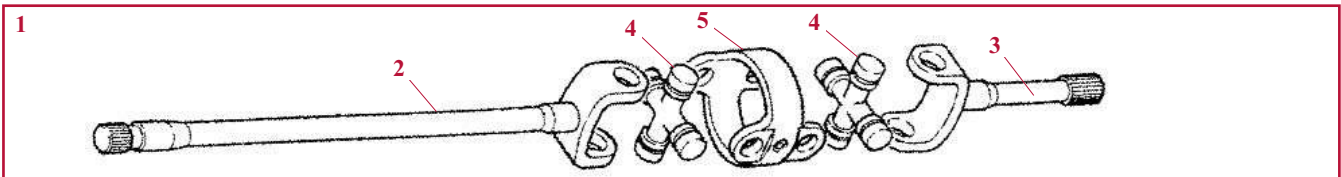
Wir vertreiben keine Originalteile.
Die Nummern dienen lediglich als Beschreibung.


"THE RELIABLE SERVICE"


IX

VORDERACHSTEILE 4 WD
ZF Vorderachsteile Serie 3000
Kreuzstück


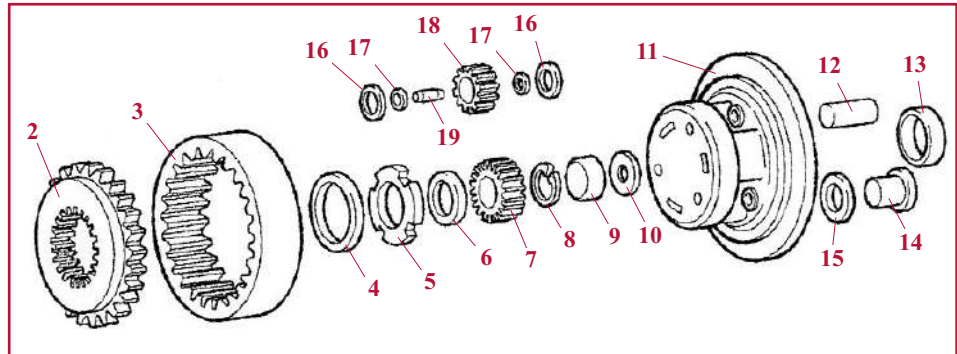
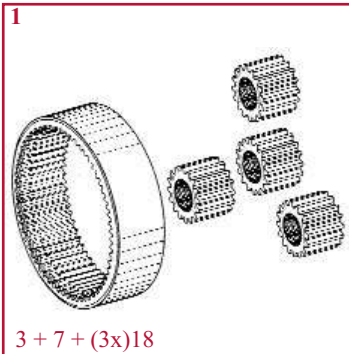
1		2		3	4	Schleppertyp
Gelenk		Achse		Achse	Kreuzstück	
Links	Rechts	Links	Rechts			
					25/6403-17 (3223955R1) 94x30	APL3050 946, 1046
25/6402-17 (3146678R91)	25/6402-25 (3146679R91)	25/6405-21 (3230388R1) Lg 350mm	25/6405-22 (3230387R1) Lg 794mm	25/6405-38 (3230386R1)	25/6403-47 (3224326R1) 106x38	APL3052 644, 743, 743XL, 744, 745S, 745XL, 844, 844S, 844XL, 856XL, 946, 955, 955XL, 956, 956XL, 1046, 1055, 1055XL, 1056, 1056XL, 1246
25/6402-19 (3229120R1)	25/6402-27 (3229121R1)	25/6405-25 (1975572C1)	25/6405-26 (1975573C1)			APL3052 1255, 1255XL



1		2		3	4	5	Schleppertyp
Gelenk		Achse		Achse	Kreuzstück	Gelenkgabel	
Links	Rechts	Links	Rechts				
				25/6405-39 (1975565C1)	25/6403-16 (1975562C1) 87x35 Mit Deckel	25/6404-14 (1975561C1) 0501 204 372	APL3052 644, 743, 743XL, 744, 745S, 745XL, 844, 844S, 844XL, 856XL, 946, 955, 955XL, 956, 956XL, 1056, 1056XL
25/6402-20 (1975568C1)	25/6402-28 (1975570C1)	25/6405-27 (1975569C1)	25/6405-28 (1975571C1)				25/6403-101 (1975563C1)
25/6402-21 (3405264R1)	25/6402-29 (3405265R1)	25/6405-29 (1975574C1)	25/6405-30 (1975576C1)	25/6405-40 (1975575C1)	APL3054 1455, 1455XL		

Wir vertreiben keine Originalteile.
Die Nummern dienen lediglich als Beschreibung.


"THE RELIABLE SERVICE"


VORDERACHSTEILE 4 WD
ZF Vorderachsteile Serie 3000
Planetentrieb


1	2	3	4	5	6	
Satz	Deckel	Gehäuse	Unterlegscheibe	Mutter	Unterlegscheibe	Schleppertyp
72/6428-11KT	25/6435-4 (3146673R2)	25/6430-16 (3146674R1)		25/452-14 (3229142R1)		APL3052 644, 743, 743XL, 744, 745S, 745XL, 844, 844S, 844XL, 856XL, 946, 955, 955XL, 956, 956XL, 1046, 1055, 1055XL, 1056, 1056XL, 1246, 1255, 1255XL (- 46436)
72/6428-12KT		25/6430-15 (112245A1)			APL3052 1255, 1255XL (46436 -)	
72/6428-10KT	25/6435-5 (3405357R1)	25/6430-17 (3405358R1)	25/451-11 (3405256R1)	25/452-15 (905653R1)	25/451-13 (3405260R1)	APL3054 1455, 1455XL

7	8	9	10	11	12	13	
Zahnrad	Sprengring	Buchse	Distanzsch.	Halter	Welle	Buchse	Schleppertyp
25/6406-14 (3146672R1)	25/6434-17 (933804R1)	25/6445-3 (3146669R1, 3134211R2, 3405355R1)	25/6434-24 (3146670R1) 0.5mm (A)	25/6401-14 (3230327R1, 112241A1)	25/381-8 (3146664R1)	25/6438-7 (933565R1)	APL3052 644, 743, 743XL, 744, 745S, 745XL, 844, 844S, 844XL, 856XL, 946, 955, 955XL, 956, 956XL, 1046, 1055, 1055XL, 1056, 1056XL, 1246, 1255, 1255XL (- 46436)
25/6406-15 (112244A1)					25/381-9 (112242A1)		APL3052 1255, 1255XL (46436 -)
25/6406-16 (3405356R1)	25/6434-18 (933113R1, 800-5135)	25/6445-4 (3405355R1)		25/6401-21 (3405255R1)	25/381-10 (3405261R1)	25/6438-8 (31146R1)	APL3054 1455, 1455XL

14	15	16	17	18	19	
Deckel	O-Ring	Buchse	Buchse	Plan. ring	Nadellager	Schleppertyp
25/6438-6 (933718R1) M24	25/6457-2 (933709R1) 24mm	25/384-3 (3146668R1)	25/384-6 (3146667R1)	25/6431-13 (3146665R1)	25/6433-9 (3146666R2)	APL3052 644, 743, 743XL, 744, 745S, 745XL, 844, 844S, 844XL, 856XL, 946, 955, 955XL, 956, 956XL, 1046, 1055, 1055XL, 1056, 1056XL, 1246, 1255, 1255XL (- 46436)
25/6438-5 (934651R1) M18				25/6457-3 (933222R1, 3051337R1) 18mm		25/6431-14 (112243A1)
25/6438-9 (933799R1) M24	25/6457-2 (933709R1) 24mm	25/384-4 (3405354R1)	25/384-7 (3405353R1)	25/6431-15 (3405351R1)	25/6433-10 (3405352R1)	APL3054 1455, 1455XL

(A) Andere Einstellscheiben auf Anfrage

 Wir vertreiben keine Originalteile.
 Die Nummern dienen lediglich als Beschreibung.

"THE RELIABLE SERVICE"


VORDERACHSTEILE 4 WD
ZF Vorderachsteile
Planetentrieb


Satz	Schleppertyp
72/6428-1KT	APL325 238, 248, 258, 385, 395, 485, 495, 495XL, 585, 585XL, 595, 595XL
72/6428-2KT	APL330 238, 248, 258, 268, 288, 385, 395, 485, 495, 585, 595, 685, 685XL, 695, 695XL, 743, 743S, 743XL, 745, 745S, 745XL, 785, 785XL, 795, 795XL, 844, 844S, 844XL, 845, 845XL, 856, 856XL, 885, 885XL, 895, 895XL, 985, 995, 995XL
72/6428-3KT (81318C1)	APL335 248, 258, 268, 288, 385, 485, 585, 685, 685XL, 695, 695XL, 743, 743S, 743XL, 745, 745S, 745XL, 785, 785S, 785XL, 795, 795XL, 844, 844S, 844XL, 845, 845XL, 856, 856XL, 885, 885XL, 895, 985, 995, 995XL
72/6428-4KT (81713C1)	APL345 956, 956XL, 1056, 1056XL
72/6428-6KT	APL1251 533, 540, 633, 640, 733, 740, 833, 840, 940
72/6428-7KT	APL1351 485XL, 585XL, 644, 743, 743XL, 744, 745S, 745XL, 785XL, 844, 844S, 844XL, 856XL, 885XL
72/6428-8KT	APL1551 644, 744, 844, 844S
72/6428-9KT	APL1552 955, 955XL, 956, 956XL, 1055, 1055XL, 1056, 1056XL
72/6428-11KT	APL3052 644, 743, 743XL, 744, 745S, 745XL, 844, 844S, 844XL, 856XL, 946, 955, 955XL, 956, 956XL, 1046, 1055, 1055XL, 1056, 1056XL, 1246, 1255, 1255XL (-46436)
72/6428-12KT	APL3052 1255, 1255XL (46436 -)
72/6428-10KT	APL3054 1455, 1455XL

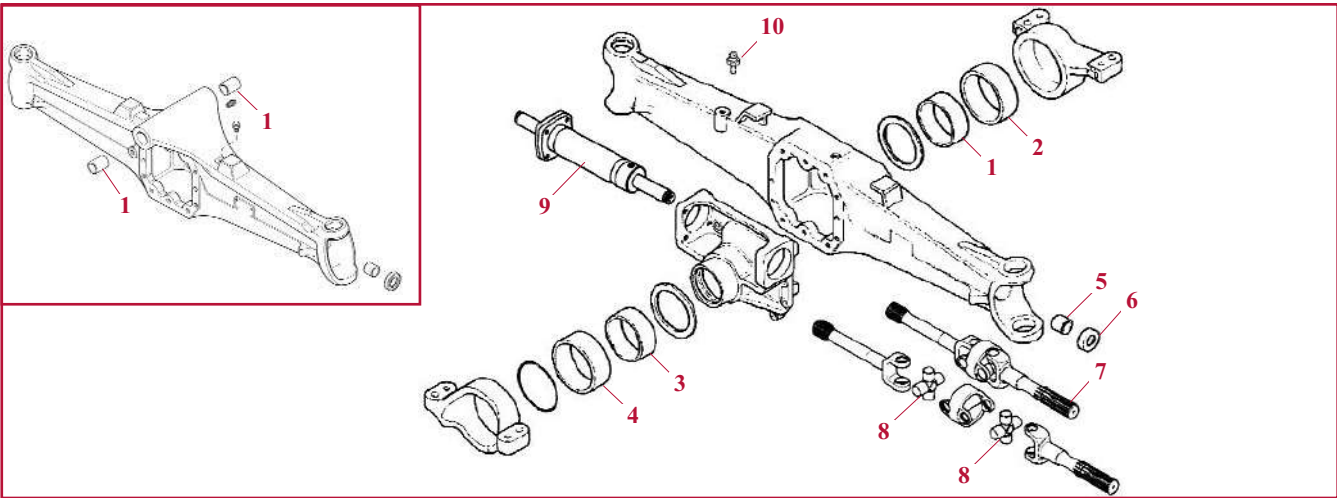
Wir vertreiben keine Originalteile.
 Die Nummern dienen lediglich als Beschreibung.


"THE RELIABLE SERVICE"


VORDERACHSTEILE 4 WD

Carraro Vorderachsteile

Achsträger



1	2	3	4	5	6	
Buchse	Buchse	Buchse	Buchse	Buchse	Dichtring	Schleppertyp
25/486-59 (9967993) 105x115x44	25/486-60 (9967992) 115x125x42	25/486-59 (9967993) 105x115x44	25/486-60 (9967992) 115x125x42	25/6462-35 (5194160) 30x34x30		Carraro Std-164 238, 248, 258, 268, 288, 395, 495, 495XL, 595, 595XL, 695, 695XL, 795, 795XL, 895, 895XL, 995, 995XL
				25/6462-35 (5194160) Std & Schmal. 30x34x30	25/6407-39 (1966191C1) 30x40x11	Carraro 707 238, 248, 258, 268, 288, 395, 495, 495XL, 595, 595XL, 695, 695XL, 795, 795XL, 895, 895XL, 995, 995XL
25/486-77 (112471A1)				25/6462-50 (112474A1) Weinbau & Schmal.		2120, 2230, 2140, 2150
25/486-59 (9967993) 105x115x44	25/486-60 (9967992) 115x125x42	25/486-59 (9967993) 105x115x44	25/486-60 (9967992) 115x125x42	25/6462-35 (5194160) 30x34x30		Carraro 707 3210, 3220, 3230, 4210, 4220, 4230, 4240,
25/486-64 (81852C1) 50x48x50				25/6462-39 (D142950) 40x44x35	25/6407-47 (N8897) 40x55x10	Carraro 709 5120, 5130, 5140, 5150, 5220, 5230, 5240, 5250
25/486-59 (9967993) 105x115x44	25/486-60 (9967992) 115x125x42				25/6407-39 (1966191C1) 30x40x11	Carraro 707 C50, C60, C70, C80, C90, C100, CX50, CX60, CX70, CX80, CX90, CX100
		25/486-59 (9967993) 105x115x44	25/486-60 (9967992) 115x125x42	25/6462-35 (5194160) 30x34x30		Carraro 707 (20.11 ⇒ JJE1015566 , 10.32 ⇒ JJE1016642) C50, C60 CX50, CX60, CX70, CX80, CX90, CX100
					25/6407-40 (85824343) 30x44x14	Carraro 707 (20.11 JJE1015566 ⇒, 20.14, 10.32 JJE1016642 ⇒) C50, C60, C70, C80, C90, C100 CX50, CX60, CX70, CX80, CX90, CX100

Wir vertreiben keine Originalteile.
Die Nummern dienen lediglich als Beschreibung.



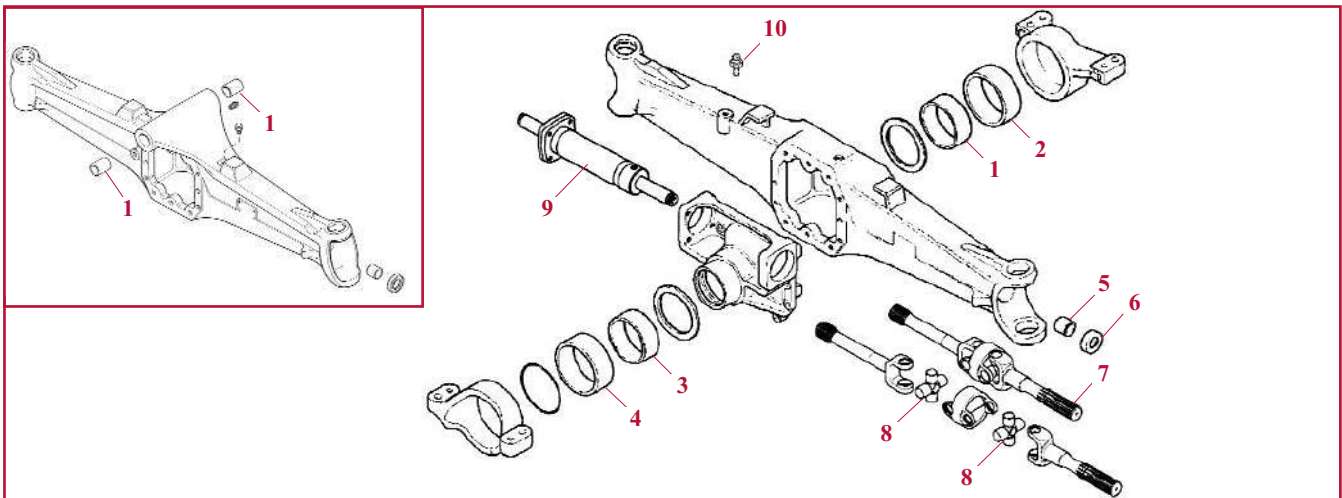
"THE RELIABLE SERVICE"



VORDERACHSTEILE 4 WD

Carraro Vorderachsteile

Achsträger



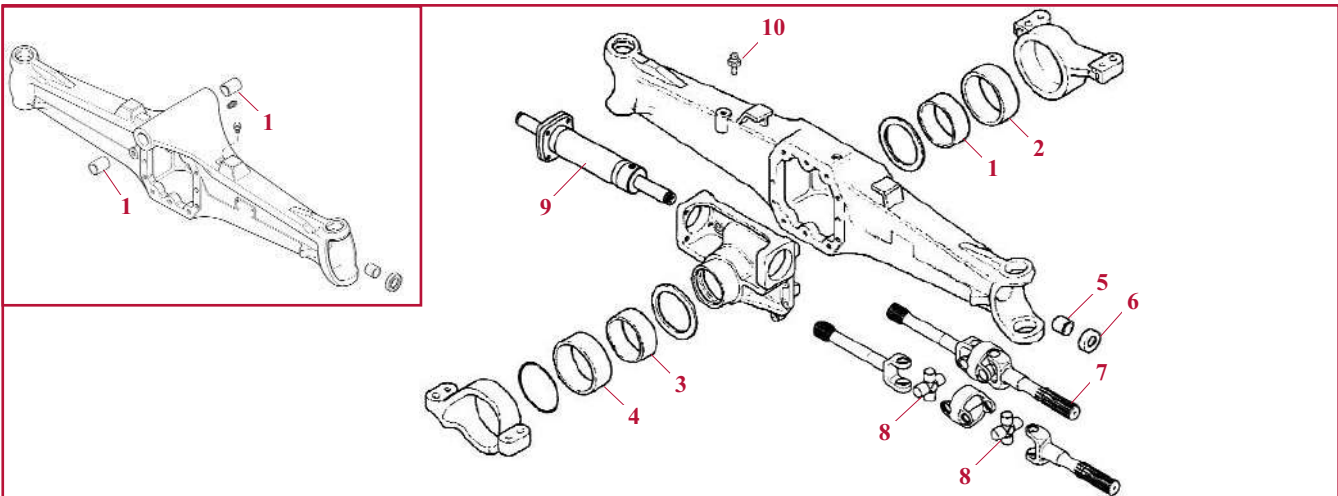
1	2	3	4	5	6	Schleppertyp
Buchse	Buchse	Buchse	Buchse	Buchse	Dichtring	
25/486-59 (9967993) 105x115x44	25/486-60 (9967992) 115x125x42	25/486-79 (1-33-741-613)		25/6462-35 (5194160) 30x34x30	25/6407-39 (1966191C1) 30x40x11	CS48, CS52, CS58, CS63 (Typ A, B)
25/486-76 (135700411048) 110x120x50	25/486-86 (1-33-141-024)	25/486-87 (1-33-141-024)	25/486-88 (1-33-141-040)	25/6462-51 (135700411004) 40x44x40		
					25/6407-39 (1966191C1) 30x40x11	CS68, CS75 (Typ D)
						CS68, CS75 (Typ E)
25/486-59 (9967993) 105x115x44	25/486-60 (9967992) 115x125x42	25/486-79 (1-33-741-613)		25/6462-35 (5194160) 30x34x30	25/6407-39 (1966191C1) 30x40x11	CS78, CS86, CS94 (Typ A, C, D, E)
					25/6407-40 (85824343) 30x44x14	
25/486-76 (135700411048) 110x120x50	25/486-86 (1-33-141-024)	25/486-87 (1-33-141-024)	25/486-88 (1-33-141-040)			CS78, CS86, CS94 (Typ B)
				25/6462-39 (D142950) 40x44x35	25/6407-47 (N8897) 40x55x10	CS100, CS110, CS120, CS130, CS150 (Typ A, B, C, D Erste Montage)
				25/6425-51 (9667999)	25/6462-39 (D142950) 40x44x35	CS100, CS110, CS120, CS130, CS150 (Typ A Letzte Montage)
				25/6425-52 (1-33-741-036)		CS100, CS110, CS120, CS130, CS150 (Typ B Letzte Montage)
25/486-59 (9967993) 105x115x44	25/486-60 (9967992) 115x125x42	25/486-80 (9968010) 115x125x44	25/486-81 (337255A1) 125x135x42	25/6462-39 (D142950) 40x44x35	25/6407-100 (1-33-741-037)	CS100, CS110, CS120, CS130, CS150 (Typ C, D Letzte Montage)
						CS100, CS110, CS120, CS130, CS150 (Typ E, F)
				25/6462-39 (D142950) 40x44x35 Typ A	25/6407-47 (N8897) 40x55x10 Typ A	CVX120, CVX130, CVX150, CVX170, CVX1135, CVX1145, CVX1155, CVX1170, CVX1190

Wir vertreiben keine Originalteile.
Die Nummern dienen lediglich als Beschreibung.



"THE RELIABLE SERVICE"

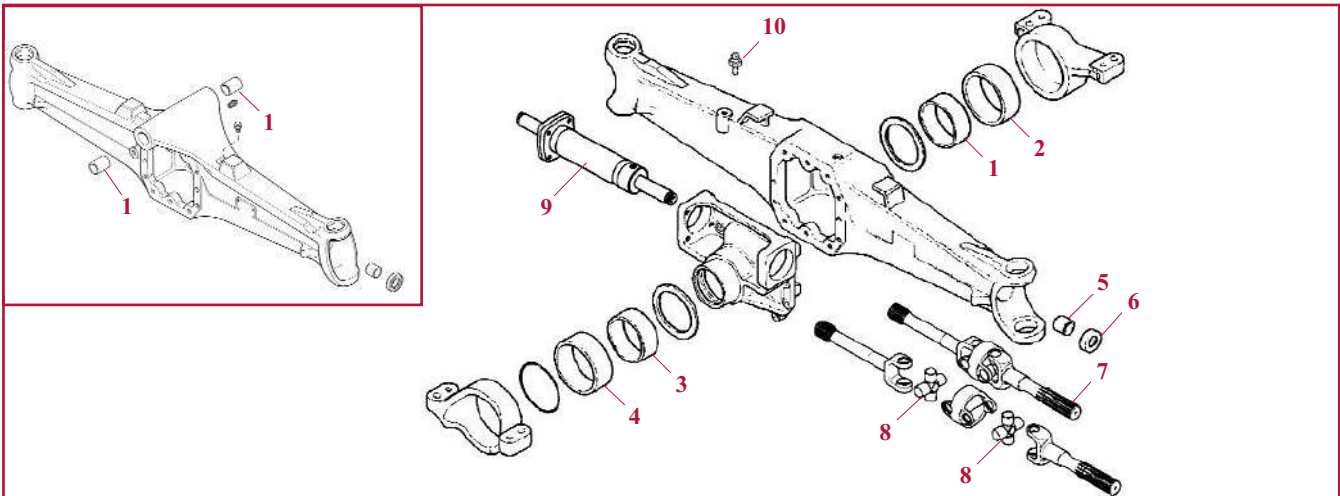


VORDERACHSTEILE 4 WD
Carraro Vorderachsteile
Achsträger


1	2	3	4	5	6	Schleppertyp
Buchse	Buchse	Buchse	Buchse	Buchse	Buchse	
					25/6407-113 (5194161) 25/6407-40 (85824343) 30x44x14	JX1060V, JX1070N/V, JX1075N/V, JX1095N/V
25/486-59 (9967993) 105x115x44	25/486-60 (9967992) 115x125x42			25/6462-35 (5194160) 30x34x30	25/6407-39 (1966191C1) 30x40x11 25/6407-40 (85824343) 30x44x14	Carraro 707 MX80C, MX90C, MX100C
25/486-75 (D149725) 50x60x54				25/6462-39 (D142950) 40x44x35	25/6407-114 (247514A1)	Carraro 709 (Ausser 20.25S) MX100, MX110, MX120, MX135, MX150, MX170
25/486-77 (112471A1)				25/6462-35 (5194160) 30x34x30	25/6407-40 (85824343) 30x44x14	PJN55, PJN65, PJN75, PJV55, PJV65, PJV75 (Std)
25/486-78 (1966215C1) 40x44x50					25/6462-50 (112474A1)	PJN55, PJN65, PJN75, PJV55, PJV65, PJV75 (Weinbau & Schmalspur)

Wir vertreiben keine Originalteile.
 Die Nummern dienen lediglich als Beschreibung.

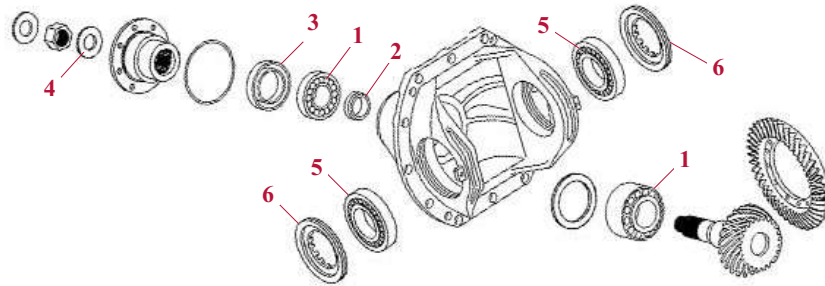

"THE RELIABLE SERVICE"


VORDERACHSTEILE 4 WD
Carraro Vorderachsteile
Achsträger


7	8	9	10	
Gelenk	Kreuzstück	Lenkzylinder	Entlüftungsventil	Schleppertyp
25/6402-30 (1537637C1)	25/6403-13 (5194198, 100546A1, 1537634C1)	25/580-10 (1537617C1)	25/6461-1 (104988, 1966149C1, 5194153, 137700410813, 1390260702, 3134273R1, 3475328M1, 898138H1)	Carraro Std-164 238, 248, 258, 268, 288, 395, 495, 495XL, 595, 595XL, 695, 695XL, 795, 795XL, 895, 895XL, 995, 995XL
25/6402-30 (1537637C1)		25/580-10 (1537617C1)		Carraro 707 238, 248, 258, 268, 288, 395, 495, 495XL, 595, 595XL, 695, 695XL, 795, 795XL, 895, 895XL, 995, 995XL 2120, 2230, 2140, 2150
25/6402-31 (81882C1)	25/6403-62 (9968059, 144465A1, N14411, B507526, 1-33-742-629, 195215A1, 137700420872)	25/580-11 (1530744C1)		Carraro 707 3210, 3220, 3230, 4210, 4220, 4230, 4240
25/6402-30 (1537637C1)	25/6403-13 (5194198, 100546A1, 1537634C1)	25/580-10 (1537617C1)		Carraro 709 5120, 5130, 5140, 5150, 5220, 5230, 5240, 5250
	25/6403-62 (9968059, 144465A1, N14411, B507526, 1-33-742-629, 195215A1, 137700420872)			Carraro 707 C50, C60C70, C80, C90, C100, CX50, CX60, CX70, CX80, CX90, CX100 CS48, CS52, CS58, CS63
				CS68, CS75 (Typ D, E) CS78, CS86, CS94 (Typ A, C, D & E) CS100, CS110, CS120, CS130, CS150
				CVX120, CVX130, CVX150, CVX170, CVX1135, CVX1145, CVX1155, CVX1170, CVX1190
				JX1060V, JX1070N/V, JX1075N/V, JX1095N/V
25/6402-30 (1537637C1)	25/6403-13 (5194198, 100546A1, 1537634C1)	25/580-10 (1537617C1)		Carraro 707 MX80C, MX90C, MX100C
	25/6403-104 (89507283, 247543A1, 337260A1)			Carraro 709 MX80C, MX90C, MX100, MX100C, MX110, MX120, MX135, MX150, MX170
			PJN55, PJN65, PJN75, PJV55, PJV65, PJV75	

Wir vertreiben keine Originalteile.
Die Nummern dienen lediglich als Beschreibung.

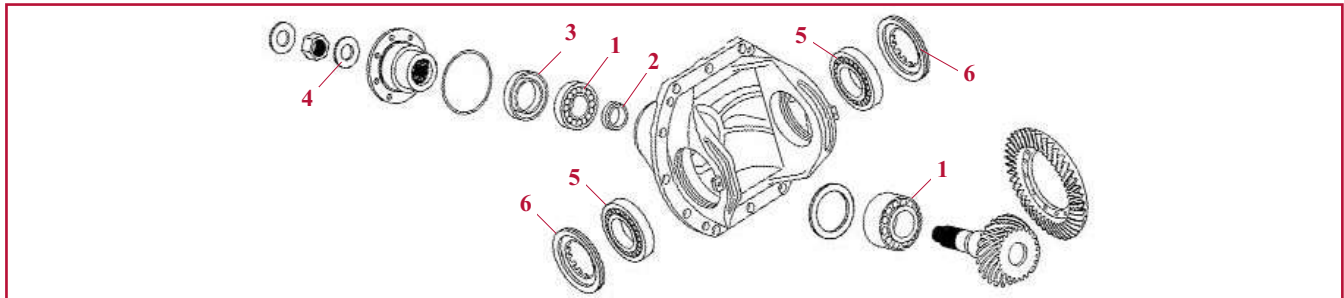

"THE RELIABLE SERVICE"


VORDERACHSTEILE 4 WD
Carraro Vorderachsteile
Eingangswelle


1	2	3	4	5	6	
Lager	Buchse	Wellen- dichtring	Unter- legscheibe	Lager	Mutter	Schleppertyp
25/353-35 (V39878)	25/361-15 (1537627C1)	25/355-28 (5194224) 58x82x16	25/346-16 (1966574C1)	25/352-25 (1964245C1)	25/365-4 (1966559C1)	Carraro Std-164 238, 248, 258, 268, 288, 395, 495, 495XL, 595, 595XL, 695, 695XL, 795, 795XL, 895, 895XL, 995, 995XL
		25/355-29 (311565A1) 30x44x14				Carraro 707 238, 248, 258, 268, 288, 395, 495, 495XL, 595, 595XL, 695, 695XL, 795, 795XL, 895, 895XL, 995, 995XL, 3210, 3220, 3230, 4210, 4220, 4230, 4240, C70, C80, C90, C100, CX50, CX60, CX70, CX80, CX90, CX100
25/353-18 (K395090, 3523862M91) 39x88x27	25/361-5 (1349058C1)	25/355-14 (247534A1) 72x100x27	25/346-11 (9968031)	25/352-8 (3140666R91)		Carraro 707 C50, C60, C70, C80, C90, C100 CX50, CX60, CX70, CX80, CX90, CX100
25/353-19 (P1139855, X1139855)	25/361-16 (175957A1)			25/352-25 (1964245C1)		Carraro 709 MX80C, MX90C, MX100C
25/353-18 (K395090, 3523862M91) 39x88x27	25/361-5 (1349058C1)	25/355-13 (81873C1) 65x92x14	25/346-16 (1966574C1)	25/352-8 (3140666R91)		Carraro 709 MX80C, MX90C, MX100, MX100C, MX110, MX120, MX135, MX150, MX170
25/353-35 (V39878)	25/361-15 (1537627C1)	25/355-28 (5194224) 58x82x16		25/352-25 (1964245C1)		Carraro 709 5120, 5130, 5140, 5150, 5220, 5230, 5240, 5250
						2120, 2230, 2140, 2150

Wir vertreiben keine Originalteile.
Die Nummern dienen lediglich als Beschreibung.

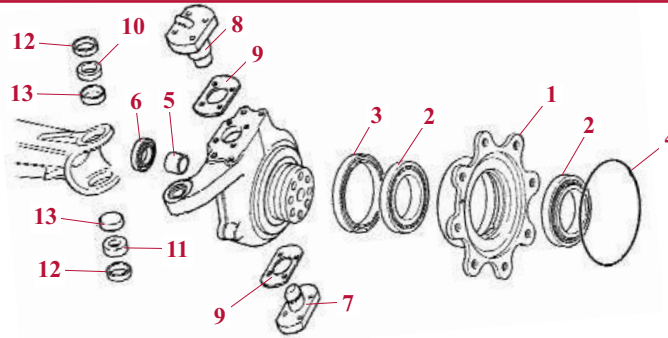

"THE RELIABLE SERVICE"


VORDERACHSTEILE 4 WD
Carraro Vorderachsteile
Eingangswelle


1	2	3	4	5	6	
Lager	Buchse	Wellen- dichtring	Unter- legscheibe	Lager	Mutter	Schleppertyp
25/353-36 (1-33-742-746) 35x80x21	25/361-15 (1537627C1)	25/355-28 (5194224) 58x82x16	25/346-16 (1966574C1)	25/352-26 (1-33-742-750, 354721A1, 26799970)	25/365-4 (1966559C1)	CS48, CS52, CS58, CS63 (Typ A, B)
25/353-37 (190003326072, 190003326124)		25/355-31 (1397421032)				CS55, C64, C70 (Typ A) CS68, CS75 (Typ A, B, C) CS48, CS52, CS58, CS63 (Typ C)
25/353-35 (V39878)	25/361-15 (1537627C1)	25/355-28 (5194224) 58x82x16	25/346-16 (1966574C1)	25/352-26 (1-33-742-750, 354721A1, 26799970)		CS68, CS75 (Typ D, E) CS78, CS86, CS94 (Typ A, C, D & E)
25/353-37 (190003326072, 190003326124)	25/361-5 (1349058C1)	25/355-32 (295151A1) 35x52x16	25/346-11 (9968031)	25/352-27 (190003326030)		CS100, CS110, CS120, CS130, CS150 (Typ A, B, C, D Erste Montage)
25/353-18 (K395090, 3523862M91 39x88x27	25/361-17 (K261014)		25/346-17 (1349059C1)	25/352-8 (3140666R91)		CS100, CS110, CS120, CS130, CS150 (Typ A, B, C, D Letzte Montage)
25/353-37 (190003326072, 190003326124)	25/361-5 (1349058C1)		25/346-18 (144454A1)	25/352-27 (190003326030, 137700420820)		CS100, CS110, CS120, CS130, CS150 (Typ E, F Letzte Montage)
						CVX120, CVX130, CVX150, CVX170, CVX1135, CVX1145, CVX1155, CVX1170, CVX1190 (Typ A)
				CVX120, CVX130, CVX150, CVX170, CVX1135, CVX1145, CVX1155, CVX1170, CVX1190 (Typ B, C)		
25/353-19 (P1139855, X1139855)	25/361-16 (175957A1)	25/355-14 (247534A1) 72x100x27	25/346-11 (9968031)	25/352-29 (1966894C1)		CVX120, CVX130, CVX150, CVX170, CVX1135, CVX1145, CVX1155, CVX1170, CVX1190 (Typ D, E, F)
25/353-35 (V39878)	25/361-15 (1537627C1)	25/355-28 (5194224) 58x82x16	25/346-16 (1966574C1)	25/352-25 (1964245C1)		PJN55, PJN65, PJN75, PJV55, PJV65, PJV75

Wir vertreiben keine Originalteile.
Die Nummern dienen lediglich als Beschreibung.


"THE RELIABLE SERVICE"


VORDERACHSTEILE 4 WD
Carraro Vorderachsteile
Gelenkgehäuse


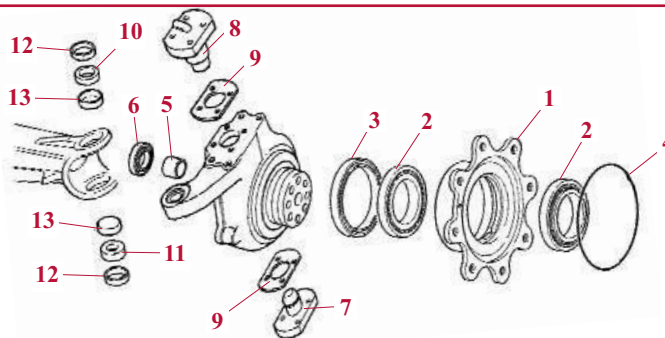
1	2	3	4	5	6	
Nabe	Lager	Dichtring	O-Ring	Buchse	Dichtring	Schleppertyp
25/445-9 (100558A1)	25/6410-41 (1966169C1) 95x135x20	25/6408-49 (311569A1) 130x160x17	25/6413-6 (100552A1)	25/6462-37 (100532A1) 45x50x35	25/6407-37 (100529A1) 45x65x12	Carraro Std-164 238, 248, 258, 268, 288, 395, 495, 495XL, 595, 595XL, 695, 695XL, 795, 795XL, 895, 895XL, 995, 995XL
	Carraro 707 238, 248, 258, 268, 288, 395, 495, 495XL, 595, 595XL, 695, 695XL, 795, 795XL, 895, 895XL, 995, 995XL, 2120, 2230, 2140, 2150 (Std)					
	25/6410-44 (301206A1)		25/6413-8 (112493A1)	25/6462-53 (K395103) 42x62x14	25/6407-105 (K395019) 42x46x32	2120, 2230, 2140, 2150 (Weinbau & Schmalspur)
	25/6410-41 (1966169C1) 95x135x20	25/6408-49 (311569A1) 130x160x17	25/6413-6 (100552A1)			25/6407-106 (1966195C1) 42x46x40
25/445-9 (100558A1)				25/6462-37 (100532A1) 45x50x35	25/6407-37 (100529A1) 45x65x12	Carraro 707 3210, 3220, 3230, 4210, 4220, 4230, 4240
25/445-8 (K395123)	25/6410-32 (81676C1) 110x159x23	25/6408-29 (277877A1) 150x176x16		25/6462-38 (1967535C1) 35x39x35	25/6407-38 (295151A1) 35x52x16	Carraro 709 5120, 5130, 5140, 5150
		25/6408-51 (1349265C1) 155x176x16				Carraro 709 5220, 5230, 5240, 5250
	25/6410-49 (24903450) 60x95x23 Innen 25/6410-50 (24903460) 65x100x23 Aussen	25/6408-86 (5135387) 90x120x13				AVJ55, AVJ60, AVJ70 VJ60
25/445-9 (100558A1)	25/6410-41 (1966169C1) 95x135x20	25/6408-49 (311569A1) 130x160x17	25/6413-6 (100552A1)	25/6462-37 (100532A1) 45x50x35	25/6407-101 (311564A1) 65x45x18.5	Carraro 707 C50, C60, C70, C80, C90, C100 CX50, CX60, CX70, CX80, CX90, CX100

Wir vertreiben keine Originalteile.
Die Nummern dienen lediglich als Beschreibung.



"THE RELIABLE SERVICE"



VORDERACHSTEILE 4 WD
Carraro Vorderachsteile
Gelenkgehäuse


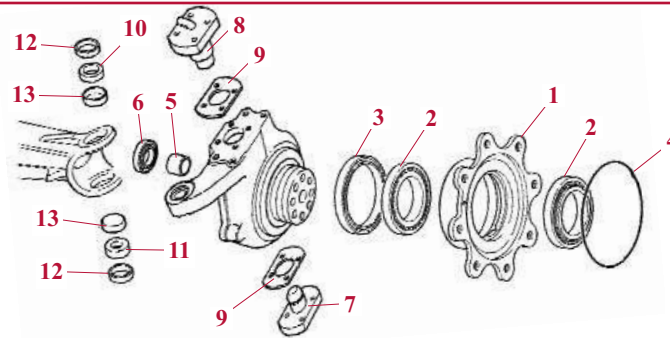
2	3	4	5	6	
Lager	Dichtring	O-Ring	Buchse	Dichtring	Schleppertyp
25/6410-45 (1-33-742-645) 95x135x20	25/6408-49 (311569A1) 130x160x17	25/6413-6 (100552A1)	25/6462-37 (100532A1) 45x50x35		CS48, CS52, CS58, CS63 (Typ A, B)
25/6410-46 (B512106) 110x158x23	25/6408-82 (1-33-741-034) 150x180x14.5	25/6413-9 (1-33-741-022)	25/6462-54 (1397421043) 58x80x16.5	25/6407-107 (G10418)	C55, C64, C70 (Typ A) CS68, CS75 (Typ A, B, C) CS48, CS52, CS58, CS63 (Typ C)
				25/6407-108 (354739A1) 80x50x16	CS78, CS86, CS94 (Typ B)
25/6410-45 (1-33-742-645) 95x135x20	25/6408-49 (311569A1) 130x160x17	25/6413-6 (100552A1)	25/6462-37 (100532A1) 45x50x35	25/6407-37 (100529A1) 45x65x12	CS68, CS75 (Typ D) CS78, CS86, CS94 (Typ A, C, D)
				25/6407-109 (402359A1, 85824345) 45x60x16	CS68, CS75 (Typ E) CS78, CS86, CS94 (Typ E)
25/6410-32 (81676C1) 110x159x23	25/6408-51 (1349265C1) 155x176x16 25/6408-81 (87415728) 150x180x16	25/6413-7 (Q2930467)	25/6462-38 (1967535C1) 35x39x35	25/6407-38 (295151A1) 35x52x16	CS100, CS110, CS120, CS130, CS150
		25/6413-10 (1-33-741-703)	25/6462-52 (300166A1, 85807981) 48x53x40	25/6407-102 (619063M1)	
		25/6413-7 (Q2930467) Typ D 25/6413-10 (1-33-741-703) Typ A, B, C, E	25/6462-52 (300166A1, 85807981) 48x53x40	25/6407-102 (619063M1) Typ A, B, C 25/6407-104 (85821287) 48x65x16.5 Typ D, E	CVX120, CVX130, CVX150, CVX170, CVX1135, CVX1145, CVX1155, CVX1170, CVX1190
25/6410-49 (24903450) 60x95x23 Innen 25/6410-50 (24903460) 65x100x23 Aussen	25/6408-86 (5135387) 90x120x13				JX55, JX60, JX65, JX70

Wir vertreiben keine Originalteile.
Die Nummern dienen lediglich als Beschreibung.



"THE RELIABLE SERVICE"

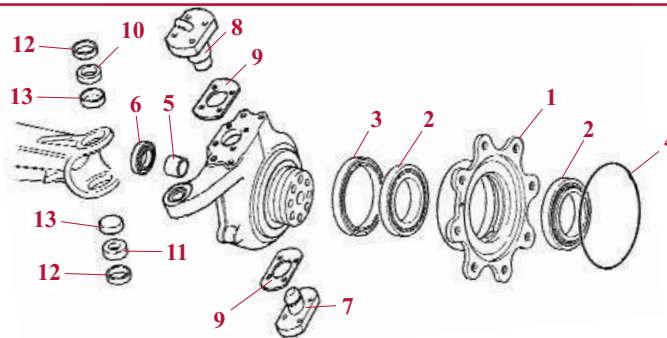


VORDERACHSTEILE 4 WD
Carraro Vorderachsteile
Gelenkgehäuse


1	2	3	4	5	6	
Nabe	Lager	Dichtring	O-Ring	Buchse	Dichtring	Schleppertyp
	25/6410-51 (24903470) 70x110x25	25/6408-87 (5136004) 105x125x12				JX75, JX80, JX85, JX90, JX95, JX80U, JX90U, JX100U, JX1080U, JX1090U, JX1100U MXM120, MXM130, MXM135, MXM140, MXM150, MXM165, MXM180 MXU100, MXU110, MXU115, MXU125, MXU130, MXU135
	25/6410-52 (5136951, 85806002) 95x135x20	25/6408-88 (5184116, 5177708, 5137109) 165x190x17				JX80U, JX90U, JX100U, JX1080U, JX1090U, JX1100U MXM120, MXM130, MXM135, MXM140, MXM150, MXM155, MXM165, MXM175, MXM180, MXM190 MXU100, MXU110, MXU115, MXU125, MXU135
	25/6410-53 (5133737, 83952531) 110x159x23	25/6408-89 (5133736) 190x220x20				MXM120, MXM130, MXM135, MXM140, MXM150, MXM155, MXM165, MXM175, MXM180, MXM190 Power-Shift
25/445-9 (100558A1)	25/6410-41 (1966169C1) 95x135x20	25/6408-49 (311569A1) 130x160x17	25/6413-6 (100552A1) 217x224x2.5	25/6462-37 (100532A1) 45x50x35	25/6407-37 (100529A1) 45x65x12	Carraro 707 MX80C, MX90C, MX100C
					25/6407-48 (247519A1) 45x70x17	Carraro 709 MX80C, MX90C, MX100, MX100C, MX110, MX120, MX135
	25/6410-32 (81676C1) 110x159x23	25/6408-81 (87415728) 150x180x16	25/6413-7 (Q2930467)	25/6462-52 (300166A1, 85807981) 48x53x40	25/6407-102 (6190263M1)	Carraro 709 MX100, MX110, MX120, MX135
					25/6407-103 (300167A1) 48x75x17	Carraro 709 MX150, MX170
					25/6407-104 (85821287) 48x65x16.5	Carraro 709 MX150
	25/6410-44 (301206A1)	25/6408-49 (311569A1) 130x160x17	25/6413-6 (100552A1)	25/6462-37 (100532A1) 45x50x35	25/6407-109 (402359A1, 85824345) 45x60x16	PJN55, PJN65, PJN75, PJV55, PJV65, PJV75 (Std)
		25/6408-81 (87415728) 150x180x16	25/6413-8 (112493A1)	25/6462-55 (K395019)		PJN55, PJN65, PJN75, PJV55, PJV65, PJV75 (Weinbau & Schmalspur)

Wir vertreiben keine Originalteile.
Die Nummern dienen lediglich als Beschreibung.

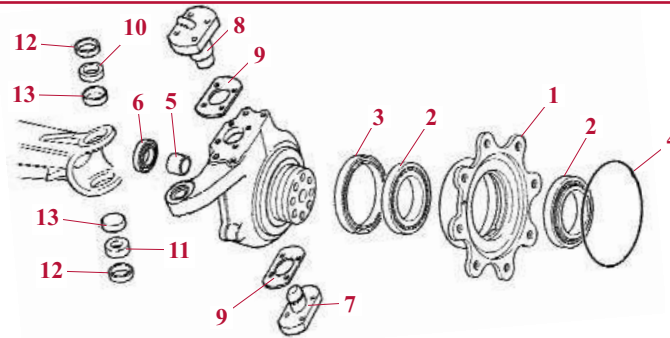

"THE RELIABLE SERVICE"


VORDERACHSTEILE 4 WD
Carraro Vorderachsteile
Gelenkgehäuse


7	8	9	10	11	12	13	
Bolzen unten	Bolzen oben	Distanzscheibe	Lager oder Buchse		Buchse	Deckel	Schleppertyp
25/6450-62 (1966190C1) Ø22-42	25/6450-65 (100531A1, 1537621C1)	25/6453-118 (1966187C1) 0,10mm	25/6451-34 (100522A1)	25/6451-35 (100520A1) 25x47x15	25/6425-42 (1966038C1) 45x55x10	25/6425-55 (1966208C1)	Carraro Std-164 238, 248, 258, 268, 288, 395, 495, 495XL, 595, 595XL, 695, 695XL, 795, 795XL, 895, 895XL, 995, 995XL
		25/6453-119 (1966188C1) 0,19mm					Carraro 707 238, 248, 258, 268, 288, 395, 495, 495XL, 595, 595XL, 695, 695XL, 795, 795XL, 895, 895XL, 995, 995XL
		25/6453-120 (1966189C1) 0,35mm					2120, 2230, 2140, 2150 (Std)
25/6450-63 (85805983)	25/6450-66 (85805980)				25/6425-53 (5194158)	25/6425-56 (122270A1) Ob. / Bov. 71x36x25	2120, 2230, 2140, 2150 (Weinbau & Schmalspur)
25/6450-64 (130148A1)	25/6450-67 (130145A1)					25/6425-57 (5194164, 122268A1) Unt. / Ond. 61x43x0,9	2120, 2230, 2140, 2150 (Weinbau & Schmalspur)
25/6450-62 (1966190C1) Ø22-42		25/6453-118 (1966187C1) 0,10mm	25/6451-84 (1966042C1) 24x47x15		25/6425-42 (1966038C1) 45x55x10	25/6425-55 (1966208C1)	2120, 2230, 2140, 2150 (Weinbau & Schmalspur)
25/6450-63 (85805983)	25/6450-66 (85805980)		25/6451-34 (100522A1)	25/6451-35 (100520A1) 25x47x15	25/6425-53 (5194158) 46x35.5x3.5	25/6425-56 (122270A1) 71x36x25	Carraro 707 3210, 3220, 3230, 4210, 4220, 4230, 4240 C50, C60, C70, C80, C90, C100 CX50, CX60, CX70, CX80, CX90, CX100 MX80C
25/6450-19 (N13504) Ø28-50	25/6450-18 (1995414C1, B503049) Ø36-50	25/6453-28 (K395036) 0,10mm	25/6451-36 (9967999, N14372) 34x52x16	25/6451-26 (N14373) 28x48x15	25/6425-43 (K262811, K395039) 50x62x7		Carraro 709 5120, 5130, 5140, 5150, 5220, 5230, 5240, 5250
		25/6453-29 (K395037) 0,19mm					
		25/6453-30 (K395038) 0,35mm					

Wir vertreiben keine Originalteile.
 Die Nummern dienen lediglich als Beschreibung.


"THE RELIABLE SERVICE"


VORDERACHSTEILE 4 WD
Carraro Vorderachsteile
Gelenkgehäuse


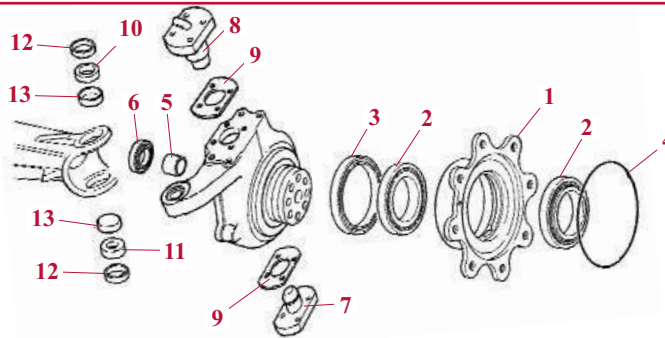
7	8	9	10	11	12	13	
Bolzen unten	Bolzen oben	Distanzscheibe	Lager	Lager	Buchse	Deckel	Schleppertyp
25/6450-34 (231014A1) Ø33-51			25/6451-25 (671032R1, 671033R1) 33x68x21				7210, 7220, 7230, 7240, 7250, 8910, 8920, 8930, 8940, 8950
25/6450-70 (5122540) Ø30-52		25/6453-126 (5100789) 0,1mm (A) 25/6453-127 (5100790) 0,15mm (A)	25/6451-87 (24903780) 28x55x18		25/6425-12 (5122548) 30x64x21		AVJ55, AVJ60, AVJ70, VJ60
25/6450-63 (85805983)	25/6450-66 (85805980)		25/6451-34 (100522A1)	25/6451-35 (100520A1) 25x47x15	25/6425-53 (5194158)	25/6425-56 (122270A1) Oben 71x36x25 25/6425-57 (5194164, 122268A1) Unten 61x43x0,9	Carraro 707 C50, C60, C70, C80, C90, C100 CX50, CX60, CX70, CX80, CX90, CX100
25/6450-68 (1-33-741-014)		25/6453-121 (135700411052) 0,2mm 25/6453-122 (135700411053) 0,5mm	25/6451-85 (135700411005, 530741R1)		25/6425-58 (1-33-741-013) + 25/6425-59 (1-33-741-012, 98-042413)		C55, C64, C70 (Typ A) CS48, CS52, CS58, CS63 (Typ C) CS68, CS75 (Typ A, B, C)
25/6450-63 (354745A1)							CS78, CS86, CS94 (Typ B)
25/6450-63 (85805983)	25/6450-66 (85805980)		25/6451-34 (100522A1)	25/6451-35 (100520A1) 25x47x15	25/6425-53 (5194158)	25/6425-56 (122270A1) Oben 71x36x25	CS48, CS52, CS58, CS63 (Typ A,B) CS68, CS75 (Typ D) CS78, CS86, CS94 (Typ A,C, D,E)
25/6450-33 (122259A1)	25/6450-49 (9968023) Ø35-50		25/6451-36 (9967999, N14372) 34x52x16 25/6451-86 (1-33-741-036) 35x52x50 25/6451-36 (9967999, N14372) 34x52x16	25/6451-26 (N14373) 28x48x15	25/6425-54 (9967998)	25/6425-57 (5194164, 122268A1) Unten 61x43x0,9	CS100, CS110, CS120, CS130, CS150 (Typ A, D, E, F) (Type B, C Erste modelle) CS100, CS110, CS120, CS130, CS150 (Typ B, C Letzte Modelle) CVX120, CVX130, CVX150, CVX170, CVX1135, CVX1145, CVX1155, CVX1170, CVX1190 (Typ A, B, C)
25/6450-69 (1-33-741-717, 406724A1)							CVX120, CVX130, CVX150, CVX170, CVX1135, CVX1145, CVX1155, CVX1170, CVX1190 (Typ D, E)

(A) Andere Einstellscheiben auf Anfrage

Wir vertreiben keine Originalteile.

Die Nummern dienen lediglich als Beschreibung.


"THE RELIABLE SERVICE"

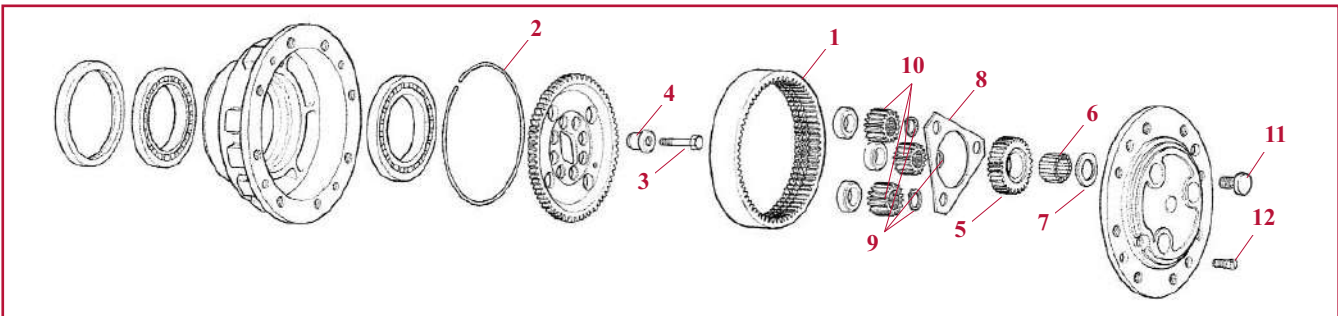

VORDERACHSTEILE 4 WD
Carraro Vorderachsteile
Gelenkgehäuse


7	8	9	10	11	12	13	
Bolzen unten	Bolzen oben	Distanzsch.	Lager	Lager	Buchse	Deckel	Schleppertyp
25/6450-70 (5122540) Ø30-52		25/6453-126 (5100789) 0,1mm (A) 25/6453-127 (5100790) 0,15mm (A)	25/6451-87 (24903780) 28x55x18		25/6425-12 (5122548) 30x64x21		JX55, JX60, JX65, JX70 VJ60
25/6450-71 (5121116) Ø30-56 Bohrung Ø10.8		25/6453-129 (5110074) 0,1mm (A) 25/6453-130 (5110075) 0,15mm (A)	25/6451-88 (5119699) 30x64x21		25/6452-61 (5121471) 56x70x10		JX75, JX80, JX85, JX90
25/6450-72 (5137239) Ø30-56 Bohrung Ø12.8		25/6453-133 (5137456) 0,1mm (A)	25/6451-88 (5119699) 30x64x21		25/6452-61 (5121471) 56x70x10		JX75, JX80, JX85, JX90, JX95, JX80U, JX90U, JX100U, JX1080U, JX1090U, JX1100U MXM120, MXM130, MXM135, MXM140, MXM150, MXM155, MXM165, MXM175, MXM180, MXM190 MXU100, MXU110, MXU115, MXU125, MXU130, MXU135
25/6450-73 (5137138)		25/6453-136 (5137114) 0,1mm (A) 25/6453-137 (5137115) 0,15mm (A)	25/6451-89 (5119660) 40x80x29		25/6452-62 (5121907, 5111414) 70x90x11		MXM120, MXM130, MXM135, MXM140, MXM150, MXM155, MXM165, MXM175, MXM180, MXM190 Power-Shift
25/6450-63 (85805983)	25/6450-66 (85805980)		25/6451-34 (100522A1)	25/6451-35 (100520A1) 25x47x15	25/6425-53 (5194158)		Carraro 707 MX80C
25/6450-33 (122259A1)	25/6450-32 (247517A1)					25/6425-56 (122270A1) Oben 71x36x25	Carraro 707 MX90C, MX100C
25/6450-33 (122259A1)	25/6450-32 (247517A1)		25/6425-27 (247503A2) 35x75x21,5	25/6451-26 (N14373) 28x48x15			Carraro 709 MX80C, MX90C, MX100, MX100C, MX110, MX120, MX135, MX150, MX170 (20.19, 20.22, 20.29)
	25/6450-49 (9968023) Ø35-50		25/6451-36 (9967999, N14372) 34x52x16		25/6425-54 (9967998)	25/6425-57 (5194164, 122268A1) Unten 61x43x0,9	Carraro 709 MX100, MX110, MX120, MX135, MX150 (20.25S)
25/6450-63 (85805983)	25/6450-66 (85805980)			25/6451-35 (100520A1) 25x47x15	25/6425-53 (5194158)		PJN55, PJN65, PJN75, PJV55, PJV65, PJV75 (Std)
25/6450-64 (130148A1)	25/6450-67 (130145A1)		25/6451-34 (100522A1)				PJN55, PJN65, PJN75, PJV55, PJV65, PJV75 (Weinbau & Schmalspur)

(A) Andere Einstellscheiben auf Anfrage

 Wir vertreiben keine Originalteile.
 Die Nummern dienen lediglich als Beschreibung.

"THE RELIABLE SERVICE"


VORDERACHSTEILE 4 WD
Carraro Vorderachsteile
Planetentrieb


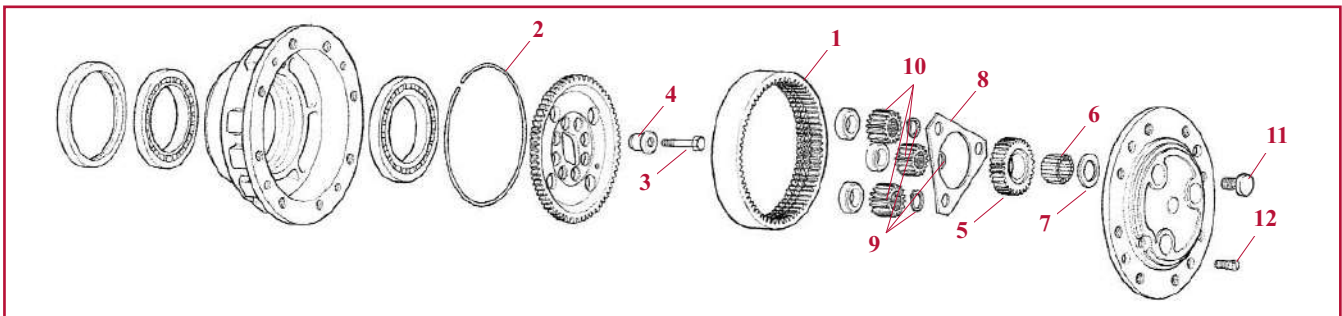
1	2	3	4	5	6	
Hohlrad	O-Ring	Bolzen	Unerlegscheibe	Sonnenrad	Nadellager	Schleppertyp
25/6430-25 (100561A1)	25/6436-9 (100559A1)	25/452-36 (5194169) M12	25/451-15 (100560A1)	25/6431-23 (85806014)	25/6433-13 (114295A1)	Carraro Std-164 238, 248, 258, 268, 288, 395, 495, 495XL, 595, 595XL, 695, 695XL, 795, 795XL, 895, 895XL, 995, 995XL Carraro 707 238, 248, 258, 268, 288, 395, 495, 495XL, 595, 595XL, 695, 695XL, 795, 795XL, 895, 895XL, 995, 995XL
25/6430-28 (112495A1)	25/6436-11 (112496A1)	25/452-38 (85806010) M10x45	25/451-16 (116426A1)	25/6431-28 (141370A1)	25/6433-16 (141368A1)	2120, 2230, 2140, 2150 <i>(Erste Modelle)</i>
25/6430-29 (1966202C1)	25/6436-12 (K965306)			25/6431-29 (1966269C1)	25/6433-17 (118333A1)	2120, 2230, 2140, 2150 <i>(Spätere Modelle)</i>
25/6430-25 (100561A1)	25/6436-9 (100559A1)	25/452-36 (5194169) M12	25/451-16 (116426A1)	25/6431-23 (85806014)	25/6433-13 (114295A1)	Carraro 707 3210, 3220, 3230, 4210, 4220, 4230, 4240
25/6430-18 (H437677)	25/6436-3 (H437679)	25/452-17 (K395131) M14	25/451-12 (107071A1) Ø20mm 25/451-18 (107072A1) Ø24mm	25/6431-27 (K395110) 25/6431-16 (N13513)	25/6433-11 (119686A1)	Carraro 709 5120, 5130, 5140, 5150 5220, 5230, 5240, 5250
25/6430-25 (100561A1)	25/6436-9 (100559A1)	25/452-36 (5194169) M12	25/451-16 (116426A1)	25/6431-23 (85806014)	25/6433-13 (114295A1)	Carraro 707 C50, C60, C70, C80, C90, C100 CX50, CX60, CX70, CX80, CX90, CX100
25/6430-30 (1537868C1)		25/452-38 (85806010) M10x45		25/6431-30 (1537869C1)	25/6433-18 (1-33-742-758)	CS48, CS52, CS58, CS63 (Typ A,B)
25/6430-31 (1-33-742-061)	25/6436-13 (1-33-741-018)	25/452-39 (135700411070) M10x35-10,9		25/6431-31 (1-33-741-001)	25/6433-19 (1-33-742-059)	CS48, CS52, CS58, CS63 (Typ C) CS55, C64, C70 (Typ B) CS68, CS75 (Typ A, B, C) CS78, CS86, CS94 (Typ B)
25/6430-32 (1-33-742-671)	25/6436-9 (100559A1)	25/452-38 (85806010) M10x45	25/451-16 (116426A1)	25/6431-23 (85806014)	25/6433-13 (114295A1)	CS68, CS75 (Typ D, E) CS78, CS86, CS94 (Typ D, E)
25/6430-25 (100561A1)						

Wir vertreiben keine Originalteile.
Die Nummern dienen lediglich als Beschreibung.



"THE RELIABLE SERVICE"



VORDERACHSTEILE 4 WD
Carraro Vorderachsteile
Planetentrieb


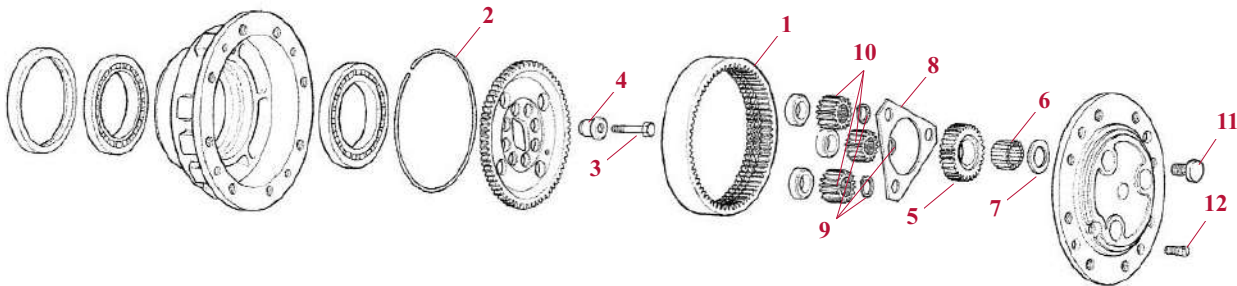
1	2	3	4	5	6	
Hohlrad	O-Ring	Bolzen	Unterlegscheibe	Sonnenrad	Nadellager	Schleppertyp
25/6430-18 (H437677)	25/6436-3 (H437679)			25/6431-16 (N13513)	25/6433-11 (119686A1)	CS100, CS110, CS120 (Typ A)
25/6430-33 (1-33-742-725)						CS100, CS110, CS120 (Typ B)
25/6430-27 (175976A1)	25/6436-10 (175984A1)	25/452-17 (K395131) M14	25/451-12 (107071A1) Ø20mm	25/6431-26 (1-33-742-715) 31z	25/6433-15 (175978A1)	CS110, CS120 (Typ E) CS130, CS150 (Typ C, E) CVX120, CVX130, CVX150, CVX170, CVX1135, CVX1145, CVX1155, CVX1170, CVX1190 (Typ A, B, D)
25/6430-34 (6190291M1)			25/451-18 (107072A1) Ø24mm			CS100, CS110, CS120, CS130, CS150 (Typ D, F) CVX120, CVX130, CVX150, CVX170, CVX1135, CVX1145, CVX1155, CVX1170, CVX1190 (Typ C, E)
25/6430-25 (100561A1)	25/6436-9 (100559A1)	25/452-36 (5194169) M12	25/451-16 (116426A1)	25/6431-23 (85806014)	25/6433-13 (114295A1)	Carraro 707 MX80C, MX90C, MX100C
25/6430-26 (247548A1)		25/452-37 (9968028) M12x45	25/451-17 (353362A1) 4,5mm	25/6431-24 (247551A1)	25/6433-14 (247550A1)	Carraro 709 MX80C, MX90C, MX100, MX100C, MX110, MX120, MX135 (20.19 & 20.22)
25/6430-27 (175976A1)	25/6436-10 (175984A1)	25/452-17 (K395131) M14	25/451-12 (107071A1) Ø20mm 25/451-18 (107072A1) Ø24mm	25/6431-25 (175979A1) 25/6431-26 (1-33-742-715) 31z 20.25S	25/6433-15 (175978A1)	Carraro 709 MX100, MX110, MX120, MX135, MX150, MX170 (20.25S & 20.29 & 20.29S)
25/6430-30 (1537868C1)	25/6436-9 (100559A1)	25/452-38 (85806010) M10x45	25/451-16 (116426A1)	25/6431-30 (1537869C1)	25/6433-20 (119685A1)	PJN55, PJN65, PJN75, PJV55, PJV65, PJV75 (Std)
25/6430-28 (112495A1)	25/6436-11 (112496A1)			25/6431-28 (141370A1)	25/6433-16 (141368A1)	PJN55, PJN65, PJN75, PJV55, PJV65, PJV75 (Weinbau & Schmalspur)

Wir vertreiben keine Originalteile.
Die Nummern dienen lediglich als Beschreibung.



"THE RELIABLE SERVICE"



VORDERACHSTEILE 4 WD
Carraro Vorderachsteile
Planetentrieb


7	8	9	10	11	12	
Unt.scheibe	Dichtung	Sprengring	Planetenrad	Deckel	Bolzen	Schleppertyp
25/384-8 (K395091) 34x55x1.5	25/6401-22 (85806016)			25/6438-16 (100557A1) M30x2	25/440-65 (905876R1) M8x20	Carraro Std-164 238, 248, 258, 268, 288, 395, 495, 495XL, 595, 595XL, 695, 695XL, 795, 795XL, 895, 895XL, 995, 995XL
						Carraro 707 238, 248, 258, 268, 288, 395, 495, 495XL, 595, 595XL, 695, 695XL, 795, 795XL, 895, 895XL, 995, 995XL
25/384-13 (112501A1)				25/6438-18 (124482A1)		2120, 2230, 2140, 2150 (Std)
25/384-14 (1966603C1)	25/6401-23 (1966602C1)			25/6438-19 (A156873)	25/440-67 (905875R1) M12x25	2120, 2230, 2140, 2150 (Weinbau & Schmalspur)
25/384-8 (K395091) 34x55x1.5	25/6401-22 (85806016)			25/6438-16 (100557A1) M30 x 2 mm	25/440-65 (905876R1) M8x20	Carraro 707 3210, 3220, 3230, 4210, 4220, 4230, 4240
	25/6401-15 (K395122)	25/6434-19 (K261897)	25/6406-20 (K395114)	25/6438-17 (112624A1)	25/440-66 (K395029)	Carraro 709 5120, 5130, 5140, 5150 5220, 5230, 5240, 5250
	25/6401-22 (85806016)					Carraro 707 C50, C60, C70, C80, C90, C100 CX50, CX60, CX70, CX80, CX90, CX100
25/384-11 (247556A1)				25/6438-16 (100557A1) M30x2	25/440-65 (905876R1) M8x20	Carraro 707 MX80C, MX90C, MX100C
25/384-12 (175989A1)					25/440-68 (190003862031) M10x20	Carraro 709 MX80C, MX90C, MX100, MX100C, MX110, MX120, MX135 (20.19 & 20.22)
						Carraro 709 MX100, MX110, MX120, MX135, MX150, MX170 (20.25S & 20.29 & 20.29S)

Wir vertreiben keine Originalteile.
Die Nummern dienen lediglich als Beschreibung.


"THE RELIABLE SERVICE"


ANTRIEBSWELLE



Bestell-Nr.	Beschreibung	Schleppertyp	OEM
25/6491-11	1040-1100 mm	ZF APL1351 - APL1551 644, 744, 844, 845S, 743XL, 745XL, 844XL, 856XL	3148646R92, 3147166R92
25/6491-12	1208-1268 mm		3148647R92, 3147167R92
25/6491-8	1830-1890 mm	ZF APL1552 955, 955XL, 1055, 1055XL	3230179R92
25/6491-9	1370-1430 mm	ZF APL3052 644, 743, 743XL, 744, 745S, 745XL, 844, 844S, 844XL, 856XL	3223350R91
25/6491-10	1530-1590 mm		3223354R92
25/6491-6	1735-1795 mm	ZF APL3052 955, 955XL, 1055, 1055XL	3221117R92
25/6491-7	1775-1835 mm		3221116R92

Bestell-Nr.	ØA mm	ØB mm	ØC mm	D mm	ØE mm	Schleppertyp	Abb.
25/6490-1K	120	35	64	270	8	ZF APL1351 - APL1551 APL1552, APL3052 Versetzte Achse	
25/6490-2	120	38x106	63		10	ZF APL1552	
25/6490-3	100	30x89	44	225	8	Serie 33	

Bestell-Nr.	Gewinde	Dim.	Schleppertyp	Abb.
25/6403-109 (394125A1)	M8	96	Carraro MX80C, MX90C, MX100C	
25/6403-102 (229108A1)	M10	120	Carraro MX100, MX110, MX120, MX135, MX150, MX170	
25/6403-103 (1981084C1)	M8	96	Carraro 5120, 5130, 5140, 5150, 5220, 5230, 5240, 5250	

Wir vertreiben keine Originalteile.
Die Nummern dienen lediglich als Beschreibung.



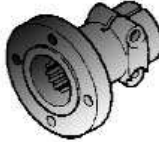










"THE RELIABLE SERVICE"



ANTRIEBSWIELLE

Buchse für Antriebswelle

Bestell-Nr.	Zähne	Position	Schleppertyp	Abb.
25/6447-6 (90030C2)	24z Ø 30/32	Vorne	238, 248, 258, 268, 288, 385, 395, 485, 495, 495XL, 585, 595, 595XL, 685, 685XL, 695, 695XL, 743, 743XL, 745S, 745XL, 785, 785XL, 795, 795XL, 844S, 844XL, 845, 845XL, 8565XL, 885, 885XL, 895, 895XL, 956, 956XL, 995, 995XL, 1056, 1056XL	
25/6447-7 (90031C2)	21z Ø 25/28	Vorne	238, 248, 258, 268, 288, 385, 395, 485, 485XL, 495, 495XL, 585, 585XL, 595, 595XL, 685, 685XL, 695, 695XL, 743, 743XL, 745S, 745XL, 785, 785XL, 795, 795XL, 844S, 844XL, 845, 845XL, 8565XL, 885, 885XL, 895, 895XL, 995XL	
25/6447-13 (1537839C1)		Für Carraro Antriebswelle	238, 248, 258, 268, 395, 495, 495XL, 595, 595XL, 695, 695XL, 795, 795XL, 895, 895XL, 995XL, 3210, 3220, 3230, 4210, 4220, 4230, 4240, C50, C60, C70, C80, C90, CX50, CX60, CX70, CX80, CX90, CX100	
25/6447-14 (1537306C2)				
25/6448-1 (90088C1) M12x45			Schraube für 25/6447-6 & 25/6447-7	
25/6418-8 (82236C92, 1537681C1) Ø 32			Lager für 25/6447-6 & 25/6447-7	
25/6429-1 (82234C1, 1537682C1)			Halterung für 25/6447-6 & 25/6447-7	
25/6418-10 (1532777C3, 1534022C1, 1534202C1, 1534204C1)			743, 743XL, 745S, 745XL, 844S, 844XL, 845, 845XL, 856XL, 956, 956XL, 1056, 1056XL	
25/6418-8 (82236C92, 1537681C1)			3220, 3230, 4210, 4220, 4230, 4240	
25/6429-1 (82234C1, 1537682C1)			3220, 3230, 4210, 4220, 4230, 4240	
25/6447-9 (4997313, 5199243, 5135752)	10z	Vorne & Hinten	AVJ55, AVJ60, AVJ70 JX55, JX60, JX65, JX70, JX75, JX80, JX85, JX90, JX95 JX70U, JX80U, JX90U, JX100U JX1060C/V, JX1070C/N/U/V, JX1075C/N/V, JX1080U, JX1090U, JX1095N/V, JX1100U VJ60, VJ70, VJ80	
25/6447-10 (4997312)	10z	Zentral	JX70U, JX80U, JX90U, JX100U JX1060C, JX1070C/U, JX1075C, JX1080U, JX1090U, JX1100U	
25/6447-11 (4994076)	12z	Vorne	MXM120, MXM130, MXM135, MXM140, MXM150, MXM155, MXM165, MXM175, MXM180, MXM190	
25/6447-12 (4994075)	12z	Zentral	MXM120, MXM130, MXM135, MXM140, MXM150, MXM165, MXM180	
25/6447-3 (5150124)	14z	Zentral	MXM120, MXM130, MXM135, MXM140, MXM150, MXM165, MXM180	

Wir vertreiben keine Originalteile.
Die Nummern dienen lediglich als Beschreibung.




"THE RELIABLE SERVICE"



GELENKKREUZE

Bestell-Nr.	LxØ (mm)	Achse	OEM	Abb.
25/6403-13	61,3 x 23,8	Carraro	5194198	C
25/6403-14	70 x 27	APL330, 335	1342711C1	F
25/6403-62	71 x 27	Carraro	9968059	A
25/6403-104	71 x 27	Carraro 709	247543A1, 85807283	C
25/6403-121	72 x 28	APL335	1342705C1	F
25/6403-20	79 x 30	APL1351	K965215	F
25/6403-7	82 x 27	APL1251, 1351	3230277R1	B
25/6403-96	83 x 30	APL345	1342719C1	F
25/6403-95	86 x 32	APL345	1342708C1	B
25/6403-16	87 x35	APL3052, 3054	1975562C1	D
25/6403-101	87 x 35	APL3052, 3054	1975563C1	D
25/6403-17	94 x 30	APL3050	3223955R1	F
25/6403-103	96	Carraro	1981084C1	E
25/6403-109	96	Carraro	394125A1	E
25/6403-124	97 x 34	APL1551, 1552	3224325R1, 3148651R1	A
25/6403-122	97 x 35	APL1351, 1551, 3052	3133521R1	A
25/6403-47	106 x 38	APL3052	3224326R1	A
25/6403-102	120	Carraro	229108A1	E


RADBOLZEN & MUTTERN (HINTERRAD)

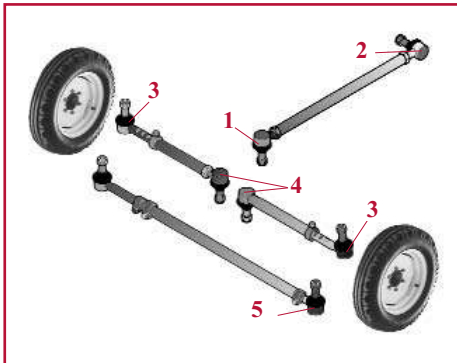
Bestell-Nr.	Beschreibung	Schleppertyp	OEM	Abb.
25/440-8	Bolzen Ø 21		3399467R1	
25/441-14	Mutter M18 x 1,5	321, 323, 383, 423, 431, 433, 433E, 433V, 440, 453, 531, 533, 533E, 533V, 540, 541, 553, 633, 633E, 633V, 640, 644, 654, 724, 733, 733E, 740, 743, 743XL, 744, 745S, 745XL, 824, 833, 833E, 840, 844S, 844XL, 845, 845XL, 856XL, 940	933602R1	
25/441-8			98782C1	
25/441-9			Unterlegscheibe 18mm	3230348R3
25/440-10	Bolzen Ø 22,5		192708A1	
25/441-15	Mutter M20 x 1,5	943, 953, 955, 955XL, 956, 956XL, 1055, 1055XL, 1056, 1056XL, 5120, 5130, 5140, 5150, 5220, 5230, 5240, 5250, MX80C, MX90C, MX100C, MX100, MX110, MX120, MX135	934008R1	
25/441-10			98783C1	
25/441-11	Unterlegscheibe 20mm		3230875R2	

Wir vertreiben keine Originalteile.
Die Nummern dienen lediglich als Beschreibung.


"THE RELIABLE SERVICE"


KUGELKÖPFE & SPURSTANGEN

2 WD - Mechanische Lenkung



Bestell-Nr.	Abb.	Pos.	Gewinde	Länge	Konus	Schleppertyp	OEM
25/495-70	A	5	M16R	95	14,5/16	D320, D322, D324, D326, D430, D432, D436, D439, D440	716195R91, 717678R91
25/491-14	A	1	3/8" BSP L	82	11/16" x 3/4"	238, 275, 276, 354, 364, 374, 384, 414, 434, 444, 2300, 2350	3045309R91
25/492-14	A	2	3/8" BSP R	82	11/16" x 3/4"		3040922R92
25/496-14	A	4	3/4" UNF R	87	9/16" x 5/8"		3040920R92
25/490-22	C	1+2	M18L	1190	16/18		353, 423
25/492-22	D	1	M18R	65	Ø14	323, 353, 383, 423, 453	3131016R3, 3131024R1
25/491-22	A	2	M20L	95	16/18		3131021R2
25/495-23	B	3	Ø 18	385	14/16		3058213R93, 3131026R2
25/492-22	D	4	M18R	65	Ø14		3131016R1
25/491-17	E	1	Ø 22	620	Ø 20	433, 533, 633	3148925R1
25/492-17	A	2	M20R	95	14/16		3147510R1
25/495-24	B	3	Ø 22	725	16/18		3148923R1
25/497-13	A	4	M.20R	95mm	16/18		3148926R1
25/491-17	E	1	Ø 22	620mm	Ø 20	733, 833	3148925R1
25/492-17	A	2	M20R	95mm	14/16		3147510R1
25/497-13	A	4	M.20R	95mm	16/18		3148926R1
25/492-22	D	2	M18R	65mm	Ø14		433E, 433V, 533E, 533V, 633E, 633V, 733E, 733V, 833E, 833V (je nach Anwendung)
25/492-17	A	1	M20R	95mm	14/16	433E, 433V, 533E, 533V, 633E, 633V, 733E, 733V, 833E, 833V (je nach Anwendung)	3147510R1
25/491-82 (C)	C	1+2				553, 654, 724, 824	3057165R91
25/491-83 (D)	C	1+2					3057164R91
25/492-16	A	2	M18R	65mm	14/16		3058207R92
25/495-23	B	3	Ø 18	385mm	14/16		3058213R93
25/497-12	D	4	M18R	90mm	Ø14	644, 743, 744, 745S, 844, 844S, 845	3058214R91
25/491-18	B	1	Ø 22	270mm	16/18		3147525R1
25/492-17	A	2	M20R	95mm	14/16		3147510R1
25/495-24 (A)	B	3	Ø 22	725mm	16/18		3148923R1
25/495-27 (B)	B	3	Ø 26	725mm	16/18	AVJ55, AVJ60, AVJ70 VJ60, VJ70, VJ80	3223995R1
25/497-13 (A)	A	4	M20R	95mm	16/18		3148926R1
25/497-14 (B)	A	4	M24R	95mm	18/20		3223997R1
25/497-282	A	1+5	M20R	75mm	16/18		5109526
25/495-288	O	6	Ø 20	640mm	16/18	VJ60, VJ70, VJ80	4998975, 5109530

(A) 644 (⇒ 010067), 744 (⇒ 008669), 844 (⇒ 005275), 844S (⇒ 010500)
 (B) 644 (010068 ⇒), 744 (008670 ⇒), 844 (005276 ⇒), 844S (010501 ⇒)

(C) 553
 (D) 654, 724, 824

Wir vertreiben keine Originalteile.
 Die Nummern dienen lediglich als Beschreibung.




"THE RELIABLE SERVICE"



KUGELKÖPFE & SPURSTANGEN

2 WD - mit Lenkhilfe



Bestell-Nr.	Abb.	Pos.	Gewinde	Länge	Konus	Schleppertyp	OEM
25/491-26	A	4	7/8" R	92	5/8" x 11/16"	238, 248, 258, 268, 288, 385, 395, 485, 485XL, 495, 495XL, 585, 585XL, 595, 595XL, 685, 685XL, 695, 695XL, 785, 785XL, 885, 855XL, 895, 995, , 995XL, 3210, 3220, 3230, 4210, 4220, 4230, 4240, C50, C60, C70, C80, C90, CX50, CX60, CX70, CX80, CX90, CX100, MX80C, MX90C, MX100C	1537872C1
25/497-11	A	4	7/8" UNF R	95	5/8" x 11/16"		3116407R3
25/496-17	B	3	Ø 13/16"	360	5/8" x 11/16"		1332805C2
25/495-22	B	7	Ø 13/16"	380	5/8" x 11/16"		3125171R2, 3116406R3
25/497-222	Q	3	7/8" R	480-760	5/8" x 11/16"		1538016C1
25/497-13	A	5	M20R	95	16/18	433, 440, 533, 540, 633, 640, 644, 733, 740, 744, 833, 840, 844, 844S, 940	3148926R1
25/495-26	E	6	Ø 22	725	Ø 20		3217563R1
25/497-14	A	5	M24R	95	18/20	644, 743, 743XL, 744, 745S, 745XL, 844, 844S, 844XL, 845, 845XL, 856XL	3223997R1
25/495-28	E	6	Ø 26	725	Ø 22		3223996R1
25/497-13	A	5	M20R	95	16/18	946, 955, 1046, 1055, 1246	3148926R1
25/495-29	E	6	Ø 20	500	Ø 20		3148929R1, 3146260R1
25/497-14	A	5	M24R	95	18/20	946, 955, 955XL, 956, 956XL, 1046, 1055, 1055XL, 1056, 1056XL, 1246	3223997R1
25/495-267	E	6	Ø 26	450	Ø 20		3224261R1
25/497-15	A	5	M28R	115	20/22	743, 743XL, 745S, 745XL, 844S, 844XL, 845, 845XL, 856XL, 955, 955XL, 956, 956XL, 1055, 1055XL, 1056, 1056XL, 1255, 1255XL	3232877R92
25/495-268	B	6	Ø 26	730	20/22		3232876R91
25/497-223	A	5	M24R	110	20/22	5120, 5130, 5140, 5220, 5230, 5240, 5250	1531204C1
25/496-192	B	6					1531206C1
25/496-193	B	6					1531203C1
25/492-24	A	4	1 1/8" R	120	25 x 28 mm	5088, 5288, 5488, 7110, 7120, 7130, 7140, 7150, 7230, 7240, 7250, 8910, 8920, 8930, 8940, 8950, MX100, MX110, MX120, MX135, MX150, MX170, MX180, MX200, MX210, MX220, MX230, MX240, MX270, MXM120, MXM130, MXM140, MXM155, MXM175, MXM190	1280658C1, 406054A1
25/491-25	B	3	Ø 30 mm	385	25 x 28 mm		1280662C1, 406053A1



Beispiel

M18R : Kugelkopf, Aussengewinde - rechts

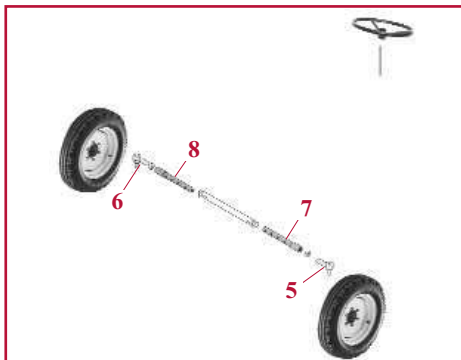
F18L : Kugelkopf, Innengewinde - links

Wir vertreiben keine Originalteile.
Die Nummern dienen lediglich als Beschreibung.



"THE RELIABLE SERVICE"



KUGELKÖPFE & SPURSTANGEN
2 WD - mit Lenkhilfe


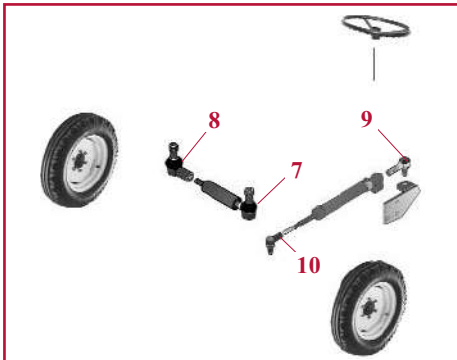
Bestell-Nr.	Abb.	Pos.	Gewinde	Länge	Konus	Schleppertyp		OEM
25/495-186	A	6	M20L	95	16.5/18.5	Alle Modelle	2120, 2130, 2140, PJ55, PJ65, PJ75, PJN55, PJN65, PJN75, PJV55, PJV65, PJV75	K261841, 1966151C1
25/495-187	A	5	M20R		16.5/18.5			K261842, 1966150C1
25/497-189	F	8	F20L	435	-	Std		1967936C1
25/497-190	F	7	F20R		-	1967937C1		
25/497-187	F	8	F20L	386	-	Schmalspur		1967974C1, 327846A1
25/497-188	F	7	F20R		-			1967976C1, 327847A1
25/497-182	F	8	F20L	272	-	Weinbau		327845A1, 1967500C1
25/497-183	F	7	F20R		-			327826A1, 1967975C1
25/497-283	A	5	M24R	95	18/20	JX70U, JX80U, JX90U, JX100U JX1070U, JX1080U, JX1090U, JX1100U		5178390
25/495-289	O	6	Ø 24	900	18/20			5178378
25/497-282	A	5	M20R	75	16/18	JX1060V, JX1070N/V, JX1075N/V, JX1095N/V, VJ60, VJ70, VJ80	5109526	
25/495-288	O	6	Ø 20	640	16/18		4998975, 5109530	

Wir vertreiben keine Originalteile.
Die Nummern dienen lediglich als Beschreibung.


"THE RELIABLE SERVICE"


KUGELKÖPFE & SPURSTANGEN

2 WD - mit Lenkhilfe



Bestell-Nr.	Abb.	Pos.	Gewinde	Länge	Konus	Schleppertyp	OEM
25/581-7	A	9	M30R	110	23/26	433, 533, 633, 733	3141529R91
25/581-8	G	10	F20R	75	18/20		3141531R91
25/581-5	A	7	M22R	95	16/18	433, 440, 533, 540, 553, 633, 640, 644, 654, 724, 733, 740, 744, 824, 833, 840, 844, 844S, 940, 946, 1046, 1246	3141530R91
25/581-6	H	8	F20R	70	Ø 20		3141532R93
25/581-5	A	7	M22R	95	16/18	433E, 433V, 533E, 533V, 633E, 633V, 733E, 733V, 833E, 833V	3141530R91
25/581-45	G	8	F20R	75	16/18		3402413R91
25/581-3	A	7	M18R	100	16/18	523, 624, 724	3059432R1
25/581-4	H	8	F22R	70	Ø 18		3059433R2
25/581-11	A	7	M24R	100	18/20	644, 743, 743XL, 744, 745S, 745XL, 844, 844S, 844XL, 845, 845XL, 856XL, 955, 956, 956XL, 1046, 1055, 1056, 1056XL	3224265R92
25/581-12	H	8	F20R	70	Ø 22		3230099R91
25/581-16	G	8	F22R	110	24/26	1056XL, 1255, 125XL, 5120, 5130, 5140, 5220, 5230, 5240, 5250	3134335R91
							3216542R91
							3224266R92
							3233186R91
							T102913

Wir vertreiben keine Originalteile.
 Die Nummern dienen lediglich als Beschreibung.

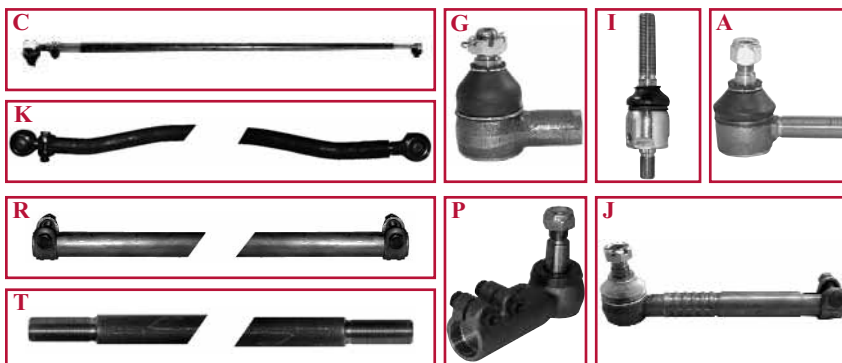
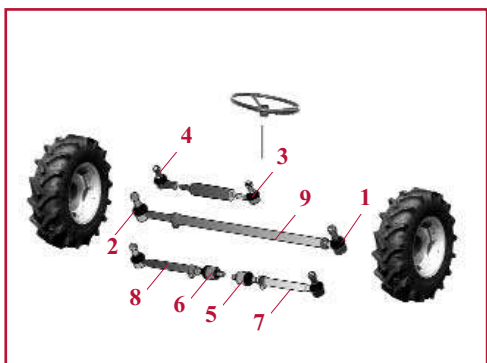


"THE RELIABLE SERVICE"



KUGELKÖPFE & SPURSTANGEN

4 WD - ZF Achse




Bestell-Nr.	Abb.	Pos.	Gewinde	Länge	Konus	Schleppertyp	OEM
25/497-60	I	5-6	M22R M20R	195	-	APL325 238, 248, 258, 385, 395, 485, 495, 495XL, 585, 585XL, 595, 595XL APL330 238, 248, 258, 268, 288, 385, 395, 485, 495, 585, 595, 685, 685XL, 695, 695XL, 743, 743S, 743XL, 745, 745S, 745XL, 785, 785XL, 795, 795XL, 844, 844S, 844XL, 845, 845XL, 856, 856XL, 885, 885XL, 895, 895XL, 985, 995, 995XL	1968468C1, 1968463C1
25/495-60	J	7-8	F22	255	20/22	APL335 248, 258, 268, 288, 385, 485, 585, 685, 685XL, 695, 695XL, 743, 743S, 743XL, 745, 745S, 745XL, 785, 785S, 785XL, 795, 795XL, 844, 844S, 844XL, 845, 845XL, 856, 856XL, 885, 885XL, 895, 985, 995, 995XL	1968464C1
25/497-60	I	5-6	M22R M20R	195	-	APL345 956, 956XL, 1056, 1056XL	1968468C1, 1968463C1
25/495-264	J	7	M22R	390	24/26		1968469C1
25/495-263	J	8	M22R	390	24/26		1968473C1
25/497-21	A	1	M24R	105	20/22	APL1251 533, 540, 633, 640, 733, 740, 833, 840, 940	3217279R1, 3217282R1
25/497-131	R	9	F24R	1318	-		
25/495-290	K	9	F24R	1220	20/22		3216556R91
25/497-21	A	1	M24R	105	20/22	APL1351 644, 743, 743XL, 744, 745S, 745XL, 844, 844S, 844XL, 856XL	3217279R1, 3217282R1
25/495-275	K	9	M24R	1400	20/22		82185C1, 3230275R91, 97903C1
25/497-275	G	1	F30R	105	20/22	APL1351 485XL, 585XL, 785XL, 885XL	1502269C2
25/495-276	T	9	M30R	1430	-		1502268C1
25/497-21	A	1	M24R	105	20/22	APL1551 644, 744, 844, 844S	3217279R1, 3217282R1
25/495-277	G	2	F24R	1290	20/22		3217278R1
25/497-22	A	1	M24R	125	24/26	APL1552 955, 955XL, 956, 956XL, 1055, 1055XL, 1056, 1056XL	3230364R1
25/495-277	G	2	F24R	1290	20/22		3217278R1
25/497-24	P	1-2	F36R	150	27/30	APL3050 946, 1046	3134240R92 3140943R1 3134240R91
25/497-23	P	1-2	F36R	140	23/26		APL3052 644, 743, 743XL, 744, 745S, 745XL, 844, 844S, 844XL, 856XL, 946, 955, 955XL, 956, 956XL, 1046, 1055, 1055XL, 1056, 1056XL, 1246
25/497-24	P	1-2	F36R	150	27/30	APL3052 1255, 1255XL APL3054 1455, 1455XL	3134240R92 3140943R1 3134240R91

Wir vertreiben keine Originalteile.
Die Nummern dienen lediglich als Beschreibung.



"THE RELIABLE SERVICE"



KUGELKÖPFE & SPURSTANGEN
4 WD - Carraro Achse



Bestell-Nr.	Abb.	Pos.	Gewinde	Länge	Konus	Schleppertyp	OEM
25/497-151	I	5	M20R-M18L	177	-	Carraro Std-164 238, 248, 258, 268, 288, 395, 495, 495XL, 595, 595XL, 695, 695XL, 795, 795XL, 895, 895XL, 995, 995XL	1966127C1
25/497-150	I	6	M20R-M18R	177	-		1966125C1
25/2310-18LH	S		F18L	-	-		
25/2310-18RH	S		F18R	-	-	Carraro 707 238, 248, 258, 268, 288, 395, 495, 495XL, 595, 595XL, 695, 695XL, 795, 795XL, 895, 895XL, 995, 995XL	
25/495-242	G	7	F18R	172	20/22		137047A1
25/495-241	G	8	F18L	172	20/22		137048A1
25/495-187	A	1-2	M20R	95	16.5/18.5	Carraro 2120, 2230, 2140, 2150 (Erste modelle)	K261842
25/497-184	I	5-6	M20R-M18R	137	-	Carraro 2120, 2230, 2140, 2150 (Spätere Modelle Weinbauschlepper)	112514A1
25/495-190	G	7-8	F18R	53	20/22.5		138523A1
25/497-151	I	5	M20R-M18L	177	-	Carraro 2120, 2230, 2140, 2150 (Spätere Modelle Schmalspurschlepper)	1966127C1
25/497-150	I	6	M20R-M18R	177	-		1966125C1
25/495-188	G	7	F18L	85	20/22		1966128C1
25/495-189	G	8	F18R	85	20/22		1966129C1
25/497-44	I	5	M22R-M24L	205	-	Carraro 709 5120, 5130, 5140, 5150 5220, 5230, 5240, 5250	83957796, N14388
25/497-281	I	6	M22R-M24R	205	-		9968018, N14377
25/2310-24LH	S		F24L	-	-		126141A1
25/2310-24RH	S		F24R	-	-		126143A1
25/495-67	G	7	F24L	204	23/26		126144A1
25/495-68	G	8	F24R	204	23/26		9968016, 126145A1
25/491-27	L	1	1" 1/4L	315	24.5/28		Carraro 7110, 7120, 7130, 7140, 7210, 7220, 7230, 7240, 7250, 8910, 8920, 8930, 8940, 8950
25/492-18	L	2	1" 1/4R	315	24.5/28		128604A1
25/491-28	A	1	1" 1/8L	140	24.5/28	Carraro 7110, 7120, 7130, 7140	1277452C1
25/492-19	A	2	1" 1/8R	140	24.5/28		1277451C1
25/497-284	A	1	M20R	75	18/20	AVJ55, AVJ60, AVJ70	5109553
25/490-34	C	1+2		1320-1350	18/20	AVJ55, AVJ60, AVJ70	5135076
25/497-151	I	5	M20R-M18L	177	-	Carraro 707 C50, C60, C70, C80, C90, C100	1966127C1
25/497-150	I	6	M20R-M18R	177	-		1966125C1
25/2310-18LH	S		F18L	-	-		
25/2310-18RH	S		F18R	-	-		
25/495-242	G	7	F18R	172	20/22		137047A1
25/495-241	G	8	F18L	172	20/22		137048A1

Wir vertreiben keine Originalteile.
Die Nummern dienen lediglich als Beschreibung.



"THE RELIABLE SERVICE"



KUGELKÖPFE & SPURSTANGEN
4 WD - Carraro Achse


Bestell-Nr.	Abb.	Pos.	Gewinde	Länge	Konus	Schleppertyp	OEM
25/497-278	I	5-6	M22R-M22R	210	-	Carraro CS55, C64, C75,	1-33-743-011
25/495-278	G	7-8	F22R	180	24/26	CS48, CS52, CS58, CS63, CS68, CS75 (Typ B & C)	1-33-743-010
25/497-178	I	5-6	M20R-M18R	175	-	Carraro CS48, CS52, CS58, CS63	85805975, 1-33-743-604, 112509A1
25/495-189	G	7-8	F18R	85	20/22		1966129C1, 135824A1, 299935A1
25/497-151	I	5-6	M20R-M18L	177	-		1966127C1
25/495-188	G	7-8	F18L	85	20/22	Carraro CS48, CS52, CS58, CS63	1966128C1, 135823A1, 1-33-741-674
25/497-279	I	5-6	M22R-M22R	195	-	Carraro CS68, CS75 (Typ A)	1-33-743-003
25/495-279	G	7-8	F22R	110	24/26		1-33-743-002
25/497-178	I	5-6	M20R-M18R	175	-	Carraro CS68, CS75 (Typ D & E) CS78, CS86, CS94 (Typ E)	85805975, 1-33-743-604, 112509A1
25/495-231	G	7-8	F18R	140	20/22		1-33-743-603
25/497-177	I	5	M20R-M18L	175	-		112508A1, 1-33-743-602
25/497-178	I	6	M20R-M18R	175	-	Carraro CS68, CS75 (Typ D & E) CS78, CS86, CS94 (Typ E)	85805975, 1-33-743-604, 112509A1
25/495-230	G	7	F18L	140	20/22		1-33-743-601
25/495-231	G	8	F18R	140	20/22		1-33-743-603
25/497-280	I	5-6	M22R-M22R	220	-	Carraro CS78, CS86, CS94 (Typ D)	354731A1
25/495-280	G	7-8	F22R	175	24-26		354730A1
25/497-141	I	5-6	M24R-M20R	210	-		1-33-743-613
25/495-232	M	8	F24R	240	23.5/26	Carraro CS100, CS110, CS120, CS130, CS150 (Typ A, B, D) (Erste Baureihe)	1-33-743-611
25/495-233	M	7	F24R	240	23.5/26		1-33-743-614, 1-33-743-620
25/497-141	I	5-6	M24R-M20R	210	-	Carraro CS130, CS150 (Typ C) (Erste Baureihe)	1-33-743-613
25/495-234	M	7	F24R	280	23.5/26		1-33-743-617
25/495-235	M	8	F24R	280	23.5/26		1-33-743-619

Wir vertreiben keine Originalteile.
Die Nummern dienen lediglich als Beschreibung.





"THE RELIABLE SERVICE"



KUGELKÖPFE & SPURSTANGEN

4 WD - Carraro Achse



Bestell-Nr.	Abb.	Pos.	Gewinde	Länge	Konus	Schleppertyp	OEM
25/497-141	I	5-6	M24R-M20R	210	-	Carraro CS100, CS110, CS120, CS130., CS150 (Typ B, C, D) (Letzte Baureihe)	1-33-743-613
25/495-281	G	7-8	F24R	245	24/26		411904A1
25/497-141	I	5-6	M24R-M20R	210	-	Carraro CS100, CS110, CS120, CS130., CS150 (Typ E, F)	1-33-743-613
25/495-245	G	7-8	F24R	265	23.5/26		247523A1, 340483A1, 340482A1
25/497-141	I	5-6	M24R-M20R	210	-	Carraro CVX120, CVX130, CVX150, CVX1135, CVX1145, CVX1155, CVX1170, CVX1190	1-33-743-613
25/497-245	I	5-6	M24R M22R	220	-	Carraro 709 CVX1170, CVX1190	85807975, 311446A1
25/495-245	G	7-8	F24R	265	23.5/26		247523A1
25/497-151	I	5	M20R-M18L	177	-	Carraro 707 CX50, CX60, CX70, CX80, CX90, CX100	1966127C1
25/497-150	I	6	M20R-M18R	177	-		1966125C1
25/495-241	G	7	F18L	172	20/22		137048A1
25/495-242	G	8	F18R	172	20/22		137047A1
25/495-284	A	1	M24R	105	20/22	JX55, JX60, JX65, JX70, JX75, JX80, JX90, JX95 Verstärkte	5117314
25/490-34	C	1+2		1320-1350	18/20	JX55, JX60, JX65, JX70, JX75, JX80, JX90, JX95 VJ60	5135076
25/497-284	A	1	M20R	75	18/20	JX55, JX60, JX65, JX70, JX75, JX80, JX90, JX95 JX70U, JX80U, JX90U, JX100U JX1060C, JX1070C/U, JX1075C, JX1080U, JX1090U, JX1100U	5109553
25/497-151	I	5	M20R-M18L	177	-	Carraro 707 MX80C, MX90C, MX100C	1966127C1
25/497-150	I	6	M20R-M18R	177	-		1966125C1
25/495-241	G	7	F18L	172	20/22		137048A1
25/495-242	G	8	F18R	172	20/22		137047A1
25/497-281	I	5-6	M24R-M22R	205	-	Carraro 709 MX80C, MX90C, MX100, MX100C, MX110, MX120, MX135 (20.19, & 20.22)	9968018, N14377
25/495-245	G	7-8	F24R	265	23.5/26	MX100, MX110, MX120, MX135 (20.25S)	247523A1, 340483A1, 340482A1

Wir vertreiben keine Originalteile.
Die Nummern dienen lediglich als Beschreibung.



"THE RELIABLE SERVICE"



KUGELKÖPFE & SPURSTANGEN
4 WD - Carraro Achse


Bestell-Nr.	Abb.	Pos.	Gewinde	Länge	Konus	Schleppertyp	OEM
25/497-281	I	5-6	M24R M22R	205	-	Carraro 709 MX150, MX170 (20.25S)	9968018, N14377
25/495-232	M	7-8	F24R	240	23.5/26		411904A1, 1-33-743-611
25/497-245	I	5-6	M24R M22R	220	-	Carraro 709 MX150, MX170 (20.29)	85807975, 311446A1
25/495-245	G	7-8	F24R	265	23.5/26		247523A1
25/497-245	I	5-6	M24R M22R	220	-	Carraro 709 MX150, MX170 (20.29S)	85807975, 311446A1
25/495-285	L	1	1" 3/8	500	29/32	MX180, MX200, MX210, MX220, MX230, MX240, MX270	302643A1
25/495-286	L	2	1" 3/8	500	29/32		302645A1
25/495-287	A	1	M24R	120	24/26	MXM120, MXM130, MXM140, MXM155, MXM175, MXM190	5198880
25/495-284	A	1	M24R	105	20/22	MXM120, MXM130, MXM135, MXM140, MXM150, MXM155, MXM165, MXM175, MXM180, MXM190 MXU100, MXU110, MXU115, MXU125, MXU130, MXU135	5117314
25/495-187	A	1-2	M20R	95	16.5/18.5	PJ55, PJ65, PJ75	K261842, 1966150C1
25/497-184	I	5-6	M20R M18R	137	-	PJN55, PJN65, PJN75, PJV55, PJV65, PJV75	9967707, 112514A1
25/495-190	G	7-8	F18R	53	20/22.5		138523A1, 112513A1
25/497-284	A	1	M20R	75	18/20	VJ60	5109553
25/490-34	C	1+2		1320-1350	18/20	VJ60	5135076
25/495-284	A	1	M24R	105	20/22	VJ70, VJ80	5117314

Wir vertreiben keine Originalteile.
Die Nummern dienen lediglich als Beschreibung.




"THE RELIABLE SERVICE"



KUGELKÖPFE & SPURSTANGEN

4 WD - ZF & Carraro Achse



Bestell-Nr.	Abb.	Pos.	Gewinde	Länge	Konus	Schleppertyp	OEM
ZF Achse							
25/581-7	A	3	M30R	110	23/26	258, 268, 278, 584, 585, 644, 684, 685, 685XL, , 743, 743XL, 744, 745S, 745XL, 784, 785, 785XL, 844, , 844S, 844XL, 856XL, 884, 885, 885XL, 946, 1046, 1246	3141529R93
25/581-14	G	4	F20R	85	24/26		3146035R94
25/581-7	A	3	M30R	110	23/26	248, 258, 385, 485, 485XL, 584, 585, 585XL, 684, 685, 685XL, 784, 785, 785XL, 884, 885, 885X	3141529R93
25/581-46	G	4					742968C91
25/581-9	A	3	M24R	105	20/22	433, 440, 533, 540, 633, 640, 733, 740, 833, 840, 940	1531204C1, 3221931R91
25/581-10	G	4	F20R	65	20/22		3221932R92
25/581-7	A	3	M30R	110	23/26	533, 654, 724, 824, 946, 1046, 1246	3141529R93
25/581-8	G	4	F20R	75	18/20		3141531R91
25/581-28	A	3	M30R	95	27/30	955, 955XL, 956, 956XL, 1055, 1055XL, 1056, 1056XL	3221270R91
25/581-18	G	4	F24R	95	27/30		3221271R95
25/581-16	G	4	F22R	110	24/26	955, 955XL, 956, 956XL, 1055, 1055XL, 1056, 1056XL	3233186R91 T102913
Carraro Achse							
25/581-40	N	3-4	F1" R	75	25/28	5088, 5288, 5488, 7110, 7120, 7130, 7140, 7150,	1277261C1, 293624A1
25/581-40	N	3	F1" R	75	25/28	7110, 7120, 7130, 7140, 7150, 7210, 7220, 7230, 7240, 7250, 8910, 8920, 8930, 8940, 8950	1277261C1, 293624A1
25/581-41	G	4	Anschweiss Ø32	115	24.5/28		
25/581-40	N	4	F1" R	75	25/28	MX180, MX200, MX220, MX240, MX270	1277261C1, 293624A1
25/581-47	N	4	M24R	90	29/32	MX180, MX200, MX210, MX220, MX230, MX240, MX255, MX270, MX285	435664A1, 292562A1

Wir vertreiben keine Originalteile.
Die Nummern dienen lediglich als Beschreibung.



"THE RELIABLE SERVICE"



KUGELKÖPFE & SPURSTANGEN
A


Bestell-Nr.	Gewinde	Länge	Konus
25/491-14	3/8" BSP L		11/16" x 3/4"
25/492-14	3/8" BSP R	82 mm	11/16" x 3/4"
25/496-14	3/4" UNF R	87 mm	9/16" x 5/8"
25/491-26	7/8" R	92 mm	5/8" x 11/16"
25/497-11	7/8" UNF R	95 mm	5/8" x 11/16"
25/492-24	1 1/8" R	120 mm	25/28
25/492-19	1" 1/8 R	140 mm	24.5/28
25/491-28	1" 1/8 L	140 mm	24.5/28
25/495-70	M16R	95 mm	14,5 x 16
25/492-16	M18R	65 mm	14/16
25/581-3	M18R	100 mm	16/18
25/497-282	M20R	75 mm	16/18
25/497-284	M20R	75 mm	18/20
25/492-17	M20R	95 mm	14/16
25/497-13	M20R	95 mm	16/18
25/495-187	M20R	95 mm	16.5/18.5
25/491-22	M20L	95 mm	16/18
25/495-186	M20L	95 mm	16.5/18.5
25/581-5	M22R	95 mm	16/18
25/497-283	M24R	95 mm	18/20
25/497-14	M24R	95 mm	18/20
25/581-11	M24R	100 mm	18/20
25/497-21	M24R	105 mm	20/22
25/495-284	M24R	105 mm	20/22
25/581-9	M24R	105 mm	20/22
25/497-223	M24R	110 mm	20/22
25/495-287	M24R	120 mm	24/26
25/497-22	M24R	125 mm	24/26
25/497-15	M28R	115 mm	20/22
25/581-28	M30R	95 mm	27/30
25/581-7	M30R	110 mm	23/26

B


Bestell-Nr.	Ø	Bohr.	Länge	Konus
25/496-17	Ø 3/16"		360 mm	5/8" x 11/16"
25/495-22	Ø 3/16"		380 mm	5/8" x 11/16"
25/495-20	Ø 3/4"		820 mm	9/16" x 5/8"
25/495-23	Ø 18	6	385 mm	14/16
25/495-24	Ø 22		725 mm	16/18
25/491-18	Ø 22		270 mm	16/18
25/495-268	Ø 26	6	730 mm	20/22
25/495-27	Ø 26	6	725 mml	18/20
25/491-25	Ø 30		385 mm	25/28
25/496-192				
25/496-193				

C


Bestell-Nr.	Gewinde	Länge	Konus
25/490-22	M18L	1190 mm	16/18
25/490-34	M20R	1320-1350 mm	18/20
25/491-82			
25/491-83			

D


Bestell-Nr.	Gewinde	Länge	Konus
25/492-22	M18R	65 mm	Ø14
25/497-12	M18R	90 mm	Ø14

E


Bestell-Nr.	Ø	Länge	Konus
25/495-29	Ø 20	500 mm	Ø 20
25/495-26	Ø 22	725 mm	Ø 20
25/491-17	Ø 22	620 mm	Ø 20
25/495-28	Ø 26	725 mm	Ø 22
25/495-267	Ø 26	450 mm	Ø 20


Beispiel

M18R : Kugelkopf, Aussengewinde - rechts
F18L : Kugelkopf, Innengewinde - links

Wir vertreiben keine Originalteile.
 Die Nummern dienen lediglich als Beschreibung.


"THE RELIABLE SERVICE"


KUGELKÖPFE & SPURSTANGEN


Bestell-Nr.	Gewinde	Länge
25/497-182	F20L	272 mm
25/497-183	F20R	272 mm
25/497-187	F20L	386 mm
25/497-188	F20R	386 mm
25/497-189	F20L	435 mm
25/497-190	F20R	435 mm



Bestell-Nr.	Gewinde	Länge	Konus
25/581-6	F20R	70 mm	Ø 20
25/581-12	F20R	70 mm	Ø 22
25/581-4	F22R	70 mm	Ø 18



Bestell-Nr.	Gewinde	Länge	Konus
25/581-41	Anschweiss Ø32	115 mm	24.5/28
25/495-190	F18R	53 mm	20/22.5
25/495-189	F18R	85 mm	20/22
25/495-242	F18R	172 mm	20/22
25/495-231	F18R	140 mm	20/22
25/495-188	F18L	85 mm	20/22
25/495-230	F18L	140 mm	20/22
25/495-241	F18L	172 mm	20/22
25/581-10	F20R	65 mm	20/22
25/581-45	F20R	70 mm	16/18
25/581-8	F20R	75 mm	18/20
25/581-14	F20R	85 mm	24/26
25/581-18	F20R	95 mm	27/30
25/581-16	F22R	110 mm	24/26
25/495-279	F22R	110 mm	24/26
25/495-280	F22R	175 mm	24-26
25/495-278	F22R	180 mm	24/26
25/495-68	F24R	204 mm	23/26
25/495-281	F24R	245 mm	24/26
25/495-245	F24R	265 mm	23.5/26
25/495-67	F24L	204 mm	23/26
25/495-277	F24R	1290 mm	20/22
25/497-275	F30R	105 mm	20/22
25/581-46			



Bestell-Nr.	Gewinde	Länge
25/497-184	M20R-M18R	137 mm
25/497-178	M20R-M18R	175 mm
25/497-150	M20R-M18R	177 mm
25/497-177	M20R-M18L	175 mm
25/497-151	M20R-M18L	177 mm
25/497-60	M22R-M20R	195 mm
25/497-278	M22R-M22R	210 mm
25/497-280	M22R-M22R	220 mm
25/497-279	M22R-M22R	195 mm
25/497-141	M24R-M20R	210 mm
25/497-281	M24R-M22R	205 mm
25/497-245	M24R-M22R	220 mm
25/497-44	M22R-M24L	205 mm



Bestell-Nr.	Gewinde	Länge	Konus
25/495-60	F22	255 mm	20/22
25/495-264	M22R	390 mm	24/26
25/495-263	M22R	390 mm	24/26



Bestell-Nr.	Gewinde	Länge	Konus
25/495-290	F24R	1220 mm	20/22
25/495-275	M24R	1400 mm	20/22

Wir vertreiben keine Originalteile.
 Die Nummern dienen lediglich als Beschreibung.


"THE RELIABLE SERVICE"


KUGELKÖPFE & SPURSTANGEN
L


Bestell-Nr.	Gewinde	Länge	Konus
25/491-27	1" 1/4L	315 mm	24.5/28
25/492-18	1" 1/4R	315 mm	24.5/28
25/495-285	1" 3/8	500 mm	29/32
25/495-286	1" 3/8	500 mm	29/32

M


Bestell-Nr.	Gewinde	Länge	Konus
25/495-232	F24R	240 mm	23.5/26
25/495-233	F24R	240 mm	23.5/26
25/495-234	F24R	280 mm	23.5/26
25/495-235	F24R	280 mm	23.5/26

N


Bestell-Nr.	Gewinde	Länge	Konus
25/581-40	F1" R	75 mm	25/28
25/581-47	M24R	90 mm	29/32

O


Bestell-Nr.	Gewinde	Länge	Konus
25/495-288	Ø 20	640 mm	16/18
25/495-289	Ø 24	900 mm	18/20

P


Bestell-Nr.	Gewinde	Länge	Konus
25/497-23	F36R	140 mm	23/26
25/497-24	F36R	150 mm	27/30

Q


Bestell-Nr.	Gewinde	Länge	Konus
25/497-222	7/8" R	480-760 mm	5/8" x 11/16"

R


Bestell-Nr.	Gewinde	Länge	Konus
25/497-131	F24R	1318 mm	-

T


Bestell-Nr.	Gewinde	Länge	Konus
25/495-276	M30R	1430 mm	-

LENKZYLINDERBUCHSE

Bestell-Nr.	Schleppertyp	Abb.
25/579-12 (77103616, 5190901) Ø 20-35	AVJ55, AVJ60, AVJ70, JX75, JX80, JX85, JX90, JX95, JX70U, JX80U, JX90U, JX100U, JX1060C/V, JX1070CN//U/V, JX1075C/N/V, JX1080U, JX1090U, JX1095N/V, JX1100U, MXM120, MXM130, MXM135, MXM140, MXM150, MXM165, MXM180, MXU100, MXU110, MXU115, MXU125, MXU130, MXU135, VJ60, VJ70, VJ80	
25/579-13 (5192823, 9963952, 9961863, 340413408) Ø 25-42	MXM155, MXM175, MXM190 VJ70, VJ80, VJ90	

Wir vertreiben keine Originalteile.
 Die Nummern dienen lediglich als Beschreibung.


"THE RELIABLE SERVICE"



LENKZYLINDER

Bestell-Nr.	Beschreibung	Schleppertyp	Abb.
2 WD			
25/580-9 (188842A1, 549667R93)	Lenkzylinder	238, 248, 258, 268, 278, 285, 288, 385, 395, 454, 464, 474, 475, 484, 485, 485XL, 495, 495XL, 574, 584, 585, 585XL, 595, 595XL, 674, 684, 685, 685XL, 695, 695XL, 784, 785, 785XL, 795, 795XL, 884, 885, 885XL, 895, 895XL, 995, 995XL, 2400, 2500, 3210, 3220, 3230, 4210, 4230, 4240, C50, C60, C70, C80, C90, CX50, CX60, CX70, CX80, CX90, CX100, H84, MX80C, MX90C, MX100C	
25/585-7 (55355C91)	Dichtungssatz	4210, 4230, 4240, C50, C60, C70, C80, C90, CX50, CX60, CX70, CX80, CX90, CX100, H84, MX80C, MX90C, MX100C	
25/585-47 (3230677R1, 3230677R2)	Dichtungssatz	644, 743, 743XL, 744, 745S, 745XL, 844, 844S, 844XL, 845, 845XL, 856XL	
25/580-13 (5113130, 5189897)	Lenkzylinder	AVJ55, AVJ60, AVJ70, VJ60, VJ70, VJ80	
25/585-6 (9960075)	Dichtungssatz		
4 WD			
25/580-10 (1537617C1)	Kolbenstange	238, 248, 258, 268, 288, 395, 495, 495XL, 595, 595XL, 695, 695XL, 795, 795XL, 895, 895XL, 995, 995XL, 3210, 3220, 3230, 4210, 4220, 4230, 4240, C50, C60, C70, C80, C90, C100, CX50, CX60, CX70, CX80, CX90, CX100, MX80C, MX90C, MX100C	
25/585-50 (1537615C1) Dichtungssatz	Dichtungssatz		
25/580-11 (1530744C1)	Kolbenstange	5120, 5130, 5140, 5150, 5220, 5230, 5240, 5250	
25/585-51 (1341819C1) Dichtungssatz	Dichtungssatz		
25/580-14 (5142052, 5142046, 5189895, 5143971)	Lenkzylinder		
25/578-14 (5100730)	Ring	AVJ55, AVJ60, AVJ70, VJ60	
25/6502-14 (11066876)	Sägering	JX55, JX65, JX80, JX90, JX95	
25/577-14 (4987671)	Bolzen		
25/577-15 (4997489)	Sicherungsbolzen		
25/577-16 (5111572)	Blozen	JX75, JX80, JX85, JX90, JX95, VJ70, VJ80	

Wir vertreiben keine Originalteile.
 Die Nummern dienen lediglich als Beschreibung.


"THE RELIABLE SERVICE"


HYDRAULIKPUMPEN




Bestell-Nr.	Abb.	Druck	Rot.	Beschreibung	Schleppertyp	OEM
69/565-19 Bosch	1	8 cm ³	↻	Anschluss - Achse Kegelförmig	D320, D322, D324, D326, D430, D432, D436, D438, D439, D440, 323	3054300R93
25/640-15	2				238, 248, 258, 268, 385, 395, 454, 464, 474, 475, 484, 485, 495, 574, 584, 585, 595, 674, 684, 685, 695, 784, 782, 795, 884, 885, 895, 995, Hydro 84, 85	93835C92, 66513C92, 406763R92, 308873A1
25/640-26	3				B275, 276, 354, 374, 384, B414, 424, 434, 444	704330R95
69/565-4 Bosch	4	8 cm ³	↻			3057395R92, 3142097R91, 3145248R93, 1986963C1
69/566-4						
69/565-8 Bosch	5	8 + 8 cm ³	↻	Ohne Mengenteiler, ohne Überdruckventil	433, 440, 533, 540, 633, 640, 644, 733, 740, 743, 744, 745, 833, 840, 844S, 845, 940	3147535R94, 1986964C1, 3216613R91
69/565-21 Bosch	6	8 + 8 cm ³	↻	Ohne Mengenteiler, mit Überdruckventil, 2 Anschlüsse im Deckel	553, 654, 724, 824	3142563R91, 3142564R91, 3145619R92
69/565-24 Bosch		11 + 8 cm ³	↻			3146446R93, 3146450R91
69/565-22 Bosch	7	8 + 8 cm ³	↻	Ohne Mengenteiler, ohne Überdruckventil, 1 Anschluss im Deckel	743XL, 745XL, 844XL, 845XL, 856XL Hydro plus	1328655C91, 1986961C1
69/565-23 Bosch	8	8 + 8 cm ³	↻	Mit Mengenteiler, mit Überdruckventil, 2 Anschlüsse im Deckel	743XL, 745XL, 844XL, 845XL, 856XL	3401189R94, 1986962C1
69/566-23						
69/565-24 Bosch	6	11 + 8 cm	↻	Ohne Mengenteiler, mit Überdruckventil, 2 Anschlüsse im Deckel	946, 1046, 1246	3146446R93, 3146450R91
69/565-25 Bosch	9	11 + 8 cm ³	↻	Ohne Mengenteiler, ohne Überdruckventil, 2 Anschlüsse im Deckel	955, 955XL, 956, 956XL, 1055, 1055XL, 1056, 1056XL	3223932R94
69/566-25						

Wir vertreiben keine Originalteile.
Die Nummern dienen lediglich als Beschreibung.



"THE RELIABLE SERVICE"




HYDRAULIKPUMPEN


Bestell-Nr.	Abb.	Druck	Rot.	Beschreibung	Schleppertyp	OEM
69/565-27 Bosch	10	11 + 8 cm ³	↻	Ohne Mengenteiler, ohne Überdruckventil, mit Lagerung	956XL, 1056XL Mit Kombifilter	89880C91
69/565-28 Bosch	11	11 + 8 cm	↻	Ohne Mengenteiler, ohne Überdruckventil, mit Lagerung	956XL, 1056XL Sens-O-Draulic	3220221R93
69/566-28						
69/565-29 Bosch	12	14 + 11 cm ³	↻	Ohne Mengenteiler, ohne Überdruckventil, 2 Anschlüsse im Deckel	1255, 1255XL, 1455, 1455XL	3226942R93
69/566-131	13	22 cm ³	↻	Montage 1 Pumpe Achse Kegelförmig	2120 (⇒ 6017), 2130 (⇒ 9044), 2140 (⇒ 12130), 2150 (⇒ 15013)	1967851C1
69/566-225	14	25 cm ³	↻	Montage 1 Pumpe Achse verzahnt	2120 (6018 ⇒), 2130 (9045 ⇒), 2140 (12131 ⇒), 2150 (15014 ⇒)	114910A1
69/566-131	13	22 cm ³	↻	Montage 2 Pumpe Achse Kegelförmig	2120, 2130, 2140, 2150	1967851C1
	13	17 cm ³	↻	Montage 2 Pumpe Achse verzahnt		1530459C1, 1967852C1
69/566-224	15	17 + 8 cm ³	↻	Montage Doppelpumpe Achse verzahnt	2120, 2130, 2140, 2150 Serie PRO PJ55, PJ65, PJ75, PJN55, PJN65, PJN75, PJV55, PJV65, PJV75	324628A1
25/640-15	16				3210, 3220, 3230, 421, 4220, 4230, 4240	93835C92, 66513C92, 406763R92, 308873A1
25/640-218					5120, 5130, 5140, 5150, 5220, 5230, 5240, 5250	1343659C1, 1343659C2

Wir vertreiben keine Originalteile.
Die Nummern dienen lediglich als Beschreibung.


"THE RELIABLE SERVICE"


HYDRAULIKPUMPEN


Bestell-Nr.	Abb.	Druck	Rot.	Beschreibung	Schleppertyp	OEM
69/565-92 Bosch	18	11 cm ³	↻	Lenkungspumpe	AVJ55, AVJ60, AVJ70, VJ60, VJ70, VJ80	5179722
69/566-92						5129481
69/565-65 Bosch	19	16 cm ³	↻			5129483, 5179719, 5094391, 5086286, 5169772
25/640-15	20				C50, C60, C70, C80, C90, CX50, CX60, CX70, CX80, CX90, CX100 Motor Perkins	308873A1
69/565-36 Bosch	21	16 + 11 cm ³	↻	Montage Links	C55, C64, C70, CS78, CS86, CS94 Motor MWM	155700750003
25/566-228	25	16 + 8 cm ³		Montage Rechts	C55, C64, C70 Motor MWM	155700750004, 155700750010
25/566-229	22	16 cm ³		Montage Rechts	C55, C64, C70, CS68, CS75 Motor MWM	155700750005
25/566-226	23	14 cm ³			CS48, CS52, CS58, CS63 Motor Perkins	1-32-275-001
25/566-227	24	11 + 8 cm ³				1-32-275-004
69/565-123 Bosch	25	22.5 + 16 cm ³	↻		CS78, CS86, CS94 Motor Sisu	1-32-375-101
25/566-231	26				CS100, CS110, CS120, CS130, CS150 CC-Load Sensing	1-32-575-301
69/565-102 Bosch	27	32 cm ³	↻			1-32-575-005
69/565-122 Bosch	28	38 + 16 cm ³	↻		CS110, CS120, CS130, CS150	1-32-575-003
25/566-232	29				CVX120, CVX130, CVX150, CVX170, CVX1135, CVX1145, CVX1155, CVX1170, CVX1190	1-32-575-300
25/566-233	30				CVX1135, CVX1145, CVX1155, CVX1170, CVX1190 Mega-Flow	1-32-575-310

Wir vertreiben keine Originalteile.
Die Nummern dienen lediglich als Beschreibung.



"THE RELIABLE SERVICE"



III

HYDRAULIKPUMPEN


Bestell-Nr.	Abb.	Druck	Rot.	Beschreibung	Schleppertyp	OEM
69/565-65 Bosch	31	16 cm ³	↻		JX55, JX60, JX65, JX70, JX75, JX80, JX90, JX95	5129483, 5179719, 5094391, 5086286, 5169772
69/565-78 Bosch	32	22.5 cm ³	↻		JX70U, JX80U, JX90U, JX100U, JX1060C, JX1070C, JX1075C	5179726, 5169041
69/565-81 Bosch	33	22.5 cm ³	↻	Mit Regler 2 Ausgänge	JX1070U, JX1080U, JX1090U, JX1100U	5180275, 5180277
69/565-93 Bosch	34	11 cm ³	↻	Lenkumpumpe	JX1060C, JX1070C, JX1075C	5179730
69/566-93						
25/566-230	35	44 cm ³		Ø 25mm Welle - 15Z	MX80C, MX90C, MX100C (JJE1101024 ⇔) MX100, MX110, MX120, MX135, MX150, MX170 (JJE1056025 ⇔)	394269A1
69/565-78 Bosch	32	22.5 cm ³	↻		MXM120, MXM130, MXM140	5179726, 5169041
69/565-81 Bosch	33	22.5 cm ³	↻	Mit Regler 2 Ausgänge		5180275, 5180277


HYDRAULIKPUMPEN ERSATZTEILE "BOSCH"

Bestell-Nr.	Beschreibung	Abb.
69/598-1	Dichtung für Bosch Pumpe	
69/575-13	Dichtungssatz ohne Wellendichtring	
69/588-1	Wellendichtring 17 x 30 x 7mm	
69/587-1	Montageflansch für Rohr Ø 15 mm	
69/587-2	Montageflansch für Rohr Ø 20 mm	
69/597-1	Befestigung bolzen 10 x 190 mm	

Wir vertreiben keine Originalteile.
Die Nummern dienen lediglich als Beschreibung.


"THE RELIABLE SERVICE"


ORBITROL

Bestell-Nr.	Beschreibung	Schleppertyp	OEM	Abb.
25/560-40	OSPC 100 OR	238, 248, 258, 268, 288, 385, 395, 485, 485XL, 495, 495XL, 585, 585XL, 595, 595XL, 685, 685XL, 695, 695XL, 785, 785XL, 795, 795XL, 885, 885XL, 895, 895XL, 995, 995XL, 3210, 3220, 3230, 4210, 4220, 4230, 4240 C50, C60, C70, C80, C90	88107C91, 88107C92, 88107C93, 366441A1	
25/560-38	160 cm ³	5120, 5130, 5140, 5150, 5220, 5230, 5240, 5250	1346098C1	
25/560-39	OSPD 60/220	7210, 7220, 7230, 7240, 7250	220271A1	
25/560-35	OSPQ 80/160 LSR	CS100, CS110, CS120, CS130, CS150, CVX120, CVX130, CVX150, CVX1135, CVX1145, CVX1155, CVX1170	1-32-547-021, 1-33-247-015, 1-33-147-147, 1-33-147-137, 1-32-547-001	
25/560-12	OSPC 100 ON	AVJ55, AVJ60, AVJ70, JX55, JX60, JX65, JX70, JX75, JX80, JX85, JX90, JX95, VJ60, VJ70, VJ80	5143326, 5164616	
25/560-10	OSPC 160 ON	JX55, JX60, JX65, JX70, JX75, JX80, JX85, JX90, JX95 40 km/h	5165251	

NACHRÜSTUNGSSÄTZE VOLLHYDRAULISCHE LENKUNG

Bestell-Nr.	Beschreibung	Schleppertyp
25/6500-18	Hydraulische Lenkung mit Tandempumpe	433, 533, 633
25/6500-19	Hydraulische Lenkung mit Prioritätsventil	433, 533, 633, 733
25/6500-20		433E, 433V, 533E, 533V, 633E, 633V, 733E, 733V
25/6500-21		453, 653
25/6500-22		523, 553, 624, 654, 724, 734, 834
25/6500-23		523, 553, 654, 724, 734, 834
25/6500-24	Hydraulische Lenkung mit Tandempumpe	554, 644, 744
25/6500-25	Hydraulische Lenkung mit Prioritätsventil	554, 644, 744
25/6500-26	Danfoss-Hydrostat als Ersatz für ZF-Hydrostat	644, 645, 743, 744, 745, 745S, 844, 845
25/6500-27		745XL, 845XL, 856XL, 956XL, 1056XL
25/6500-28		955, 1055



Alle Nachrüstsätze werden komplett mit Lenksäule, Lenkrad, Prioritätsventil bzw. Tandempumpe, Lenkzylinder u. Befestigungen, Schläuche u. Verschraubungen geliefert.

Wir vertreiben keine Originalteile.
Die Nummern dienen lediglich als Beschreibung.



"THE RELIABLE SERVICE"



HUBFRAKTVERSTÄRKUNG



Bestell-Nr.	Beschreibung	Schleppertyp
25/770-35	Linker Satz	323, 353, 383, 423, 424, 433, 453, 533, 633, 640, 733, 740, 833, 840
25/770-36	Rechter Satz	
25/770-37	Beidseitiger Anbausatz	
25/770-38	Traktoren mit Vorrichtung - Linker Satz	523, 553, 554, 624, 644, 645, 654, 724, 734, 743, 744, 745, 824, 834, 844, 845, 856, 945, 946, 955, 956, 1046, 1055, 1056
25/770-39	Traktoren ohne Vorrichtung - Linker Satz	
25/770-40	Serie XL - Traktoren mit Vorrichtung - Linker Satz	
25/770-41	Serie XL - Traktoren ohne Vorrichtung - Linker Satz	
25/770-42	Rechter Satz	1255XL, 1455XL
25/770-43	Linker Satz	4210, 4220, 4230, 4240
25/770-44	Rechter Satz	
25/770-45	Beidseitiger Anbausatz	5120, 5130, 5150, 5150
25/770-46	Rechter Satz	
25/770-47	Beidseitiger Anbausatz	7110, 7120, 7130, 7140
25/770-48	Linker Satz	Serie CX
25/770-49	Rechter Satz	
25/770-50	Beidseitiger Anbausatz	
25/770-51	Linker Satz	JX80U, JX90U, JX100U
25/770-52	Rechter Satz	
25/770-53	Beidseitiger Anbausatz	
25/770-54	Linker Satz	JX70, JX75, JX80, JX85, JX90, JX95
25/770-56	Traktoren mit Vorrichtung - Rechter Satz	MX100, MX110, MX120, MX135
25/770-46	Traktoren ohne Vorrichtung - Rechter Satz	
25/770-57	Rechter Satz	MXM120, MXM130











Wir vertreiben keine Originalteile.
Die Nummern dienen lediglich als Beschreibung.



"THE RELIABLE SERVICE"



STEUERGERÄTE & ZUBEHÖR
Bosch-System SB 1

Bestell-Nr.	Beschreibung	Schleppertyp	OEM	Abb.
69/7600-6	Flanschventil EW, mit mechanischer Arretierung 35l/min. / 220bar	D320, D322, D324, D326, D430, D432, D436, D440, 323, 353, 383, 423, 433, 440, 453, 523, 533, 540, 553, 554, 624, 633, 640, 644, 654, 724, 733, 740, 743, 744, 745S, 824, 833, 840, 844, 844S, 845, 940, 955, 1055, 1255		
69/7600-7	Flanschventil DW 35l/min. / 220bar			
69/7600-15	Flanschventil DW, alle Stellungen gerastet, mit Schwimmstellung 35l/min. / 220bar			
69/7600-88	Flanschventil DW, mit nur gerasteter Schwimmstellung 35l/min. / 220bar			
69/7608-1	Anschlussplatte ohne Druckweiterführung 35l/min. / 250bar			
69/7608-2	Anschlussplatte mit Druckweiterführung 35l/min. / 250bar			
69/7608-4	Endplatte 35l/min. / 250bar		A14317, 1522310002	
69/7609-1	Bedienungshebel passend zu 69/7600-6 200mm lang		A14342, 1527000008	
69/7610-1	Dichtsatz			
69/7615-10 für erstes Steuergerät	Schraubensatz 2x M8x110 / 1x M8x60			
69/7615-21 für zweites Steuergerät	Schraubensatz 2x M8x150 / 1x M8x100			
69/7615-22 für drittes Steuergerät	Schraubensatz 2x M8x190 / 1x M8x140			





Wir vertreiben keine Originalteile.
Die Nummern dienen lediglich als Beschreibung.



"THE RELIABLE SERVICE"



STEUERGERÄTE & ZUBEHÖR
Bosch-System SB 7

Bestell-Nr.	Beschreibung	Schleppertyp	OEM	Abb.
69/7600-8	Steuergerät EW/DW umschaltbar, Schwimmstellung & Endabschaltung 45l/min. / 220bar	946, 1046, 1246, 1255, 1455		
69/7600-21	Steuergerät EW/DW umschaltbar, Schwimmstellung & Endabschaltung 70l/min. / 220bar	743XL, 745, 844, 844S, 846, 856, 946, 955XL, 1046, 1055XL, 1056, 1246, 1255, 1455	A14703, 0521705035, 0521705038, 0521705509, 0521705519, 0521705521	
69/7611-1	Regelsteuergerät 70l/min. / 220bar		3147440R91, 3140895R92, 0521704075, 0521704080, 0521704101, 0521704104, 0521704110	
69/7616-7	Dichtsatz passend zu 69/7611-1			
69/7615-15 für erstes Steuergerät	Schraubensatz 3x M8x130			
69/7615-16 für zweites Steuergerät	Schraubensatz 3x M8x180			
69/7615-17 für drittes Steuergerät	Schraubensatz 3x M8x230			

Wir vertreiben keine Originalteile.
Die Nummern dienen lediglich als Beschreibung.




"THE RELIABLE SERVICE"






STEUERGERÄTE & ZUBEHÖR


Bosch-System SB 9

Bestell-Nr.	Beschreibung	Schleppertyp	OEM	Abb.
69/7600-13	Steuergerät EW/DW umschaltbar, Schwimmstellung & Endabschaltung 70l/min. / 220bar	745, 745XL, 844, 856, 955, 956, 1055, 1056, 1255, 1256, 1455 Bj.81-84	0521705535, 0521705040, 0521705044, 0521705527	

Bosch-System SB 23 OC

Bestell-Nr.	Beschreibung	Schleppertyp	OEM	Abb.
69/7600-11	Steuergerät EW/DW umschaltbar, Schwimmstellung & Endabschaltung 70l/min. / 220bar	743XL, 745XL ab Bj.8/95, 844, 856XL, 956XL, 1055, 1056XL, 1255XL-1455XL,	0521609001, 0521609005, 0521609009, 0521609013, 0521609019, 0521609021, 0521609022, 0521609053, 0521609054, 0521609062, 0521609063, 0521609064	
69/7608-11	Eingangsplatte 70l/min. / 250bar	1255XLA- 1455XLA, CS48, CS58, CS68, CS75, CS78, CS86, CS94, CS110, CS120, CS130, CS150, 4220, 4230, 4240	A14413, 1525503442, 1525503443	
69/7608-12	Endplatte 70l/min. / 250bar		A14415, 1525503445	








Maxxum Serie

Bestell-Nr.	Beschreibung	Schleppertyp	OEM	Abb.
25/7600-26	Steuergerät mit Raststellung	5120, 5130, 5140, 5220, 5230, 5240, 5250	1980449C6, 1980449C7	



III

HYDRAULIKKUPPLUNGEN

Bestell-Nr.	Abb.	Schleppertyp	OEM	Abb.
Anhängerbremse				
69/906-5	Kupplung Steckdose Gewinde 1/2"	Gemäss Anwendung	737606R1, 1975266C1	
69/905-5	Kup. Stecker Gew. M20x1.5		3131463R91	
Kupplung				
69/902-9		CS48, CS52, CS63, CS68, CS75, CS78, CS86, CS94	1-32-273-083	
25/908-6	Kupplung Steckdose Gewinde M22x1.5	CS48, CS58, CS68, CS75, CS78, CS86, CS94, CS100, CS110, CS120, CS130, CS150, CVX120, CVX130, CVX150, CVX170, CVX1135, CVX1145, CVX1155, CVX1170, CVX1190	155700730350, 1-32-373-037, 1-32-273-080	
25/909-6	Dichtungssatz			
69/905-1	Kup. Stecker Gew. 1/2"	Gemäss Anwendung		
69/906-1	Kup. Steckdose Gew. 1/2"			



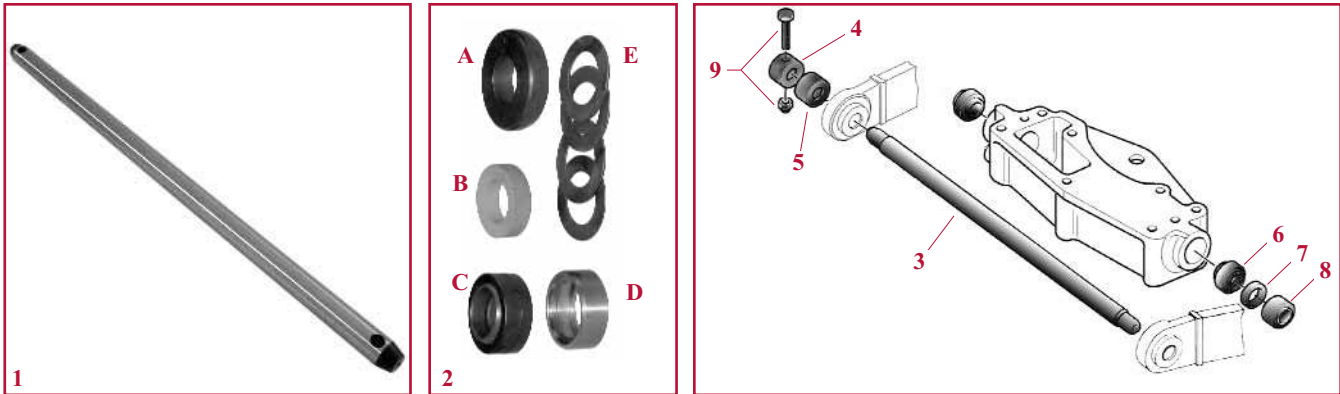
Weiteres Hydraulik Zubehör finden Sie im Kapitel 1 unseres Katalogs.

Wir vertreiben keine Originalteile.
Die Nummern dienen lediglich als Beschreibung.



"THE RELIABLE SERVICE"



UNTERLENKERWELLE


Bestell-Nr.	Abb.	Beschreibung	Schleppertyp	OEM
25/6678-13	1	Welle LG : 595 mm - Ø 25 mm		3225611R1, 3145268R1, 3223152R92
25/6683-17	2	Dichtsatz Inhalt (A) 1 x 25/6682-19 (3145270R1) (B) 1 x 25/6680-16 (3217570R1) (C) 1 x 25/6679-19 (3217571R1) (D) 2 x 25/6679-20 (3145271R1) (E) 4 x 25/6685-5 (3216984R1) 1 Satz pro Seite	644, 743XL, 744, 745XL, 844, 844S, 844XL, 845XL, 856XL	
25/6678-14	1	Welle LG : 611 mm - Ø 28.5 mm		3220155R1
25/6683-18	2	Dichtsatz Inhalt (A) 1 x 25/6682-20 (3220157R1) (B) 1 x 25/6680-17 (3220159R1) (C) 1 x 25/6679-22 (3220160R1) (D) 1 x 25/6679-23 (3220158R1) (E) 1 x 25/6685-6 (3223885R1) 1 Satz pro Seite	955, 955XL, 956, 956XL, 1055, 1055XL, 1056, 1056XL	
25/6678-7	3	Welle Ø 25 mm		5116243
25/6682-3	4	Buchse	JX55, JX60, JX65, JX70, JX80, JX85, JX90, JX70U, JX80U, JX90U, JX1070U, JX1080U, JX1090U, VJ60, VJ70, VJ80.	5116247
25/6679-4	5			5116246
25/6679-5	6	Lager		5116244
25/6681-3	7	Dichtring		47124792, 47129342
25/6682-4	8	Buchse		5116245
25/6686-1	9	Bolzen & Mutter		15888721, 15888724
25/6682-3	4	Buchse		5116247
25/6679-11	5			5131391
25/6679-5	6	Lager		5116244
25/6681-3	7	Dichtring	47124792, 47129342	
25/6686-1	9	Bolzen & Mutter	15888721, 15888724	
			JX1060C, JX1060V, JX1070C, JX1070N, JX1070V, JX1075C, JX1075N, JX1075V	

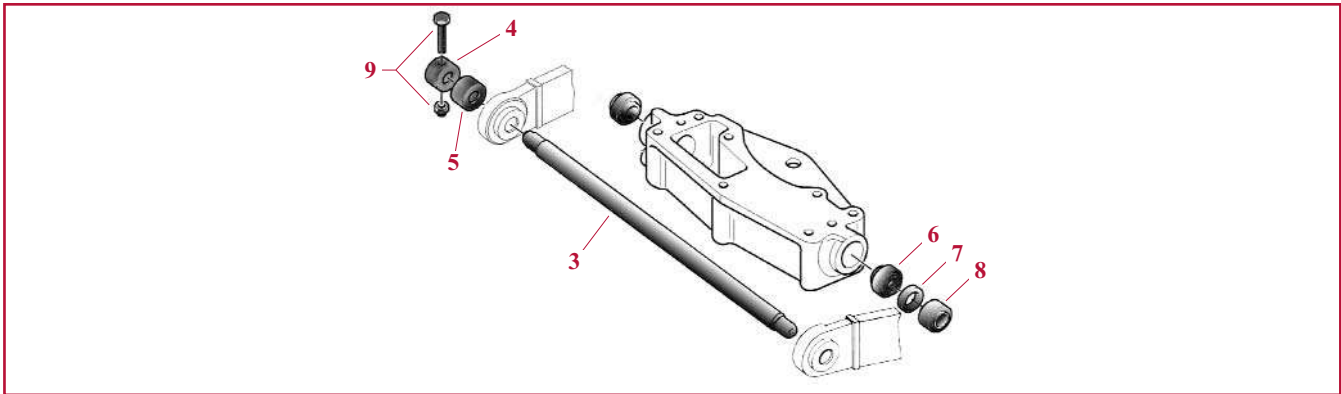
Wir vertreiben keine Originalteile.
Die Nummern dienen lediglich als Beschreibung.



"THE RELIABLE SERVICE"



UNTERLENKERWELLE



Bestell-Nr.	Abb.	Beschreibung	Schleppertyp	OEM
25/6678-8	3	Welle Ø 30 mm	MXU100, MXU110, MXU115, MXU125, MXU100, MXU110, MXU115, MXU130 X-LINE	5111458
25/6682-5	4	Buchse		5109989
25/6679-6	5			5111451
25/6679-7	6	Lager		5109977
25/6681-4	7	Dichtring		5127037, 47129340
25/6682-9	8	Buchse		5171675
25/6686-1	9	Bolzen & Mutter		15888721, 15888724

TIEFENKONTROLLFEDER

Bestell-Nr.	Schleppertyp	OEM	Abb.
25/6677-8	433, 440, 533, 540, 633, 640, 733, 740, 833, 840, 940	3148358R2	

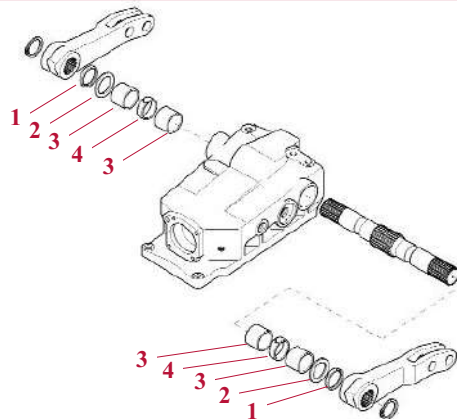
Wir vertreiben keine Originalteile.
Die Nummern dienen lediglich als Beschreibung.



"THE RELIABLE SERVICE"



HUBWERK



Bestell-Nr.	Abb.	Beschreibung	Schleppertyp	OEM
25/683-16	1	Buchse L. & R.		3134565R1
25/687-16	2	O-Ring L. & R.	323, 353, 383, 423, 433, 440, 453, 533, 540, 633, 640, 733, 740, 833, 840, 940	3134564R1, 3134564R2, 3134564R3
25/686-16	3	Buchse L. & R.		3134715R4, 3134715R5
25/683-17	1	Buchse L. & R.		3131660R1
25/687-17	2	O-Ring L. & R.	553, 644, 743, 743XL, 744, 745S, 745XL, 844, 844S, 844XL, 845, 845XL, 856XL	3131661R1
25/686-17	3	Buchse L. & R.		3057609R1, 3057609R2
25/683-18	1	Buchse L. & R.		3220177R1
25/687-18	2	O-Ring L. & R.	955, 955XL, 956, 956XL, 1055, 1055XL, 1056, 1056XL	3220176R1
25/686-18	3	Buchse L. & R.		3220178R1, 3220178R3
25/687-19	2	R. O-Ring		A178381
25/687-20		L. O-Ring	5120, 5130, 5140, 5150, 5220, 5230, 5240, 5250, MC80C, MX90C, MX100C, MX100, MX110, MX120, MX135	A178380
25/686-19	3	R. Buchse		A188507
25/686-20		L. Buchse		A188508
25/687-21	2	R. O-Ring		1347919C1
25/687-22		L. O-Ring	7110, 7120, 7130, 7140, 7150, 7210, 7220, 7230, 7240, 7250, 8910, 8920, 8930, 8940, 8950	1347918C1
25/686-21	3	R. Buchse		1331848C1
25/686-22		L. Buchse		1331849C1
25/687-23	1	O-Ring L. & R.	C42, C48, CS48, CS52, CS58, CS63	190003070035
25/683-23	2	Buchse L. & R.		1190730025
25/686-23	3	Buchse L. & R.	CS48, CS52, CS58, CS63	153700733014
25/683-24	4	Buchse L. & R.	C42, C48, CS48, CS52, CS58, CS63	1190730027
25/687-25	1	O-Ring L. & R.		190003070036
25/683-25	2	Buchse L. & R.	C55, C64, C70, CS68, CS75	1288730005
25/686-25	3	Buchse L. & R.	CS68, CS75	135700733008
25/683-26	4	Buchse L. & R.	C55, C64, C70, CS68, CS75	1288730007
25/687-27	2	O-Ring L. & R.	CS100, CS110, CS120, CS130, CS150, CVX120, CVX130, CVX150, CVX170, CVX1135, CVX1145, CVX1155, CVX1170, CVX1190	13809340025
25/686-27	3	Buchse L. & R.		133000733040
25/687-22	2	O-Ring L. & R.	MX150, MX170	1347918C1
25/686-22	3	Buchse L. & R.		1331849C1

Wir vertreiben keine Originalteile.
 Die Nummern dienen lediglich als Beschreibung.



"THE RELIABLE SERVICE"




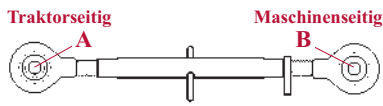


OBERLENKER


Bestell-Nr.	Zugkraft (daN)	Maschinenseitig		Traktorseitig		Schleppertyp
		Kat.	Typ	Kat.	Typ	
25/8104-29	6800	2		2		795
25/8104-30	6800	2		2		845XL
25/8104-31	7700	2-3		2		856XL, 956XL, 1056XL
25/8104-32	7700	2-3		3		1255XL, 1455XL
25/8104-33	6800	2		1		4210, 4220, 4230, 4240
25/8104-34	8300	2-3		2		5120, 5130, 5140, 5150
25/8104-35	8000	2-3		3		7110, 7120, 7130, 7140, 7210, 7220, 7230, 7240, 7250
25/8104-36	6800	2-3		2		CS78, CS86, CS94
25/8104-37	7900	2-3		3		CS150
25/8104-38	5500	2		2		JX80U, JX90U, JX100U
25/8104-40	8000	2-3		2		MX100, MX110, MX120, MX135
25/8104-41	8300	2-3		Ø 28		MXM120, MXM130, MXM140, MXM150

Wir vertreiben keine Originalteile.
 Die Nummern dienen lediglich als Beschreibung.


"THE RELIABLE SERVICE"


OBERLENKER


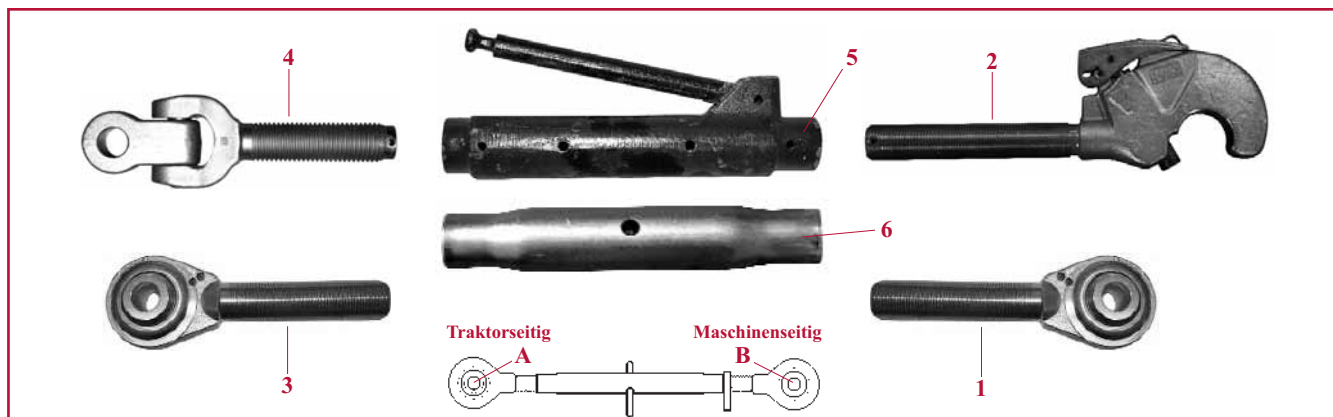
Bestell-Nr.	Abb.	Gewinde	Länge mm	Ø A mm	Ø B mm	Schleppertyp
25/1101-12K (3141807R92, 1965996C9)	1	1 1/8"	540 - 740 mm	Kat. I Ø 19 mm	Kat. II Ø 25.4 mm	440, 540, 640, 644, 645, 740, 743, 744, 745, 840, 844, 844S, 84
25/700-66 (1348047C1, 1533258C1)	2	M36 x 3.0	615 - 865 mm	Kat. II Ø 25.4 mm	Kat. II Ø 25.4 mm	5120, 5130, 5140, 5150, 5220, 5230, 5240, 5250, MX80C, MX90C, MX100C, MX100, MX110, MX120, MX135
25/703-66 (1533260C1)	3		295 mm	Kat. II Ø 25.4 mm		
25/702-66 (1965646C2)	4		415 mm			
25/703-67 (282759A1)	5		315 mm		Kat. III Ø 32 mm	
25/700-40 (1348048C2, 224072A1)	6		610 - 880 mm	Kat. II Ø 25.4 mm	Kat. II Ø 25.4 mm	
25/700-41			625 - 895 mm	Kat. II Ø 25.4 mm	Kat. III Ø 32 mm	
25/701-40 (1348053C2)	7		320 mm		Kat. II Ø 25.4 mm	
25/701-41 (1974000C3, 231131A1)		335 mm		Kat. III Ø 32 mm		
25/700-48 (236623A2)	8	1 1/2"	800 - 1330 mm	Kat. III Ø 32 mm	Kat. III Ø 32 mm	MX150, MX170
25/701-48 (238027A1)	9		330 mm		Kat. III Ø 32 mm	
25/703-48 (1282063C2)	10		310 mm		Kat. III Ø 32 mm	
25/702-48 (1954221C3)	11		405 mm			
25/700-48S (315912A1)	12					
25/703-49 (236624A1)	13	1 1/2"	320 mm			
25/707-48 (236625A1)	14			Kat. III Ø 32 mm		
25/704-48 (236626A1)	15		Ø 28 x 110 mm			
25/8163-1 (1331863C2)	16					

Wir vertreiben keine Originalteile.
 Die Nummern dienen lediglich als Beschreibung.



"THE RELIABLE SERVICE"



OBERLENKER





Bestell-Nr.	Abb.	Gewinde	Länge mm	Ø A mm	Ø B mm	Schleppertyp
25/700-74	1 + 3 + 6	M36 x 4	655 - 855 mm	Kat. III Ø 32 mm	Kat. III Ø 32 mm	CVX150, CVX170
25/700-75	2 + 3 + 6		660 - 860 mm	Kat. III Ø 32 mm	Kat. III Ø 32 mm	
25/711-6	2		335 mm	-	Kat. III Ø 32 mm	
25/703-15	3		330 mm	Kat. III Ø 32 mm		
25/703-14	1		330 mm	-	Kat. III Ø 32 mm	
25/702-15	6		295 mm	-	-	
25/700-70 (1331855C2)	1 + 3 + 5	1 3/4"	585 - 885 mm	Kat. III Ø 32 mm	Kat. III Ø 32 mm	7110, 7120, 7130, 7140, 7210, 7220, 7230, 7240, 7250, 8910, 8920, 8930, 8940, 8950, MX180, MX200, MX220, MX240, MX255, MX270, MX285
25/700-71 (1998193C1)	2 + 3 + 5		695 - 995 mm	Kat. III Ø 32 mm	Kat. III Ø 32 mm	
25/700-72 (284335A3)	1 + 4 + 5		655 - 855 mm	Kat. III Ø 32 mm	Kat. III Ø 32 mm	
25/700-73	2 + 4 + 5		765 - 965 mm	Kat. III Ø 32 mm	Kat. III Ø 32 mm	
25/701-10 (1282082C2)	1		310 mm	Kat. III Ø 32 mm	-	
25/711-5 (245301A1)	2		425 mm	Kat. III Ø 32 mm	-	
25/703-11 (1981988C1)	3		290 mm	-	Kat. III Ø 32 mm	
25/703-12 (319585A1)	4		310 mm	-	Kat. III Ø 32 mm	
25/702-7 (1954223C3)	5		400 mm	-	-	

OBERLENKERBOLZEN

Bestell-Nr.	Länge mm	Ø A mm	Ø B mm	OEM	Abb.
25/704-11	175	Kat. I Ø 19 mm	Kat. II Ø 25.4 mm	3137660R1	
25/704-12	157			528084R1, 1536396C1	
25/704-13	132			528081R1, 1328192C3	

Wir vertreiben keine Originalteile.
Die Nummern dienen lediglich als Beschreibung.


"THE RELIABLE SERVICE"


STABILISATOR


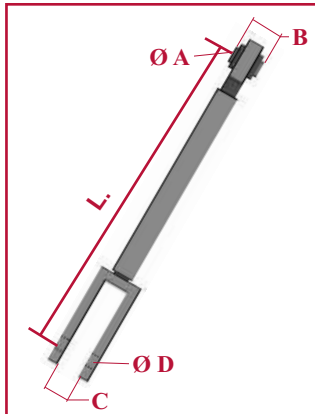
Bestell-Nr.	Abb.	Beschreibung	Länge mm	Ø A mm	Ø B mm	Schleppertyp
25/740-16 (3620019R1)	1	Kompletter Stabilisator	380 - 445 mm	16 mm	22 mm	275, 474, 484, 485, 574, 584, 585, 674, 684, 685, 695, 784, 785, 795, 885, 995
25/740-18	2	Kompletter Stabilisator mit Gabel 25/743-8				440, 540, 640, 644, 740, 743, 743XL, 744, 745S, 745XL, 840, 844, 844S, 844XL, 845, 845XL, 856XL, 940, 946, 955, 955XL, 956, 956XL, 1046, 1055, 1055XL, 1056, 1056XL, 1246, 1255, 1255XL, 1455, 1455XL
25/740-19		Kompletter Stabilisator mit Gabel 25/743-9K				
25/740-20 (1965995C91, 3146371R94)		Stabilisator ohne Gabel (3 + 4 + 5)				
25/747-4 (3146372R92)	3	Kugelgelenk	155 mm	19 mm		
25/746-7 (3140714R2)	4	Rohr	245 mm			
25/744-7 (3140713R2)	5	Spanngewinde	275 mm			
25/748-2 (3226000R1)	6			16 mm		
25/743-8 (3140005R1)	7	Gabel	78 mm		28 mm	
25/743-9K (3220670R2)	8		94 mm		28 mm	
25/740-54 (336104A1, 404415A1)	9	Kompletter Stabilisator	345 - 415 mm	16 mm	19 mm	2120, 2130, 2140, 2150 PRO PJN55, PJN65, PJN75, PJV55, PJV65, PJV75
25/740-56 (119307A2)	10					3210, 3220, 3230, 4210, 4220, 4230, 4240
25/740-32 (253697A2, 193137A2)	11	Automatischer Stabilisator	385 - 450 mm	19 mm	25 mm	5110, 5120, 5130, 5150, MX80C, MX90C, MX100C, MX100, MX110, MX120, MX135
25/746-12 (193149A1)	12	Gabel M24x3	120 mm		25 mm	Seite (links)
25/740-48 (5189644, 5184540, 47123374)	13	Kompletter Stabilisator	400 - 545 mm	19 mm	26 mm	JX70U, JX80U, JX90U, JX100U, JX1070U, JX1080U, JX1090U, JX1100U
25/740-52 (112923A1)	14		440 - 670 mm	19 mm	M24 x 3	MX80C, MX90C, MX100C, MX100, MX110, MX120, MX135

Wir vertreiben keine Originalteile.
Die Nummern dienen lediglich als Beschreibung.



"THE RELIABLE SERVICE"



REGELBARE HUBSTANGEN


Bestell-Nr.	Abb.	Beschreibung	Länge mm	Ø A mm	B mm	C mm	Ø D mm	Gewinde	Schleppertyp	
25/760-25	1	Komplette Hubstange	470 - 600	16	48	38	19.2	7/8" - 9	423, 453, 523, 533, 624, 633, 724, 733, 824, 833 Vor der Bestellung bitte: Länge kontrollieren	
25/760-26			490 - 625			25				
25/760-27		Mit Buchse	565 - 700	44						
25/760-28				25						
25/760-32	3	Komplette Hubstange		16	62	22	22	M30 x 3.5		
25/8166-3	2	Staubkappe								
25/760-95	1	Komplette Hubstange		19.2	42.5	20	19.2	13/16-12		633, 733, 833
25/762-21 (3121965R1)	4	Gabel	345			38	19.2	7/8" - 9		
25/762-20 (3121964R1)			350			25				
25/759-20 (527967R91)	5	Gabel L.	345	16	50					
25/759-21 (527940R91)			435							
25/759-22 (527948R91)			470							
25/761-20 (69991C91)	6	Welle	368							
25/761-21 (69992C91)			402							
25/761-22 (69993C91)			423							
25/761-23 (3116725R91)			462							
25/755-20 (527937R1)	7	Mutter								

Wir vertreiben keine Originalteile.
Die Nummern dienen lediglich als Beschreibung.



"THE RELIABLE SERVICE"



REGELBARE HUBSTANGEN



Bestell-Nr.	Abb.	Beschreibung	Länge mm	Ø A mm	B mm	C mm	Ø D mm	Gewinde	Schleppertyp	
25/760-33	1	Komp. Hubstange (2,3,4,5)	570 - 780	40	65	30	28	M40 x 3.0	Zu Serie 44, 45, 46 & 55	
	2	Kugelgelenk	245	40	65					
	3	Mutter								
	4	Rohr	330							
	5	Gabel	285			30	28			
25/760-31K	1	Komp. Hubstange (2,3,4,5,6,7)	570 - 780	40	65		28		Zu Serie 44, 45, 46 & 55	
	6	Bolzen								
	7	Gabel								
	8	Preiswerte Version	570 - 780	40	65	30	28	M40 x 3.0		
25/760-67 (224250A1, 224250A2)	9	Komp. Hubstange	625 - 750	20	51	27	20	M27 x 2.0	3210, 3220, 3230, 4210, 4220, 4230, 4240, C50, C60, C70, C80, C90, CX50, CX60, CX70, CX80, CX90, CX100	
25/760-94	9		710 - 800	25	45	27	25		Hubstange passend zu CS Serie	
25/760-84				32		33	28		Hubstange passend zu Serie CVX	
25/760-81	10			530 - 675	20	51	31		Hubst. pas. zu Serie MX/Maxxum	
25/760-83	11			620 - 850	25		51		Hubst. pas. zu Serie Magnum	
25/760-93	12						25		5120, 5130, 5140, 5150	
25/760-64	13			530 - 675	20	51	32		M30 x 2.0	5120, 5130, 5140, 5150, 5220, 5230, 5240, 5250
25/760-65	14			620 - 835			47		1 1/8" - 7	7110, 7120, 7130, 7140, 7210, 7220, 7230, 7240, 7250
25/760-66 (241417A3)	15			900 - 1080	29		65	29		MX150, MX170

Wir vertreiben keine Originalteile.
 Die Nummern dienen lediglich als Beschreibung.

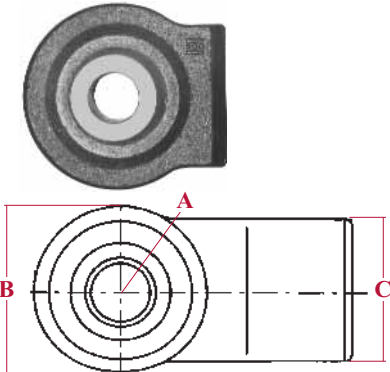

"THE RELIABLE SERVICE"


ZUGPENDEL

Hubarm Lagerbuchse

Bestell-Nr.	In. Ø	Aus. Ø	Breite	Schleppertyp	Abb.
25/719-5 (3057362R1)	Kat. I 19 mm	43 mm	35 mm	353, 383, 423, 433, 453, 533, 553, 633, 654, 724, 733, 824, 833	
25/719-6 (3057361R1)	Kat. II 25.4 mm	43 mm	44.5 mm		

Anschweißkugel für Unterlenker


Bestell-Nr.	Beschreibung	Ø A mm	B mm	C mm	Schleppertyp	Abb.
68/715-6	Traktorseitig	25.4	110	85	Gemäss Anwendung	
68/715-7		25.4	80	70		
68/715-8	Maschinenseitig	28	110	85		
25/715-11 (80475C91)		28	110	85	956, 956XL, 1056, 1056XL	
25/715-12		32	110	90	Serie Maxxum Serie Magnum	



Weitere Details & Zubehör finden Sie im Kapitel Dreipunktkomponenten, siehe Katalog-Teil 1.

HYDRAULIKSEIL



Bestell-Nr.	Beschreibung	Schleppertyp	OEM
25/773-3	1100 mm Eine Seite mit 90° Winkel	440, 540, 640, 740, 840, 940 (Mit )	1532312C1
25/773-5	1450 mm	743XL, 745XL, 844XL, 955XL, 956, 956XL, 1055XL, 1056, 1056XL	3402103R1
25/773-2	2400 mm	JX1070U, JX1080U, JX1090U, JX1100U	5172111

Wir vertreiben keine Originalteile.
Die Nummern dienen lediglich als Beschreibung.



"THE RELIABLE SERVICE"



ANLASSER

Bestell-Nr.			Schleppertyp	OEM	
62/930-232	12V / 2,7kW	245 mm	DED-3, D320, D322, D324, D326, DGD-4, D430, D432, D436, D439, D440	711104R91	2x105 10z
62/930-140	12V / 3,0kW	235 mm	238, 248, 258, 268, 385, 395, 454, 474, 484, 485, 495, 574, 584, 585, 595, 674, 684, 685, 695, 784, 785, 795, 884, 885, 895, 995, 3210, 3220, 3230, 4210, 4220, 4230, 4240, Hydro 84, 85	537140R92, 529965R92, 189330A1, 121449A2, 230428A3	3x127 10z
62/930-13	12V / 2,8kW	243 mm			3x127 10z
62/930-7	12V / 3,0kW	258 mm	B275, 354, 374, B414, 434, 444	3046890R91, 3046890R93	3x127 10z
62/930-21	12V / 3,0kW	254 mm	323, 353, 383, 423, 433, 440, 453, 533, 540, 633, 640, 733, 740, 833, 840, 940	138207A1, 3218674R91, 3228192R91	3x127 11z
62/930-55	12V / 3,1kW	253 mm			3x127 11z
62/930-206 Mit Reduzierer	12V / 2,7kW	211 mm			3x127 11z
62/930-5	12V / 3,5kW	250 mm	475	3116683R91	3x127 10z

Wir vertreiben keine Originalteile.
 Die Nummern dienen lediglich als Beschreibung.


"THE RELIABLE SERVICE"


ANLASSER

Bestell-Nr.			Schleppertyp Treckertyp	OEM OEM	
62/930-22	12V / 3,5kW	254 mm			3x127 9z
62/930-54	12V / 3,1kW	228 mm	523, 553, 554, 624, 644, 654, 724, 743, 744, 745, 824, 844, 845, 856, 946, 955, 956, 1046, 1055, 1056, 1246, 1255, 1455 Mährescher 321, 431, 531	3218677R91, 3228193R91, 3229193R91, 121905A1, 3218675R91, 1133958R1	3x127 9z
62/930-207 Mit Reduzierer	12V / 3,1kW	186 mm			3x127 9z
62/930-201 Mit Reduzierer	12V / 4,2kW	205 mm	1896, 2090, 2094, 2096, 2290, 2294, 2390, 2394, 2590, 2594, 3294, 3394, 3594, 4490, 4494, 4690, 4694 Mährescher 1620, 1640, 1640E, 1644, 1660, 1666, 1670, 1680, 1688, 2144, 2155, 2166, 2188	91902C2, A187728, A162469, A186271	3x14 10z
62/930-167	12V / 3,6kW	323 mm	1255, 1455	82068C92	3x127 9z
62/930-92	12V / 2,7kW	228 mm	2120, 2130, PJ55, PJN55, PJV55 Motor Same 3 Zyl.	1530359C1	2x105 11z
62/930-94	12V / 3,0kW	259 mm			2x105 11z
62/930-124	12V / 3,5kW	254 mm	2140, 2150, PJ65, PJ75, PJN65, PJN75, PJV65, PJV75 Motor Same 4 Zyl.	1530289C1	2x105 11z

Wir vertreiben keine Originalteile.
Die Nummern dienen lediglich als Beschreibung.


"THE RELIABLE SERVICE"


ANLASSER

Bestell-Nr.			Schleppertyp	OEM	
62/930-140	12V / 3,0kW	235 mm	3210, 3220, 3230, 4210, 4220, 4230, 4240	537140R92, 529965R92, 189330A1, 121449A2, 230428A3	3x127 10z
62/930-13	12V / 2,8kW	243 mm			3x127 10z
62/930-175 Mit Reduzierer	12V / 3,0kW	185 mm	5120, 5220	114800A1	3x127 10z
62/930-52	12V / 3,1kW	228 mm	5130, 5140, 5150, 5230, 5240, 5250, MX100, MX110, MX120, MX135, MX150, MX170 Mährescher	114799A1, A187597, 245927C93	3x127 9z
62/930-183 Mit Reduzierer	12V / 3,0kW	220 mm	5130, 5140, 5230, 5240, 5250, MX100, MX110, MX120, MX135, MX150, MX170	259720A1, 116928A2	3x120 10z
62/930-201 Mit Reduzierer	12V / 4,2kW	205 mm	7110, 7120, 7130, 7140, 7150, 7210, 7220, 7230, 7240, 7250, 8910, 8920, 8930, 8940, 8950, 9110, 9130, 9210, 9230, 9240, 9310, 9330	91902C2, A187728, A162469, A186271	3x146 10z
62/930-202 Mit Reduzierer	12V / 4,2kW	250 mm	7210, 7220, 7230, 7240, 7250, 8910, 8920, 8930, 8940, 8950, 9310, 9330, MX180, MX200, MX210, MX220, MX230, MX240, MX255, MX270, MX285, STX275, STX325 Mährescher	193432A1, 193432A2, 87413500, 87413501, 87419387, 87420661	3x146 10z

Wir vertreiben keine Originalteile.
Die Nummern dienen lediglich als Beschreibung.



"THE RELIABLE SERVICE"



ANLASSER

Bestell-Nr.			Schleppertyp	OEM	
62/930-91	12V / 2,7kW	223 mm	AVJ55, AVJ60, VJ60	500338953	3x146 9z
62/930-77	12V / 2,5kW	223 mm			3x146 9z
62/930-88	12V / 3,0kW	262 mm	AVJ70, VJ70, VJ80	500338952, 504059251	3x146 9z
62/930-24	12V / 3,5kW	242 mm			3x146 9z
62/930-81	12V / 3,0kW		C50, C60, CX50, CX60 Motor Perkins	388186A1, 234986A1, 388186A2	3x127 10z
62/930-181 <i>Mit Reduzierer</i>	12V / 3,0kW	225 mm			3x127 10z
62/930-32	12V / 2,7kW	228 mm	C55, C64, C70 Motor MWM	130100090735	3x127 9z
62/930-208 <i>Mit Reduzierer</i>	12V / 2,7kW	210 mm			3x127 9z

Wir vertreiben keine Originalteile.
Die Nummern dienen lediglich als Beschreibung.


"THE RELIABLE SERVICE"


ANLASSER

Bestell-Nr.			Schleppertyp	OEM	
62/930-82	12V / 3,0kW	253 mm			3x127 10z
62/930-80	12V / 2,8kW	238 mm	C70, C80, C90, CX70, CX80, CX90, CX100, MX80C, MX90C, MX100C Motor Perkins	388187A1, 388187A2, 234987A1, 323319A1, 6106496M91	3x127 10z
62/930-200 Mit Reduzierer	12V / 2,7kW	204 mm			3x127 10z
62/930-223 Mit Reduzierer Iskra					
62/930-32	12V / 2,7kW	228 mm	CS68, CS75, CS78, CS86, CS94 Motor MWM (⇒ 12/98)	130100090735	3x127 9z
62/930-208 Mit Reduzierer	12V / 2,7kW	210 mm			3x127 9z
62/930-43	12V / 3,0kW	243 mm	CS68, CS75, CS78, CS86, CS94 Motor Sisu (01/99 ⇒)	132000090705, 142000090700, 132000090740	3x127 11z
62/930-209 Mit Reduzierer	12V / 2,7kW	185 mm	CS100, CS110, CS120, CS130, CS150, CVX120, CVX130, CVX150, CVX170		3x127 11z
62/930-184 Mit Reduzierer	12V / 4,2kW	220 mm	CVX1135, CVX1145, CVX1155, CVX1170, CVX1190	162000090722	3x127 11z

Wir vertreiben keine Originalteile.
 Die Nummern dienen lediglich als Beschreibung.


"THE RELIABLE SERVICE"


ANLASSER


Bestell-Nr.			Schleppertyp	OEM	
62/930-91	12V / 2,7kW	223 mm	JX55, JX60, JX65, JX70, JX1060C, JX1060V, JX1070C, JX1070N, JX1070V, JX1075C, JX1075N, JX1075V	500338953	3x146 9z
62/930-77	12V / 2,5kW	223 mm			3x146 9z
62/930-88	12V / 3,0kW	262 mm	JX70U, JX75, JX80, JX80U, JX85, JX90, JX90U, JX95, JX100U, JX1095N, JX1095V	500338952, 504059251	3x146 9z
62/930-24	12V / 3,5kW	242 mm			3x146 9z
62/930-203 Mit Reduzierer	12V / 4,2kW	222 mm	JX1070U, JX1080U, JX1090U, JX1100U	47132888, 47137534, 47137538	3x127 10z
62/930-173 Mit Reduzierer Iskra	12V / 3,0kW	230 mm	MXM120, MXM130, MXM135, MXM140, MXM150, MXM155, MXM165, MXM175, MXM180, MXM190	82021372	3x146 10z
62/930-222 Mit Reduzierer					
62/930-191 Mit Reduzierer	12V / 3,0kW	245 mm	MXU100, MXU110, MXU115, MXU125, MXU135	82032859, 4897223	3x127 10z

Wir vertreiben keine Originalteile.
Die Nummern dienen lediglich als Beschreibung.


"THE RELIABLE SERVICE"


ERSATZTEILE FÜR ANLASSER LUCAS

1

2

3

4

5

6

1	2	3	4	5	6	Anlasser	Schleppertyp
				62/940-4 SRB325 (3109131R91)		M.45G (26132)	275, 276, 354, 374, 384, 414, 434, 444
62/931-3 TIB113 (3047395R91) 6 Zähne	62/932-3 TEB132 (3062381R91)	62/933-2 TAB125 (705833R91)	62/939-5 TLB118 (3117750R91) 6 Zähne	62/940-5 TOB153 (3062380R91)	62/934-1 TCB118 (3113029R91)	M.45G (26193)	
62/931-5 TIB108 (3129384R1) 12 Zähne			62/939-8 TMB120 (3114822R91) 12 Zähne	62/940-7 TOB162 (3111040R91)		M.45G/2M113 (26288, 27520)	354, 374, 384, 414, 434, 444
62/931-8 TJB104 (3113038R91) 12 Zähne	62/932-4 TEB129 (3206527R91)	62/933-3 TAB118 (3118371R91)	62/939-13 TMB102 (3113033R91) 12 Zähne	62/940-11 TOB123 (3124479R93)		M.50G (26336)	385, 395, 454, 484, 485, 495, 574, 584, 585, 595, 674, 685, 695, 784, 785, 795, 885, 895, 985, 995, 3210, 3220, 3230, 4210, 4220, 4230, 4240
62/931-10 TJB112 (84059C1) 12 Zähne	62/932-7 TEB144 (84058C1)		62/939-16 TNB169 (84209C2) 12 Zähne	62/940-13 TOB182 (84060C1)		M.127/2,8 (27508LRS240)	

Wir vertreiben keine Originalteile.
Die Nummern dienen lediglich als Beschreibung.


"THE RELIABLE SERVICE"


ERSATZTEILE FÜR ANLASSER "BOSCH"


1	2	3	4	
Ritzel	Magnetschalter	Kohlebürstensatz	Anker	Schleppertyp
62/939-32 (2.006.209.302) 11 Zähne				353, 383, 453 (71 ⇒ 73)
	62/940-18 (0.331.401.001) 2 Schrauben			353, 383, 453 (7/71 ⇒ 3/73) 523 (6/65 ⇒ 12/71), 553, 624, 654, 724, 824, 946, 1046 (6/71 ⇒ 3/73), 1246 (4/73 ⇒ 1/74)
	62/940-27 (0.331.401.008) 3 Schrauben			523, 624 (12/67 ⇒ 12/71)
62/939-28 (2.006.209.301) 9 Zähne		62/933-8 20x26x9 (2.007.014.052) (⇒ 12/77)		553, 654, 724, 824, 946 (⇒ 3/73), 1246 (4/73 ⇒ 1/74)
62/939-29 (2.006.209.436) 9 Zähne		62/933-18 25x25x10 (2.007.014.056) (1/78 ⇒)	Gemäss Montage	353 (12/67 ⇒ 6/71), 553 (4/73 ⇒ 1/74), 554 (2/74 ⇒ 2/75), 644, 744 (1/74 ⇒ 12/77), 654, 724, 824, 834 (4/73 ⇒ 12/74), 844 (1/74 ⇒ 12/77), 946, 1046 (4/73 ⇒ 9/77), 1246 (2/74 ⇒ 12/77)
62/939-35 (2.006.209.438) 11 Zähne		62/933-17 16x18x9 (2.007.014.057)	62/931-12 (2.004.004.112)	353, 383 (4/73 ⇒ 2/75), 433, 533 (6/73 ⇒ 12/77), 453
	62/940-19 (0.331.402.004) 3 Schrauben	433, 533, 644, 744, 745XL, 844, 845XL, 856XL	62/931-17 (2.004.004.044)	353, 383, 453 (4/73 ⇒ 8/75), 433, 533 (6/73 ⇒ 12/77), 553 (4/72 ⇒ 1/74), 554 (2/74 ⇒ 2/75), 644, 744 (1/74 ⇒ 12/77), 654, 724, 824 (4/73 ⇒ 12/74), 834 (6/73 ⇒ 2/74), 844, 946, 1046
	62/940-28 (0.331.402.003) 3 Schrauben			644, 744 (1/78 ⇒), 844 (1/78 ⇒ 4/80) 745XL, 845XL
62/939-30 (2.006.209.492) 9 Zähne				644, 744, 844 (1/78 ⇒), 1246 (5/78 ⇒)
	62/940-29 (0.331.402.002) 3 Schrauben			844 (5/80 ⇒), 1246 (5/78 ⇒)


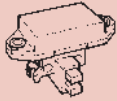
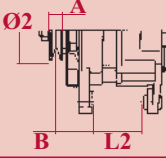
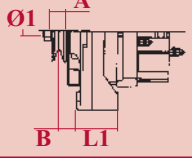
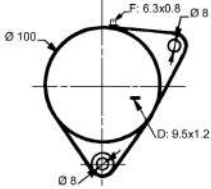

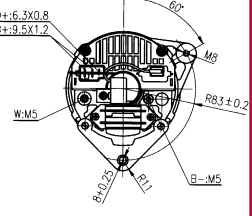

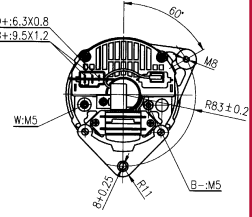

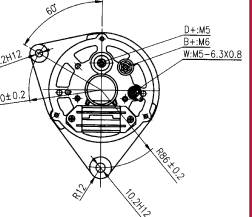

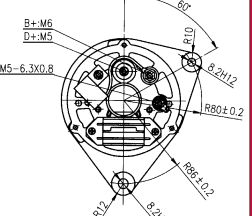

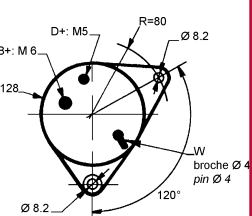

Wir vertreiben keine Originalteile.
Die Nummern dienen lediglich als Beschreibung.



"THE RELIABLE SERVICE"



DREHSTROMLICHTMASCHINEN

Bestell-Nr.				Schleppertyp									
62/910-1 (3049871R91)	12 V / 11 A	62/919-1		276, 354, B414, 434, 444	 <table border="1"><thead><tr><th>Ø1</th><th>L2</th></tr></thead><tbody><tr><td>15</td><td>144</td></tr></tbody></table>	Ø1	L2	15	144				
Ø1	L2												
15	144												
62/920-4 (3125132R92, 245531C91, 92293C1, 92281C1)	14 V / 55 A	62/919-17		374, 384, 385, 395, 495, 584, 585, 595, 674, 684, 685, 695, 784, 785, 884, 885, 895, 995	 <table border="1"><thead><tr><th>Ø2</th><th>A</th><th>B</th><th>L2</th></tr></thead><tbody><tr><td>68</td><td>10</td><td>37</td><td>86</td></tr></tbody></table>	Ø2	A	B	L2	68	10	37	86
Ø2	A	B	L2										
68	10	37	86										
62/920-10 (3129851R91)	14 V / 65 A	62/919-17			 <table border="1"><thead><tr><th>Ø2</th><th>A</th><th>B</th><th>L2</th></tr></thead><tbody><tr><td>85</td><td>13</td><td>37</td><td>90</td></tr></tbody></table>	Ø2	A	B	L2	85	13	37	90
Ø2	A	B	L2										
85	13	37	90										
62/920-38 (3218577R91, 3144907R91)	14 V / 33 A	62/919-13		433, 440, 533, 540, 633, 640, 733, 740, 833, 840, 940	 <table border="1"><thead><tr><th>Ø1</th><th>L1</th></tr></thead><tbody><tr><td>17</td><td>56</td></tr></tbody></table>	Ø1	L1	17	56				
Ø1	L1												
17	56												
62/920-23 (3138942R91, 3218239R91)	14 V / 33 A	62/919-13			 <table border="1"><thead><tr><th>Ø2</th><th>A</th><th>B</th><th>L1</th></tr></thead><tbody><tr><td>68</td><td>10</td><td>21</td><td>56</td></tr></tbody></table>	Ø2	A	B	L1	68	10	21	56
Ø2	A	B	L1										
68	10	21	56										
62/920-84 (3138942R91, 3218239R91)	14 V / 45 A	62/919-20		644, 743, 744, 745, 844, 845, 856, 946, 955, 956, 1046, 1055, 1056, 1246, 1255, 1455	 <table border="1"><thead><tr><th>Ø1</th><th>L1</th></tr></thead><tbody><tr><td>17</td><td>56</td></tr></tbody></table>	Ø1	L1	17	56				
Ø1	L1												
17	56												



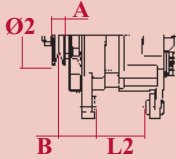
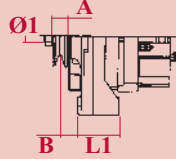
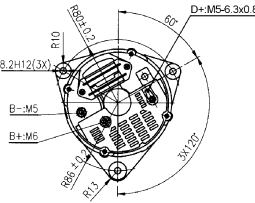


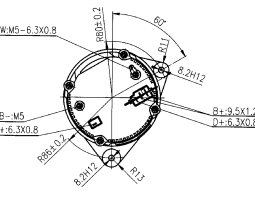


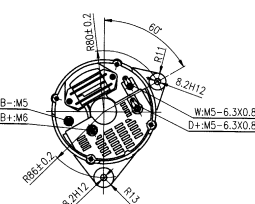


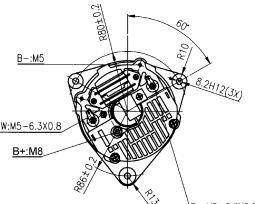

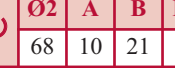
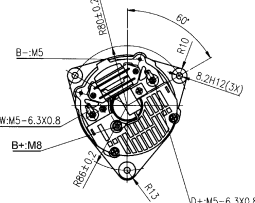


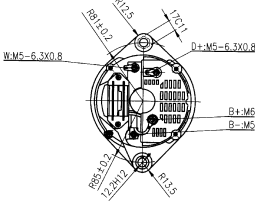


Wir vertreiben keine Originalteile.
Die Nummern dienen lediglich als Beschreibung.



"THE RELIABLE SERVICE"



DREHSTROMLICHTMASCHINEN

Bestell-Nr.				Schleppertyp	
62/920-65 (3138942R91, 3218239R91)	14 V / 55 A	62/919-21			
					
62/920-62 (3218544R91)	14 V / 55 A	62/919-21			
					
62/920-64 (3218544R91)	14 V / 65 A	62/919-21		644, 743, 744, 745, 844, 845, 856, 946, 955, 956, 1046, 1055, 1056, 1246, 1255, 1455	
					
62/920-34 (3218544R91, 1532068C1)	14 V / 65 A	62/919-21			
					
62/920-102 (1532068C1)	14 V / 80 A	62/919-3			
					
62/920-30 (1530354C1, 395250A1, 405078A1)	14 V / 65 A	62/919-21		2120, 2130, 2140, 2150, PJ55, PJ65, PJ75, PJN55, PJN65, PJN75, PJV55, PJV65, PJV75	
					

Wir vertreiben keine Originalteile.
Die Nummern dienen lediglich als Beschreibung.



"THE RELIABLE SERVICE"



DREHSTROMLICHTMASCHINEN

Bestell-Nr.				Schleppertyp											
62/920-10 (3129851R91)	14 V / 65 A	62/919-17		3210, 3220, 3230, 4210, 4220, 4230, 4240											
					<table border="1"> <tr> <th>↻</th> <th>Ø2</th> <th>A</th> <th>B</th> <th>L2</th> </tr> <tr> <td></td> <td>85</td> <td>13</td> <td>37</td> <td>90</td> </tr> </table>	↻	Ø2	A	B	L2		85	13	37	90
↻	Ø2	A	B	L2											
	85	13	37	90											
62/920-72 (A187873, 132000090065)	14 V / 65 A	62/919-3		5120, 5130, 5140, 5150, 5220, 5230, 5240, 5250,											
					<table border="1"> <tr> <th>↻</th> <th>Ø1</th> <th></th> <th></th> <th>L1</th> </tr> <tr> <td></td> <td>17</td> <td></td> <td></td> <td>51</td> </tr> </table>	↻	Ø1			L1		17			51
↻	Ø1			L1											
	17			51											
62/920-111 (A187623)	14 V / 95 A	62/919-3		MX80C, MX90C, MX100C, MX100, MX110, MX120, MX135											
					<table border="1"> <tr> <th>↻</th> <th>Ø1</th> <th></th> <th></th> <th>L1</th> </tr> <tr> <td></td> <td>17</td> <td></td> <td></td> <td>51</td> </tr> </table>	↻	Ø1			L1		17			51
↻	Ø1			L1											
	17			51											
62/920-166 (91448C1, 91448C2, 20-2360T91)	14 V / 150 A			7110, 7120, 7130, 7140, 7210, 7220, 7230, 7240, 7250, 8910, 8920, 8930, 8940, 8950, 9110, 9130, 9150, 9170, 9180,											
				MX180, MX200, MX210, MX220, MX230, MX240, MX255, MX270, MX285,	<table border="1"> <tr> <th>↻</th> <th>Ø1</th> <th></th> <th></th> <th>L2</th> </tr> <tr> <td></td> <td>22</td> <td></td> <td></td> <td>103</td> </tr> </table>	↻	Ø1			L2		22			103
↻	Ø1			L2											
	22			103											
62/920-167 (125849A1, 87452821, 89833744)	14 V / 150 A Staubgeschützt			STX275, STX325, STX375, STX425, STX440, STX450, STX500 Mährescher CT5050, CT5060, CT5070, CT5080											
					<table border="1"> <tr> <th>↻</th> <th>Ø1</th> <th></th> <th></th> <th>L2</th> </tr> <tr> <td></td> <td>22</td> <td></td> <td></td> <td>103</td> </tr> </table>	↻	Ø1			L2		22			103
↻	Ø1			L2											
	22			103											

Wir vertreiben keine Originalteile.
Die Nummern dienen lediglich als Beschreibung.



"THE RELIABLE SERVICE"



DREHSTROMLICHTMASCHINEN

Bestell-Nr.				Schleppertyp									
62/920-68 (4808498)	14 V / 55 A	62/919-17		AVJ55, AVJ60, AVJ70, JX55, JX60, JX65, JX70, JX70U, JX75, JX80, JX80U, JX85, JX90, JX90U, JX95, JX100U,	 <table border="1"> <thead> <tr> <th>Ø2</th> <th>A</th> <th>B</th> <th>L2</th> </tr> </thead> <tbody> <tr> <td>86</td> <td>10</td> <td>49</td> <td>65</td> </tr> </tbody> </table>	Ø2	A	B	L2	86	10	49	65
Ø2	A	B	L2										
86	10	49	65										
62/920-25 (500322764, 500343744) Doppelte Riemenscheibe	14 V / 65 A	62/919-17		JX1060C, JX1060V, JX1070C, JX1070N, JX1070V, JX1075C, JX1075N, JX1075V	 <table border="1"> <thead> <tr> <th>Ø2</th> <th>A</th> <th>B</th> <th>L2</th> </tr> </thead> <tbody> <tr> <td>90</td> <td>10</td> <td>58</td> <td>70</td> </tr> </tbody> </table>	Ø2	A	B	L2	90	10	58	70
Ø2	A	B	L2										
90	10	58	70										
62/920-121 (231295A1)	14 V / 65 A	62/919-3		C50, C50, CX50, CX60 Motor Perkins 3 Zyl.	 <table border="1"> <thead> <tr> <th>Ø2</th> <th>A</th> <th>B</th> <th>L2</th> </tr> </thead> <tbody> <tr> <td>75</td> <td>13</td> <td>36</td> <td>82</td> </tr> </tbody> </table>	Ø2	A	B	L2	75	13	36	82
Ø2	A	B	L2										
75	13	36	82										
62/920-101	14 V / 70 A	62/919-3			 <table border="1"> <thead> <tr> <th>Ø2</th> <th>A</th> <th>B</th> <th>L2</th> </tr> </thead> <tbody> <tr> <td>17</td> <td></td> <td></td> <td>82</td> </tr> </tbody> </table>	Ø2	A	B	L2	17			82
Ø2	A	B	L2										
17			82										
62/920-34 (131000090739, 130100090744)	14 V / 65 A	62/919-3		C55, C64, C70, CS68, CS75, CS78, CS86, CS94 Motor MWM (⇒ 12/98)	 <table border="1"> <thead> <tr> <th>Ø2</th> <th>A</th> <th>B</th> <th>L1</th> </tr> </thead> <tbody> <tr> <td>68</td> <td>10</td> <td>21</td> <td>56</td> </tr> </tbody> </table>	Ø2	A	B	L1	68	10	21	56
Ø2	A	B	L1										
68	10	21	56										
62/920-102 (130100090005)	14 V / 80 A	62/919-3			 <table border="1"> <thead> <tr> <th>Ø2</th> <th>A</th> <th>B</th> <th>L1</th> </tr> </thead> <tbody> <tr> <td>70</td> <td>10</td> <td>21</td> <td>56</td> </tr> </tbody> </table>	Ø2	A	B	L1	70	10	21	56
Ø2	A	B	L1										
70	10	21	56										

Wir vertreiben keine Originalteile.
Die Nummern dienen lediglich als Beschreibung.



"THE RELIABLE SERVICE"




DREHSTROMLICHTMASCHINEN

Bestell-Nr.				Schleppertyp								
62/920-122 (188590A1, 229301A1, 388188A1) Doppelte Riemenscheibe	14 V / 65 A	62/919-3		C70, C80, C90, CX70, Cx80, CX90, CX100 Motor Perkins 4 Zyl.								
					<table border="1"> <thead> <tr> <th>Ø2</th> <th>A</th> <th>B</th> <th>L2</th> </tr> </thead> <tbody> <tr> <td>75</td> <td>10</td> <td>35</td> <td>82</td> </tr> </tbody> </table>	Ø2	A	B	L2	75	10	35
Ø2	A	B	L2									
75	10	35	82									
62/920-101	14 V / 70 A	62/919-3		CS68, CS75, CS78, CS86, CS94 Motor Sisu (01/99 ⇔)								
62/920-173 (142000090295)	14 V / 95 A				<table border="1"> <thead> <tr> <th>Ø1</th> <th colspan="2"></th> <th>L2</th> </tr> </thead> <tbody> <tr> <td>17</td> <td></td> <td></td> <td>82</td> </tr> </tbody> </table>	Ø1			L2	17		
Ø1			L2									
17			82									
62/920-171 (162000090120) Riemenscheibe Ø 80	14 V / 120 A			CVX120, CVX130, CVX150, CVX170, CVX1135, CVX1145, CVX1155, CVX1170, CVX1190								
62/920-172 (142000090220) Riemenscheibe Ø 70					<table border="1"> <thead> <tr> <th>Ø2</th> <th>A</th> <th>B</th> <th>L1</th> </tr> </thead> <tbody> <tr> <td></td> <td>13</td> <td>27</td> <td>51</td> </tr> </tbody> </table>	Ø2	A	B	L1		13	27
Ø2	A	B	L1									
	13	27	51									
62/920-115 (82014508, 82020011) 8-rillig	14 V / 120 A			MXM120, MXM130, MXM140, MXM155, MXM175, MXM190, MXU100, MXU110, MXU115, MXU125, MXU130, MXU135								
					<table border="1"> <thead> <tr> <th>Ø2</th> <th>B</th> <th>L2</th> </tr> </thead> <tbody> <tr> <td>67 x 8</td> <td>32</td> <td>83</td> </tr> </tbody> </table>	Ø2	B	L2	67 x 8	32	83	
Ø2	B	L2										
67 x 8	32	83										

Wir vertreiben keine Originalteile.
 Die Nummern dienen lediglich als Beschreibung.


"THE RELIABLE SERVICE"


ERSATZTEILE FÜR GLEICH- & DREHSTROMLICHTMASCHINE "LUCAS"


Bestell-Nr.	Abb.	Beschreibung	Typ
62/911-2	1	Anker	UWB102
62/915-1	2	Lager	UTB107
62/914-1	3	Buchse	UTB110
62/913-2	4	Kohlebürsten-Satz für Gleichstromlicht.	USB104
62/923-1	5	Kohlebürsten-Satz "Lucas"	ULB110
62/919-80	6	Regler "Lucas" 34A	UCB100
62/919-81	7	Regler "Lucas" 55A	UCB109



ERSATZTEILE FÜR GLEICH- & DREHSTROMLICHTMASCHINE "BOSCH"


Bestell-Nr.	Abb.	Beschreibung	Typ
62/913-5	1	Kohlebüstenatz "Bosch"	1.107.014.144
62/923-5	2	Kohlebüstenatz für Drehstromlichtmaschine	1.127.014.011
62/919-15	3	Typ "AD.1" - Elektronisch	0.190.601.006
62/919-13	4	Typ 14V - Eingebaut	0.192.052.005

Wir vertreiben keine Originalteile.
 Die Nummern dienen lediglich als Beschreibung.


"THE RELIABLE SERVICE"


KLIMAANLAGE

Bestell-Nr.	Schleppertyp	OEM	Abb.
Kompressor			
82/9202-101	585, 585XL, 595, 595XL, 685, 685XL, 695, 695XL, 785XL, 795XL, 885, 885XL, 895, 895XL, 995XL, 5120, 5130, 5140, 5150, 5220, 5230, 5240, 5250, 7110, 7120, 7130, 7140, 7150 Mähdrescher 1620, 1640, 1640E, 1644, 1660, 1670, 1680, 1688	97204C1, 1977959C1	
82/9202-102	956XL, 1056XL, 1255XL, 1455XL	3405689R2	
82/9202-105	1086, 1486, 1586, 3388 Mähdrescher 715, 1420, 1440, 1460, 1470, 1480	118250C91	
82/9202-103	3220, 3230, 4210, 4220, 4230, 4240, 5120, 5130, 5140, 5150, 5220, 5230, 5240, 5250, 7210, 7220, 7230, 7240, 7250, 8910, 8920, 8930, 8940, 8950, 9210, 9230, 9240, 9250, 9260, 9270, 9280, 9310, 9330, 9350, 9370, 9380, 9390, C70, C80, C90, CS68, CS75, CS78, CS86, CS94, CS100, CS110, CS120, CS130, CS150, CVX120, CVX130, CVX150, CVX0170, CVX1135, CVX1145, CVX1155, CVX1170, CVX1190, CX50, CX60, CX70, CX80, CX90, CX100, MX80C, MX90C, MX100C, MX100, MX110, MX120, MX135, MX150, MX170, MX180, MX180, MX200, MX220, MX240, MX270, STX275, STX325 Mähdrescher 2144, 2166, 2188, 2344, 2365, 2366, 2377, 2388	1999755C2, 1999755C3, 86993462	
82/9202-174	Mähdrescher CF60, CF70, CF80	03129547	
82/9202-104	Mähdrescher 525, 527, CT5050, CT5060, CT5070, CT5080	060506146, 84039022	
Kondensator			
82/9202-200	956XL, 1056XL, 1255XL, 1455XL	3402595R1, 3402590R91	


Wir vertreiben keine Originalteile.
Die Nummern dienen lediglich als Beschreibung.



"THE RELIABLE SERVICE"



KLIMAAANLAGE

Bestell-Nr.	Schleppertyp	OEM OEM	Abb. Afb.
Filtertrockner			
82/9202-400	585, 585XL, 595, 595XL, 685, 685XL, 695, 695XL, 785XL, 795XL, 885, 885XL, 886, 895, 895XL, 986, 995XL Mähdrescher 1420, 1440, 1460, 1470, 1480	118304C1, 118304C2	
82/9202-404	886, 986, 1486, 1586 Mähdrescher 1440, 1460, 1470, 1480	111218C2	
82/9202-402	886, 986, 1086, 1486, 3220, 3230, 4210, 4220, 4230, 4240, 5120, 5130, 5140, 5150, 5220, 5230, 5240, 5250, 7110, 7120, 7130, 7140, 71507210, 7220, 7230, 7240, 7250, 8910, 8920, 8930, 8940, 8950, 9210, 9230, 9250, 9260, 9270, 9280, 9310, 9330, 9350, 9370, 9380, 9390, C70, C80, C90, CX50, CX60, CX70, CX80, CX90, CX100, MX80C, MX90C, MX100C, MX100, MX110, MX120, MX135, MX150, MX170, MX180, MX200, MX210, MX220, MX230, MX240, MX255, MX270, MX285 Mähdrescher 1420, 1620, 1620E, 1640, 1644, 1660, 1660E, 1666, 1670, 1680, 1680E, 1688, 2144, 2166, 2188, 2344, 2365, 2366, 2377, 2388	1990758C2, 143469C2	
82/9202-401	956XL, 1056XL, 1255XL, 1455XL	1283028C1	
82/9202-406	CS100, CS110, CS120, CS130, CS150, CVX120, CVX130, CVX150, CVX170, CVX1135, CVX1145, CVX1155, CVX1170, CVX1190	1-34-684-076	
82/9202-459	MXM120, MXM130, MXM140, MXM155, MXM175, MXM190, MXU100, MXU110, MXU115, MXU125, MXU130, MXU135	82023593	
82/9202-403	Mähdrescher 525, 527	060506138	
82/9202-405	Häcksler 6900, 7400, 7800, 8790	05811007	




Wir vertreiben keine Originalteile.
Die Nummern dienen lediglich als Beschreibung.



"THE RELIABLE SERVICE"



KLIMAANLAGE

Bestell-Nr.	Schleppertyp	OEM	Abb.
Thermostate			
82/9202-600	495XL, 585, 585XL, 595, 595XL, 685, 685XL, 695, 695XL, 785XL, 795XL, 885, 885XL, 886, 895, 895XL, 956XL, 986, 995XL, 1056XL, 1086, 1255, 1255XL, 1455, 1455XL, 3088, 3220, 3230, 3288, 4210, 4220, 4230, 4240, 5120, 5130, 5140, 5150, 5220, 5230, 5240, 5250, 7110, 7120, 7130, 7140, 7150, 7210, 7220, 7230, 7240, 7250, 8910, 8920, 8930, 8940, 8950, 9170, 9180, 9210, 9230, 9240, 9250, 9260, 9270, 9280, 9310, 9330, 9350, 9370, 9380, 9390, CX50, CX60, CX70, CX80, CX90, CX100, MX80C, MX90C, MX100C, MX100, MX110, MX120, MX135, MX150, MX170 Mähdrescher 1420, 1440, 1460, 1470, 1480, 1620, 1620E, 1640, 1640E, 1644, 1660, 1660E, 1666, 1670, 1680, 1680E, 1688	92101C1, 109268C2	
Expansionsventil			
82/9202-500	585, 585XL, 595, 595XL, 685, 685XL, 695, 695XL, 785XL, 795XL, 885, 885XL, 895, 895XL, 956XL, 995XL, 1056XL, 1255, 1255XL, 1455, 1455XL Mähdrescher 1420, 1440, 1460, 1470, 1480	1280333C2, 118305C3	
82/9202-502	766, 886, 966, 986, 1066, 1086, 1466, 1566 Mähdrescher 1440, 1460, 1470, 1480	66398C1, 539064R1	
82/9202-501	3220, 3230, 4210, 4220, 4230, 42405120, 5130, 5140, 5220, 5230, 5240, 5250, 7110, 7120, 7130, 7140, 7150, 7210, 7220, 7230, 7240, 7250, 8910, 8920, 8930, 8940, 8950, 9210, 9230, 9240, 9250, 9260, 9270, 9280, 9310, 9330, 9350, 9370, 9380, 9390, CX50, CX60, CX70, CX80, CX90, CX100, MX80C, MX90C, MX100C, MX100, MX110, MX120, MX135, MX150, MX170, MX180, MX200, MX220, MX240, MX270, STX275, STX325, STX375 Mähdrescher 1620, 1620E, 1640, 1640E, 1644, 1660, 1660E, 1666, 1670, 1680, 1688, 2144, 2166, 2188, 2344, 2365, 2366, 2388	1990756C1, 1990756C2, 98370C3	



SCHUTZBLECH



Bestell-Nr.	Abb.	Beschreibung	Schleppertyp	OEM
25/844-36 LH	1	Links	Farmall / Mc Cormick B-450	
25/844-36 RH		Rechts		
25/844-38 LH	2	Link	Mc Cormick DED3, DGD4, D320, D326, D430, D439	
25/844-38 RH		Rechts		
25/844-40 LH	3	Links	Mc Cormick 323, 353, 423, 453	
25/844-40 RH		Rechts		
25/844-41 LH		Links		Mc Cormick 523, 624, 724, 824
25/844-41 RH	Rechts			
25/844-43 LH	4	Links	743XL, 745XL, 844XL, 845XL, 856XL, 3210, 3220, 3230, 4210, 4220, 4230, 4240	3234659R1
25/844-43 RH		Rechts		3405809R1
25/844-44 LH	5	Links	955XL, 956XL, 1055XL, 1056XL, 1255XL, 1455XL	3234651R1
25/844-44 RH		Rechts		3405810R1
25/844-45 LH	6	Link	5120, 5130, 5140, 5150	1958612C2
25/844-45 RH		Rechts		1958611C4

EMBLEM

Bestell-Nr.	Schleppertyp	OEM	Abb.
25/863-15	Alte Serie		
25/863-16	248, 258, 385, 433, 485, 485XL, 533, 585, 585XL, 633, 685, 685XL, 733, 743, 743XL, 745S, 745XL, 785, 785XL, 833, 844S, 844XL, 845, 845XL, 856XL, 885, 885XL, 956, 956XL, 1056, 1056XL, 1255, 1255XL, 1455, 1455XL, 9110, 9130, 9210, 9230	1333266C1, 1536056C1, A181523, A181437	

Wir vertreiben keine Originalteile.
Die Nummern dienen lediglich als Beschreibung.


"THE RELIABLE SERVICE"


FRONTVERKLEIDUNG


Bestell-Nr.	Abb.	Beschreibung	Schleppertyp	OEM
25/841-16	1	Frontverkleidung Kunststoff	323, 353, 383, 423, 453	786862R2
25/841-22	2	Frontverkleidung Kunststoff		85643C2
25/841-23	3	Oben Frontverkleidung	433, 433E, 433V, 533, 533E, 533V, 633, 633E, 633V, 733, 733E, 833, 833E	85644C1, 85644C2
25/841-24	4	Unten Frontverkleidung		85645C1, 85645C2
25/841-17	5	Metallfrontverkleidung	523, 624, 724, 824	3057444R2
25/841-18	6	Oben Frontverkleidung Kunststoff	644, 743, 743XL, 744, 745S, 745XL, 844, 844S, 844XL, 856XL, 946, 955, 955XL, 956, 956XL, 1046, 1055, 1055XL, 1056, 1056XL, 1246 (International)	3402639R91, 3141013R91
25/841-18 E		Oben Frontverkleidung Kunststoff P.V		3141785R91, 3141785R92
25/841-19	7	Unten Frontverkleidung Kunststoff		85639C1
25/841-20	8	Oben Frontverkleidung Kunststoff	743, 743XL, 745S, 745XL, 844S, 844XL, 845, 845XL, 856XL, 956, 956XL, 1056, 1056XL (Case IH)	85640C2
25/841-21	9	Unten Frontverkleidung Kunststoff		3121668R1
25/841-30	10	Frontverkleidung	268, 278, 684, 685, 784, 785, 884, 885	120397C1, 111662C2
25/863-18	11	Markenschild	nach Anwendung	

Wir vertreiben keine Originalteile.
 Die Nummern dienen lediglich als Beschreibung.



"THE RELIABLE SERVICE"



AUFKLEBERSÄTZE

Bestell-Nr.	Beschreibung	Schleppertyp
25/860-323		323
25/860-353		353
25/860-383		383
25/860-423		423
25/860-453		453
25/860-523		523
25/860-624		624
25/860-724		724
25/860-824		824
25/860-230 *	International 433 L. & R.	433
25/860-231 *	International 533 L. & R.	533
25/860-232 *	International 633 L. & R.	633
25/860-233 *	International 733 L. & R.	733
25/860-234 *	International 833 L. & R.	833
25/860-235 *	International 844XL L. & R.	844XL
25/860-236 *	Case International 433 L. & R. + 433 x 2	433
25/860-237 *	Case International 533 L. & R. + 533 x 2	533
25/860-238 *	Case International 633 L. & R. + 633 x 2	633
25/860-239 *	Case International 733 L. & R. + 733 x 2	733
25/860-240 *	Case International 833 L. & R. + 833 x 2	833
25/860-300 *	International 644 L. & R. + 644 x 2	644
25/860-301 *	International 744 L. & R. + 744 x 2	744
25/860-302 *	International 844 L. & R. + 844 x 2	844
25/860-303 *	International 844S L. & R. + 844 x 2	844S
25/860-304 *	International 844SB L. & R. + 844 x 2	844SB
25/860-305 *	Case International L. & R. + 844S x 2	844S
25/860-306 *	Case International L. & R. + 743XL G & D	743XL
25/860-307 *	Case International L. & R. + 745XL G & D	745XL
25/860-308 *	Case International L. & R. + 844XL G & D	844XL
25/860-309 *	Case International L. & R. + 845XL G & D	845XL
25/860-310 *	International 955 L. & R.	955
25/860-311 *	International 955XL L. & R. + Türscheibe L. & R.	955XL
25/860-312 *	International 1055 L. & R.	1055
25/860-314 *	International 1055XL L. & R. + Türscheibe L. & R.	1055XL
25/860-315 *	International L. & R. + 1255 x 2	1255
25/860-316 *	International L. & R. + 1255XL L. & R.	1255XL
25/860-317 *	International L. & R. + 1255 x 2	1455
25/860-318 *	International L. & R. + 1455XL L. & R.	1455XL
25/860-319 *	Case International L. & R. + 1255 x 2	1255
25/860-320 *	Case International L. & R. + 1255XL L. & R.	1255XL
25/860-321 *	Case International L. & R. + 1255 x 2	1455
25/860-322 *	Case International L. & R. + 1455XL L. & R..	1455XL
25/860-324 *	Case International 5120 L. & R. (⇒ JJF1029999)	5120
25/860-325 *	Case International 5130 L. & R. (⇒ JJF1029999)	5130
25/860-326 *	Case International 5140 L. & R. (⇒ JJF1029999)	5140
25/860-327 *	Case International 5150 L. & R. (⇒ JJF1029999)	5150
25/860-328 *	Case International 5120 L. & R. (JJF1030000 ⇒)	5120
25/860-329 *	Case International 5130 L. & R. (JJF1030000 ⇒)	5130
25/860-330 *	Case International 5140 L. & R. (JJF1030000 ⇒)	5140
25/860-331 *	Case International 5150 L. & R. (JJF1030000 ⇒)	5150

* Li & Re auch einzeln verfügbar

Wir vertreiben keine Originalteile.
 Die Nummern dienen lediglich als Beschreibung.

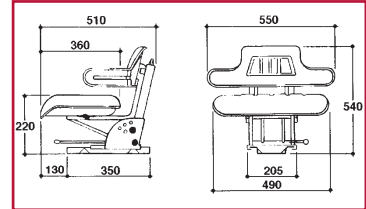


"THE RELIABLE SERVICE"

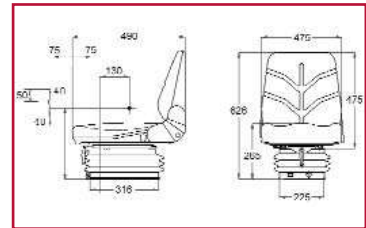


SITZE
61/830-845


- Schwarzer Kunststoffbezug
- Gewichtsverstellung
- Längsverstellung
- Konsole 12-20° verstellbar (5 Positionen)

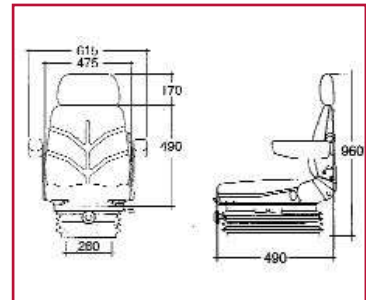

61/830-891


- Schwarzer Kunststoffbezug
- Gewichtsverstellung (bis 130 Kg) / Federweg 80 mm
- Längsverstellung (150 mm)
- Höhenverstellung (60 mm)
- Rückenlehnenverstellung 25° / klappbar
- Gerade Konsole
- Befestigungspunkte für Sicherheitsgurt


61/830-981


360°

- Regelbare Arm- & Rückenlehne
- Gewichtsverstellung (bis 130 Kgs)
- Regelbare Lendenwirbelstütze
- Längsverstellung (150 mm)
- Rückenlehnenverstellung 25° / klappbar
- Gerade Konsole
- Drehadapter 20°/45°/180°
- Befestigungspunkte für Sicherheitsgurt



Für weitere Sitze beachten Sie auch unseren Katalog Teil 1

 Wir vertreiben keine Originalteile.
 Die Nummern dienen lediglich als Beschreibung.

"THE RELIABLE SERVICE"


GASFEDERN


Frontscheibe	Tür	Dach	Heckscheibe	Motorhauben	Schleppertyp
	25/870-13 (3118430R1, 3123040R1)	25/871-10 (K965650, 3123835R1)	25/870-13 (3118430R1, 3123040R1) L : 285 mm		238, 248, 258, 268, 278, 288, 385, 395, 484, 485, 495, 584, 684, 784, 785, 795, 884
			25/870-14 (3125425R1) L : 422 mm		374, 475, 574, 886, 2400
25/872-11 (1284622C1, 1284622C2)	25/872-22 (1332420C1) L : 500 mm 25/872-11 (1284622C1, 1284622C2) L : 240 mm		25/870-9 (1284636C1)		433, 533, 633, 733, 833
25/874-22 (1332511C1) L : 275 mm 25/874-23 (126266A1, 224729A1, 1328453C1)	25/872-11 (1284622C1, 1284622C2)		25/870-107 (1332551C1) L : 400 mm 25/874-23 (126266A1, 224729A1, 1328453C1)		440, 540, 640, 740, 840, 940
		25/871-10 (K965650, 3123835R1)	25/870-13 (3118430R1, 3123040R1)		454, 2400
					485XL, 585XL
	25/872-14 (3232937R1)	25/871-11 (3399422R3)	25/870-15 (3234163R1)		495XL, 685XL, 785XL, 885XL, 895XL, 955XL, 956, 956XL, 995, 995XL, 1055XL, 1056, 1056XL, 1255XL, 1455XL
	25/870-13 (3118430R1, 3123040R1) L : 285 mm 25/872-14 (3232937R1) L : 278 mm	25/871-10 (K965650, 3123835R1) L : 255 mm 25/871-11 (3399422R3) L : 224 mm	25/870-13 (3118430R1, 3123040R1) L : 285 mm 25/870-15 (3234163R1) L : 550 mm		585, 595, 685, 695, 885, 895
	25/872-14 (3232937R1)	25/871-11 (3399422R3)	25/874-23 (126266A1, 224729A1, 1328453C1) L : 500 mm 25/870-15 (3234163R1) L : 550 mm		595XL, 695XL, 795XL, 856XL
		25/871-8 (3221572R1)	25/870-10 (3221531R1)		644, 744, 844, 955, 1055
25/872-12 (3232760R1, 3232760R2)		25/871-8 (3221572R1) L : 250 mm 25/871-9 (3399042R1) L : 240 mm	25/870-10 (3221531R1) L : 500 mm 25/870-11 (3225465R1, 3225465R2) L : 500 mm		743, 844S

Wir vertreiben keine Originalteile.
Die Nummern dienen lediglich als Beschreibung.



"THE RELIABLE SERVICE"



GASFEDERN

Frontscheibe	Tür	Dach	Heckscheibe	Motorhauben	Schleppertyp
25/874-23 (126266A1, 224729A1, 1328453C1)	25/872-14 (3232937R1)	25/871-11 (3399422R3)	25/874-23 (126266A1, 224729A1, 1328453C1) 25/870-15 (3234163R1) L : 550 mm		743XL, 745XL, 844XL, 845XL
		25/871-8 (3221572R1) L : 250 mm 25/871-9 (3399042R1) L : 240 mm	25/870-10 (3221531R1) L : 500 mm 25/870-11 (3225465R1, 3225465R2) L : 500 mm		745S
		25/871-9 (3399042R1)	25/870-11 (3225465R1, 3225465R2)		845
		25/871-8 (3221572R1)	25/870-10 (3221531R1)		946, 1046, 1246
			25/870-36 (3148826R2) L : 500 mm		Serie "XL" serie
	25/872-73 (1984559C1)	25/872-73 (1984559C1)	25/872-73 (1984559C1)		2120, 2130, 2140, 2150
25/874-24 (222114A1) L : 700 mm	25/872-22 (1332420C1)		25/870-35 (144947A2)		3210
25/874-25 (234976A1) L : 482 mm	25/872-14 (3232937R1) L : 278 mm 25/872-22 (1332420C1) L : 500 mm	25/871-11 (3399422R3)	25/870-15 (3234163R1) L : 550 mm 25/870-35 (144947A2) L : 450 mm		3220, 3230, 4210, 4220, 4230, 4240
25/874-23 (126266A1, 224729A1, 1328453C1)	25/872-44 (1977416C1)	25/871-11 (3399422R3)	25/870-31 (1971235C2)	25/876-1 (1531489C1) L : 500 mm 25/876-3 (108157A1) L : 227 mm 25/876-2 (1531490C1) L : 400 mm 25/876-3 (108157A1) L : 227 mm	5120 5130, 5140 5150, 5230, 5240, 5250
				25/876-1 (1531489C1) L : 500 mm 25/876-3 (108157A1) L : 227 mm	5220

Wir vertreiben keine Originalteile.
Die Nummern dienen lediglich als Beschreibung.



"THE RELIABLE SERVICE"



GASFEDERN

Frontscheibe	Tür	Dach	Heckscheibe	Motorhauben	Schleppertyp
	25/872-21 (1280263C1)		25/870-32 (1343825C1)		7110, 7120, 7130, 7140, 7150, 7210, 7220, 7230, 7240, 7250, 8910, 8920, 8930, 8940, 8950
					9110, 9130, 9150, 9170, 9180, 9210, 9230, 9240, 9250, 9260, 9270, 2980, 9310, 9330, 9350, 9370, 9380, 9390
25/874-27 (1-99-976-064)	25/872-64 (1-34-701-577)	25/871-48 (1-34-519-375)	25/870-108 (1-99-976-071, 1-34-671-103, 1-34-703-139) L : 500 mm	25/876-24 (1-99-976-015)	C42, C48, C55, C64, C70
25/870-34 (1-99-976-066)			25/870-34 (1-99-976-066) L : 485 mm		CS48, CS52, CS58, CS63 CS75 (01/99 ⇒)
					CS68 CS75 (⇒ 12/98)
25/874-28 (1-99-976-065)	25/870-60 (1-34-621-099, 1-34-621-098, 1-99-976-061)	25/871-43 (1-99-976-036)	25/870-34 (1-99-976-066)	25/876-24 (1-99-976-015) L : 205 mm 25/876-25 (1-99-976-069) L : 585 mm	CS78, CS86, CS94, CS100, CS110, CS120, CS130, CS150, CVX120, CVX130, CVX150, CVX170, CVX1135, CVX1145, CVX1155, CVX1170, CVX1190
25/870-33 (189447A2)	25/872-44 (1977416C1)	25/871-11 (3399422R3)	25/870-33 (189447A2)		CX50, CX60, CX70, CX80, CX90, CX100
	25/872-74 (5089549)		25/870-109 (5089567)		JX55, JX60, JX65, JX70, JX75, JX80, JX85, JX90, JX95
25/874-29 (82001505)	25/872-42 (5183854, 81867743)	25/871-49 (82002925)	25/870-110 (47123877) L : 515 mm 25/870-111 (47126775) L : 570 mm		JX70U, JX80U, JX90U, JX100U, JX1070U, JX1080U, JX1090U, JX1100U
25/874-30 (44910537)	25/872-75 (5191712)		25/870-112 (5192009)		JX1060C, JX1070C, JX1075C, JX1085C, JX1095C
	25/872-76 (44910474)		25/870-113 (44911878)		JX1060V, JX1070N, JX1070V, JX1075N, JX1075V, JX1095N, JX1095V
25/870-33 (189447A2)	25/872-44 (1977416C1)	25/871-11 (3399422R3)	25/870-33 (189447A2)		MX80C, MX90C, MX100C, MX100, MX110, MX120, MX135, MX150, MX170
	25/872-21 (1280263C1)		25/870-114 (252550A2)		MX180, MX200, MX210, MX220, MX230, MX240, MX255, MX270, MX285
25/874-31 (82022475)	25/872-77 (82036216, 82032040)		25/870-115 (82022486)		MXU100, MXU110, MXU115, MXU125, MXU130, MXU135
25/874-29 (82001505)	25/872-78 (82027922)		25/870-57 (82019393)		MXM120, MXM130, MXM140, MXM155, MXM175, MXM190
	25/872-42 (5183854, 81867743)	25/871-49 (82002925)		MXM135, MXM150, MXM165, MXM180	
25/874-32 (450151A1)	25/872-79 (450227A1)		25/874-32 (450151A1)		PJN55, PJN65, PJN75, PJV55, PJV65, PJV75


Wir vertreiben keine Originalteile.
Die Nummern dienen lediglich als Beschreibung.



"THE RELIABLE SERVICE"



MOTORVORWÄRMUNG

Bestell-Nr.	Beschreibung	Schleppertyp	Abb.
63/1750-21	Vorwärmer 220V	454, 474, 484, 574, 584, 784,	
63/1750-22		484, 485, 553, 633, 454, 474, 484, 485XL, 554, 584, 585, 644, 654, 733, 574, 585XL, 674, 684 685, 743, 744, 745, 833, 784, 785, 824, 844, 844S, 845, 885, 856, 946, 955, 956, 1055, 1056, 1246, 1255, 1455	
63/1750-23		844, 886, 955, 956, 966, 1055, 1056, 1086, 1246, 1486, 4386	
63/1750-24		CS120-150 CVX120-170	
63/1750-25		CS68-110	
63/1750-20		Magnum 7100, 7110, 7120, 7130, 7140, 7150, 7200, 7210, 7220, 7230, 7240, 7250, MX100-170, MX Magnum 180-220	
63/1750-26		MX Magnum 240-270	
63/1750-27		MXU 100 (ab 2004) MXU 110 (ab 2004)	
63/1751-2		Kabelsatz passend zu 63/1750-20 63/1750-23	
63/1751-3	Kabelsatz passend zu 63/1750-21 63/1750-22 63/1750-27		
63/1751-4	Kabelsatz passend zu 63/1750-24 63/1750-25 63/1750-26 63/1750-20		



Weitere Vorwärmungen auch für andere Fabrikate auf Anfrage !

Wir vertreiben keine Originalteile.
Die Nummern dienen lediglich als Beschreibung.




"THE RELIABLE SERVICE"




LACKE & ZUBEHÖR

Erbedol Kunstharzlack 750ml

Bestell-Nr.	Beschreibung	Abb.
64/3104-20	Case IH rot (ab 1986)	
64/3104-21	Case IH sdg schwarz (ab 1986)	
64/3104-22	Case IH silber (ab 1986)	
64/3104-66	IHC rot (ab 1975)	
64/3104-67	IHC rot neu XL (ab 1981)	
64/3104-68	IHC rot 2000	
64/3104-69	IHC weiss 935	

Erbedol Kunstharzlack 300ml

Bestell-Nr.	Beschreibung	Abb.
64/3104-131	Case IH rot (ab 1986)	
64/3104-132	Case IH sdg schwarz (ab 1986)	
64/3104-133	Case IH silber (ab 1986)	
64/3104-157	IHC rot (ab 1975)	
64/3104-158	IHC rot neu XL (ab 1981)	
64/3104-159	IHC rot 2000	
64/3104-160	IHC weiss 935	

Wir vertreiben keine Originalteile.
 Die Nummern dienen lediglich als Beschreibung.










"THE RELIABLE SERVICE"




LACKE & ZUBEHÖR

Lackier-Zubehör

Bestell-Nr.	Beschreibung	Abb.
64/3100-1	Maler Ringpinsel Gr. 2	
64/3100-2	Maler Ringpinsel Gr. 4	
64/3100-3	Maler Ringpinsel Gr. 6	
64/3100-4	Maler Ringpinsel Gr. 8	
64/3100-5	Universal Ringpinsel Gr. 2	
64/3100-6	Universal Ringpinsel Gr. 4	
64/3100-7	Universal Ringpinsel Gr. 6	
64/3100-8	Universal Ringpinsel Gr. 8	
64/3100-9	Flachpinsel 25mm	
64/3100-10	Flachpinsel 40mm	
64/3100-11	Flachpinsel 50mm	
64/3100-12	Flachpinsel 60mm	
64/3100-13	Heizkörperpinsel 1 1/2"	
64/3100-14	Heizkörperpinsel 2 1/2"	
64/3100-15	Emaille Lackpinsel	
64/3100-16	Aussbesserungspinsel	
64/3100-17	Schleifpapiersset 10 Bögen, Körnung: 80-220	
64/3100-18	Kreppband 19mm x 50m	
64/3100-19	Kreppband 30mm x 50m	



SCHEIBENWISCHERMOTOR


Bestell-Nr.	Abb.	Beschreibung	Schleppertyp	OEM
63/1980-2	1	12V- 85° Mit Schalter	Gemäss Montage	
63/1980-3	2	12V - 110° Mit Schalter		
63/1980-42	3	12V - 135° Ersetzt Bosch 0390506552 Mit Schalter	Fritzmeier	1089015R1
63/1980-45	4	12V - 115°	238, 248, 258, 267, 278, 288, 354, 384, 385, 395, 444, 454, 474, 475, 484, 495, 574, 584, 585, 595, 674, 684, 685, 695, 784, 785, 795, 884, 885, 895, 2300, 2350, 2400, 2500	1328080C91, 3113074R91, 3125203R1, 3125203R91
63/1980-5	5	12V - 110° Mit Schalter	433, 444, 533, 633, 644, 733, 744, 833, 844, 933	
63/1980-4	6	12V - 135°	433, 533, 633, 733, 743, 745S, 833, 844, 856, 933, 940, 956, 1056	
63/1980-66	7	12V - 90°	440, 540, 595XL, 640, 695XL, 740, 743XL, 745XL, 795XL, 840, 844XL, 845XL, 856XL, 940,	1989749C1, 1989749C2, 1535097C1, 1535332C1
63/1980-63	8		485XL, 495XL, 585, 595, 595XL, 685, 685XL, 695, 695XL, 743XL, 745XL, 785XL, 795XL, 844XL, 845XL, 856XL, 885, 885XL, 895, 895XL, 955, 956XL, 995XL, 1055, 1056XL, 1255XL, 1455XL, 3210, 3220, 3230, 4210, 4220, 4230, 4240	137203A1, 3401302R1, 3401302R92, 3401302R93, 3223040R91
63/1980-64	9	12V - 135°	644, 744, 743, 745S, 844, 844S, 955, 1055	3232764R1
63/1980-65	10		5120, 5130, 5140, 5150, 5220, 5230, 5240, 5250, 7110, 7120, 7130, 7140, 7150, 7210, 7220, 7230, 7240, 7250, 8910, 8920, 8930, 8940, 8950	A186256

Wir vertreiben keine Originalteile.
Die Nummern dienen lediglich als Beschreibung.


"THE RELIABLE SERVICE"


SCHEIBENWISCHERBLÄTTER



Vorne			Hinten			Schleppertyp
Bestell-Nr.	Länge	OEM	Bestell-Nr.	Länge	OEM	
70/1987-18	450/460 mm	1328077C1, 3125205R91, 3125205R1, 3125204R91				238, 248, 258, 268, 278, 288, 385, 395, 484, 485, 495, 584, 585, 595, 684, 685, 695, 784, 785, 795, 884, 885, 895
70/1987-9	400/410 mm	3113077R1				238, 248, 258, 268, 278, 354, 374, 384, 385, 444, 454, 474, 475, 484, 485, 574, 584, 585, 674, 684, 685, 784, 785, 2300, 2350, 2400, 2500
70/1987-20	500/510 mm	3234746R1, 3234746R91	70/1987-51	460 mm	3058768R92	485XL, 495XL, 585, 585XL, 595, 595XL, 685, 685XL, 695, 695XL, 743XL, 745XL, 785XL, 795XL, 844XL, 845XL, 856XL, 885, 885XL, 895, 895XL, 995, 995XL, 3210, 3220, 3230, 4210, 4220, 4230, 4240
70/1987-25 Befestigung gekröpft	660 mm	3401303R91				743XL, 745XL, 844XL, 845XL, 856XL, 955XL, 956XL, 1055XL, 1056XL, 1255XL, 1455XL
70/1987-22	550 mm	A187670, 192036A1				5120, 5130, 5140, 5150, 5220, 5230, 5240, 5250
70/1987-52	500 mm	A187909, 132024A1	70/1987-53	380 mm	A42580	7110, 7120, 7130, 7140, 7150, 7210, 7220, 7230, 7240, 7250, 8910, 8920, 8930, 8940, 8950
70/1987-46	400 mm	1-34-674-006, 1-34-674-011	70/1987-54	340 mm	1-34-174-082	C42, C48, C55, C64, C70
70/1987-55		1-34-174-011				CS48, CS52, CS58, CS63, CS68, CS75
70/1987-46	400 mm	1-34-674-006, 1-34-674-011	70/1987-55		1-34-174-011	CS78, CS86, CS94
70/1987-39	600 mm	1-34-674-003				CS68, CS75, CS78, CS86, CS94, CS100, CS110, CS120, CS130, CS150, CVX120, CVX130, CVX150, CVX170, CVX1135, CVX1145, CVX1155, CVX1170, CVX1190
70/1987-56		236194A1	70/1987-57	450 mm	108436A2	CX50, CX60, CX70, CX80, CX90, CX100
			70/1987-69	600 mm	367430A1	
70/1987-58	500/510 mm	5092905	70/1987-59		5093389	JX55, JX60, JX65, JX70, JX80, JX85, JX90, JX95
70/1987-20	500/510 mm	82003345	70/1987-20	500/510 mm	82003345	JX70U, JX80U, JX90U, JX100U, JX1070U, JX1080U, JX1090U, JX1100U
						70/1987-18
70/1987-56		236194A1	70/1987-57	450 mm	108436A2	MX80C, MX90C, MX100C, MX100, MX110, MX120, MX135, MX150, MX170
70/1987-69	600 mm	367430A1				
70/1987-56		236194A1	70/1987-56		236194A1	MX180, MX200, MX220, MX240, MX270
70/1987-20	500/510 mm	82003345	70/1987-20	500/510 mm	82003345	MXM120, MXM130, MXM140, MXM155, MXM175, MXM190
						MXM135, MXM150, MXM165, MXM180
70/1987-58	500/510 mm	82030990, 82022857	70/1987-58	500/510 mm	82030990, 82022857	MXU100, MXU110, MXU115, MXU125, MXU135, MXU100, MXU110, MXU115, MXU130 X-LINE























Wir vertreiben keine Originalteile.
Die Nummern dienen lediglich als Beschreibung.



"THE RELIABLE SERVICE"



GRIFFE & SCHLÖSSER

Bestell-Nr.	Beschreibung	Schleppertyp	OEM	Abb.	
70/4170-18	Griff Links & Rechts	Kabine "Comfort 2000"	-		
70/4170-32	Schloss Links		-		
70/4170-33	Schloss Rechts		-		
70/4170-31	Griff Links & Rechts Kabine "Super de Luxe"	238, 248, 258, 268, 278, 288, 354, 374, 384, 385, 395, 444, 454, 474, 475, 484, 485, 495, 574, 584, 585, 595, 674, 684, 685, 695, 784, 785, 795, 884, 885, 895, 2300, 2350, 2400, 2500	3113466R91		
70/4170-30	Griff Links & Rechts Kabine "L"		-		
70/4170-26	Schloss Links Kabine "Super de Luxe"		3112460R91		
70/4170-27	Schloss Rechts Kabine "Super de Luxe"		3112461R91		
70/4170-28	Schloss Links Kabine "L"		1328552C1		
70/4170-29	Schloss Rechts Kabine "L"		1328553C1		
70/4170-91	Griff Links & Rechts (2 Schrauben Modell)		440, 540, 640, 740, 840, 940	1971204C1	
70/4170-19	Schloss Links			K303805	
70/4170-20	Schloss Rechts			K303806	
70/4170-149	Griff Links Mit Schlüssel	485XL, 495XL, 585, 585XL, 595, 595XL, 685, 685XL, 695, 695XL, 743XL, 745XL, 785XL, 795XL, 844XL, 845XL, 856XL, 885, 885XL, 895, 895XL, 955XL, 956, 956XL, 995, 1055XL, 1056, 1056XL, 1255XL, 1455XL, 3210, 3220, 3230, 4210, 4220, 4230, 4240	3405050R1, 3405050R91, 3234325R1		
70/4170-150	Griff Rechts		3232990R1		
70/4170-151	Schloss Links		3234131R1		
70/4170-152	Schloss Rechts		3234132R1		
70/4170-139	Schloss Links		3223764R91, 3223764R1		
70/4170-140	Schloss Rechts	644, 743, 744, 745S, 844, 844S, 946, 955, 1046, 1055, 1246	3223765R91, 3223765R1		
70/4170-141	Schließfalle Links		3221533R1		
70/4170-142	Schließfalle Rechts		3221534R1		
70/4170-147	Griff Links	955, 1055	3230372R1		
70/4170-148	Griff Rechts		3230373R1		


















Wir vertreiben keine Originalteile.
Die Nummern dienen lediglich als Beschreibung.



"THE RELIABLE SERVICE"



GRIFFE & SCHLÖSSER

Bestell-Nr.	Beschreibung	Schleppertyp	OEM	Abb.	
70/4170-25	Griff Links & Rechts Kabine "LP"	3210, 3220, 3230, 4210, 4220, 4230, 4240	-		
70/4170-91 ⇒ JJE0926239	Griff Links & Rechts (2 Schrauben Modell) Kabine "LP"		1971204C1		
70/4170-94 JJE0926240 ⇒	Griff Links & Rechts (1 Schraub Modell) Kabine "LP"		255195A1		
70/4170-92	Schloss Links Kabine "LP"		1535126C1		
70/4170-93	Schloss Rechts Kabine "LP"		1535127C1		
70/4170-95	Verschlusshebel Heckscheibe Kabine "XL"		224736A1		
70/4170-96	Verschlusshebel Heckscheibe	4210, 4220, 4230, 4240, 5120, 5130, 5140, 5150, 5220, 5230, 5240, 5250, 7110, 7120, 7130, 7140, 7150, 7210, 7220, 7230, 7240, 7250, 8910, 8920, 8930, 8940, 8950	224730A1, 1340201C1		
70/4170-91 ⇒ JJE0926239	Griff Links & Rechts (2 Schrauben Modell)	5120, 5130, 5140, 5150, 5220, 5230, 5240, 5250	1971204C1		
70/4170-143 JJE0926240 ⇒	Griff Links & Rechts		112330A1, 251142A1		
70/4170-19	Schloss Links		K303805		
70/4170-20	Schloss Rechts		K303806		
70/4170-144	Griff Links & Rechts		CS78, CS86, CS94, CS100, CS110, CS120, CS130, CS150, CVX120, CVX130, CVX150, CVX170, CVX1135, CVX1145, CVX1155, CVX1170, CVX1190	1-34-621-042	
70/4170-145	Schloss Links		1-34-621-052		
70/4170-146	Schloss Rechts	1-34-621-053			
70/4170-143	Griff Links & Rechts	CX50, CX60, CX70, CX80, CX90, CX100,	112330A1, 251142A1		
70/4170-19	Schloss Links	MX80C, MX90C, MX100C, MX100, MX110, MX120, MX135, MX150, MX170	K303805		
70/4170-20	Schloss Rechts		K303806		

Wir vertreiben keine Originalteile.
Die Nummern dienen lediglich als Beschreibung.



"THE RELIABLE SERVICE"



SPIEGEL & ZUBEHÖR


Bestell-Nr.	Abb.	Beschreibung	Anmerkung	Schleppertyp	OEM
25/850-8	1	Spiegel & Halter		238, 248, 258, 268, 278, 374, 384, 385, 454, 484, 485, 584, 585, 685, 684, 784, 785, 884, 885, 2400	3118074R91
25/851-15	2	Spiegel	177 x 125 mm		3118077R91
25/851-16	3	Spiegel	314 x 228 mm	248, 258, 268, 278, 385, 484, 485, 584, 585, 684, 685, 784, 785, 884, 885	1535643C1, 1-34-177-178, 3125426R91, 1344063C1
25/852-2	4	Glas	310 x 178 mm		1-34-777-002, 299652A1
25/851-17	5	Spiegel	268 x 164 mm	433, 440, 533, 540, 633, 640, 644, 733, 740, 743, 744, 745S, 833, 840, 844, 844S, 845, 940, 946, 955, 956, 1046, 1055, 1056, 1246	3221522R1, 3221522R2
25/851-18	6	Spiegel		433, 440, 485XL, 495XL, 533, 540, 585, 585XL, 595, 595XL, 633, 640, 685, 685XL, 695, 695XL, 733, 743XL, 745XL, 785XL, 795XL, 833, 844XL, 845XL, 856XL, 885, 885XL, 895, 895XL, 955XL, 956XL, 995, 995XL, 1055XL, 1255XL, 1455XL	3399576R91
25/851-19	7	Spiegel	266 x 162 mm	946, 1046, 1055, 1246	3224705R2
25/851-16	3	Spiegel	314 x 228 mm	5120, 5130, 5140, 5150 (⇒1995)	1535643C1, 1-34-177-178, 3125426R91, 1344063C1
	4	Glas	310 x 178 mm		1-34-777-002, 299652A1
25/851-20	8	Spiegel	314 x 228 mm	5120, 5130, 5140, 5150, (1995⇒) 5220, 5230, 5240, 5250	1344062C1
25/851-21	9	Spiegel	265 x 200 mm	7110, 7120, 7130, 7140, 7150, 7210, 7220, 7230, 7240, 7250	135371A1, 97165C1
25/851-16	3	Spiegel	314 x 228 mm	C42, C48, C55, C64, C70, CS48, CS52, CS58, CS63, CS68, CS75, CS78, CS86, CS94, CS100, CS110, CS120, CS130, CS150, CVX120, CVX130, CVX150, CVX170, CVX1135, CVX1145, CVX1155, CVX1170, CVX1190	1535643C1, 1-34-177-178, 3125426R91, 1344063C1
25/852-2	4	Glas	310 x 178 mm		1-34-777-002, 299652A1

Wir vertreiben keine Originalteile.
Die Nummern dienen lediglich als Beschreibung.



"THE RELIABLE SERVICE"



SPIEGEL & ZUBEHÖR


Bestell-Nr.	Abb.	Beschreibung	Anmerkung	Schleppertyp	OEM
25/851-22	10	Spiegel	286x176 mm	C42, C48, C55, C64, C70, CS78, CS86, CS94, CS100, CS110, CS120, CS130, CS150, CVX120, CVX130, CVX150, CVX170	1-34-677-017
25/852-3	11	Glas			1-34-777-042
25/853-14	14	Spiegelarm Links.		CS78, CS86, CS94, CS100, CS110, CS120, CS130, CS150, CVX120, CVX130, CVX150, CVX170, CVX1135, CVX1145, CVX1155, CVX1170, CVX1190	1-34-677-082
25/853-15		Spiegelarm Rechts			1-34-677-083
25/853-11	15	Spiegelarm Links	680-965 mm	CX50, CX60, CX70, CX80, CX90, CX100, MX80C, MX90C, MX100C, MX100, MX110, MX120, MX135, MX150, MX170, MX180, MX200, MX210, MX220, MX230, MX240, MX255, MX270, MX285	297025A1, 297025A2
25/853-10		Spiegelarm Rechts			297024A1, 297024A2
25/851-13	12	Spiegel	330x240 mm		297017A1, 82014587
25/852-4	13	Glas	315x225 mm		82015243, 324437A1
25/853-13	16	Spiegelarm Links		CX50, CX60, CX70, CX80, CX90, CX100, MX150, MX170, STX275, STX325, STX375, STX425, STX440, STX450, STX500	87416691
25/853-12		Spiegelarm Rechts			87416692
25/851-14	13	Spiegel	330x240 mm		365414A1

Wir vertreiben keine Originalteile.
 Die Nummern dienen lediglich als Beschreibung.



"THE RELIABLE SERVICE"



SPIEGEL & ZUBEHÖR


18



19



20



21



22



23



24



25



26




27

Bestell-Nr.	Abb.	Beschreibung	Anmerkung	Schleppertyp	OEM
25/853-16	18	Spiegelarm Links	800-1100 mm	MXM120, MXM130, MXM140, MXM155, MXM175, MXM190	82014589
25/853-17		Spiegelarm Rechts			82029422
25/853-18	19	Arm Links.	540 mm	MXM120, MXM130, MXM135, MXM140, MXM150, MXM155, MXM165, MXM175, MXM180, MXM190	82014839
25/853-19		Arm Rechts			82014838
25/851-13	20	Spiegel	330x240 mm	MXM120, MXM130, MXM140, MXM155, MXM175, MXM190, MXU100, MXU110, MXU115, MXU125, MXU130, MXU135	297017A1, 82014587
25/852-4	21	Glas	315x225 mm		82015243, 324437A1
25/851-23	22	Spiegel	252x152 mm	MXM120, MXM130, MXM135, MXM140, MXM150, MXM155, MXM165, MXM175, MXM180, MXM190,	82014840
25/852-5	23	Glas	252x152 mm	MXU100, MXU110, MXU115, MXU125, MXU130, MXU135	82015244
25/4176-73	24	Mutter			82016257
25/850-9	25	Spiegel & Halter Links	237x180 mm	JX70U, JX80U, JX90U, JX100U	5194642
25/850-10		Spiegel & Halter Rechts			5194643
25/850-11	26	Spiegel & Halter Links	360x212 mm		5194625
25/850-12		Spiegel & Halter Rechts			5194627
25/851-24	27	Spiegel	236x180 mm	JX70U, JX80U, JX90U, JX100U, JX1070U, JX1080U, JX1090U, JX1100U, JX1085C, JX1095C, JX1060V, JX1070N, JX1070V, JX1075N, JX1075V, JX1095N, JX1095V	5126233, 5194648

Wir vertreiben keine Originalteile.
 Die Nummern dienen lediglich als Beschreibung.


"THE RELIABLE SERVICE"


KABINENDÄMPFER


Vorne	Abb.	OEM	Hinten	Abb.	OEM	Schleppertyp
25/4114-22	1	3116146R91	25/4114-17	6	1533773C1, 1502231C91, 3116147R91	238, 248, 258, 268, 278, 288, 385, 395, 454, 475, 484, 485, 495, 574, 584, 684, 784, 785, 795, 884
25/4114-17	2	1284740C2				433, 440, 533, 540, 633, 640, 733, 740, 833, 840, 940
25/4114-15	3	3399959R1	25/4114-16	7	3399961R1	485XL, 585XL, 685XL, 785XL, 885XL
25/4114-24	4	1537382C1	25/4114-17	6	1533773C1, 1502231C91, 3116147R91	495XL, 595XL, 695XL, 795XL, 995
25/4114-15	3	3399959R1				585, 685, 885
25/4114-22	1	3116146R91				595, 695, 895
25/4114-24	4	1537382C1				
25/4114-15	3	3399959R1	25/4114-16	7	3399961R1	743XL, 745XL, 844XL, 845XL, 856XL, 955XL, 956XL, 1055XL, 1056XL, 1255XL, 1455XL
25/4114-24	4	1537382C1	25/4114-17	6	1533773C1, 1502231C91, 3116147R91	895XL, 995XL 3210, 3220, 3230, 4210, 4220, 4230, 4240 (⇒ JJE0926748)
25/4114-25	5	257933A1	25/4114-26	8	257934A1	3210, 3220, 3230, 4210, 4220, 4230, 4240 (JJE0926749 ⇒)
25/4114-17	6	1533773C1, 1502231C91, 3116147R91	25/4114-17	6	1533773C1, 1502231C91, 3116147R91	5120, 5130, 5140, 5150, 5220, 5230, 5240, 5250
			25/4114-13	9	4997423	JX70U, JX80U, JX90U, JX100U, JX1070U, JX1080U, JX1090U, JX1100U

Wir vertreiben keine Originalteile.
 Die Nummern dienen lediglich als Beschreibung.


"THE RELIABLE SERVICE"


KABINENHEIZUNG

Bestell-Nr.	Schleppertyp	OEM	Abb.
25/1988-1	495XL, 585, 585XL, 595, 595XL, 685, 695XL, 743XL, 745XL, 795XL, 844XL, 845XL, 856XL, 885, 895XL, 956XL, 995, 995XL, 1056XL, 1255XL1455XL Kabine "XL" 5120, 5130, 5140, 5150, 7110, 7120, 7130, 7140, 7150	1974779C1	
25/1988-9	644, 743, 744, 745S, 844, 844S, 946, 955, 1046, 1055, 1246 Kabine "Comfort 2000"	3223815R1	

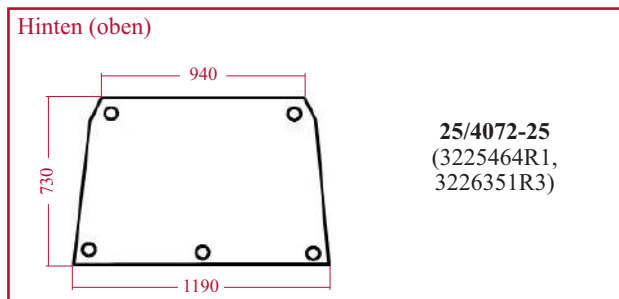
DICHTUNG FÜR KABINENSCHIEBEN

Bestell-Nr.	H-Profil (schwarz)						Türgummi (schwarz)			
	70/4110-9 (A)	70/4110-10 (B)	70/4110-11 (C)	70/4111-4	70/4110-12	70/4110-13	70/4112-2	70/4112-3	70/4112-4	70/4112-5
Glasbreite	6.0 mm	4.7 mm	4.7 mm	Gummi für A, B, C	5.0 mm	4.0 mm	6.0 mm	2.0-5.0 mm	5.0 mm	5.5 mm
Blechstärke	1.2-1.6 mm	1.2-1.6 mm	2.6-3.2 mm		2.0 mm	2.0 mm				

KABINENSCHIEBEN

Kabine "TIMMERMAN"

645, 743, 745S, 844S, 845, 955, 1055, 1255



Wir vertreiben keine Originalteile.
Die Nummern dienen lediglich als Beschreibung.



"THE RELIABLE SERVICE"

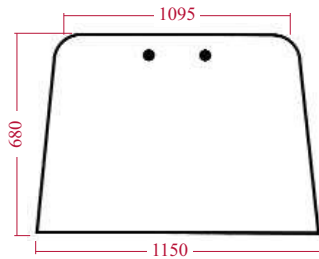


KABINENSCHIEBEN

Kabine "L"

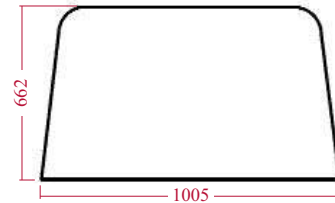
238, 248, 258, 268, 278, 288, 354, 374, 384, 385, 395, 444, 454, 474, 475, 484, 485, 495, 574, 584, 585, 595, 674, 684, 685, 695, 784, 785, 795, 884, 885, 895, 2300, 2350, 2400, 2500

Frontscheibe




25/4000-35
(3113554R1)
Mit 2 Bohrungen
Scheibenwischermotor

Hinten (oben)

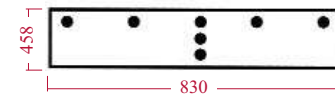


25/4072-30
(98604C2)

Hinten (unten)



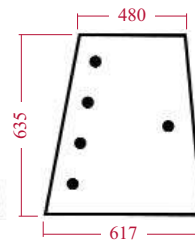
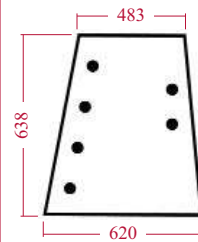
25/4073-12
(3118657R1)
6 Bohrungen



25/4073-13
(1328504C1)
7 Bohrungen



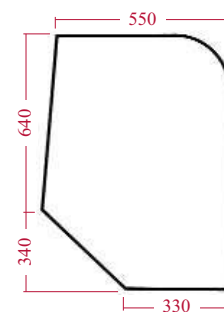
Seite L. & R.



25/4047-12
(3123655R1,
3123043R1)
6 Bohrungen

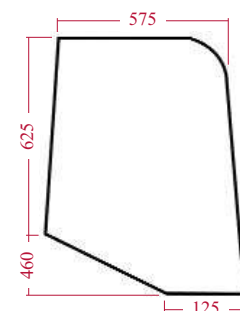
25/4047-13
(1328504C1)
5 Bohrungen

Türscheibe L. & R.



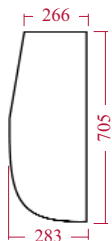
25/4020-11
(1500610C1,
1500610C2)
Erstes Modell

Türscheibe L. & R.



25/4020-12
(3114017R1)
Letztes Modell

Vorne L. & R. (unten)



25/4012-24
(3113558R1,
3113558R2,
3118695R1)

Wir vertreiben keine Originalteile.
Die Nummern dienen lediglich als Beschreibung.



"THE RELIABLE SERVICE"

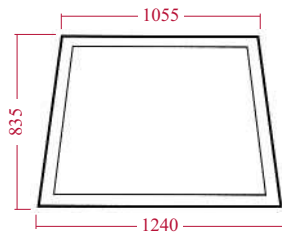


KABINENSCHIEBEN

Kabine "Super de Luxe"

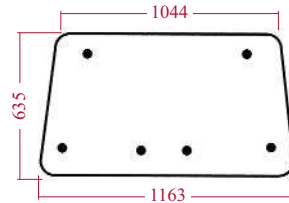
248, 258, 268, 278, 385, 484, 485, 584, 585, 684, 685, 784, 785, 884, 885

Frontscheibe



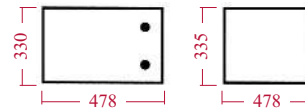
25/4002-2
(3125386R1)

Hinten (oben)



25/4072-22
(3125412R1,
3125411R91)

Hinten (unten)

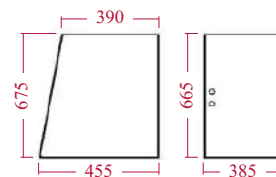


25/4074-3
(3125395R1)
2 Bohrungen
Schiebbar

25/4075-3
(3125396R1)
Fest



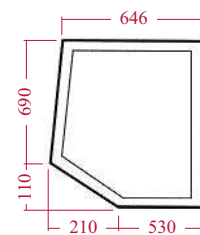
Seite L. & R.



25/4041-5
(3125392R1)
Fest

25/4040-3
(3125391R1)
2 Bohrungen
Schiebbar

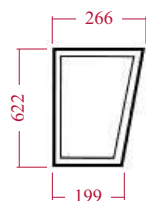
Türscheibe L. & R. (oben)



25/4035-1
(3125457R1)
Links mit Rahmen

25/4034-1
(3125458R1)
Rechts mit Rahmen

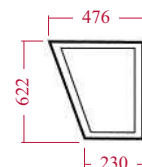
Vorne L. & R. (unten)



25/4015-2
(3125387R1)
Links mit Rahmen

25/4016-2
(3125388R1)
Rechts mit Rahmen

Türscheibe L. & R. (unten)



25/4037-1
(3125459R1)
Links mit Rahmen

25/4036-1
(3125460R1)
Rechts mit Rahmen

Wir vertreiben keine Originalteile.
Die Nummern dienen lediglich als Beschreibung.

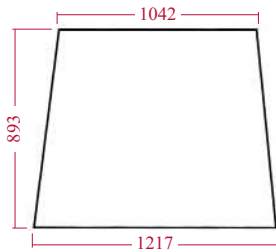


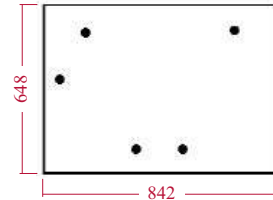
"THE RELIABLE SERVICE"

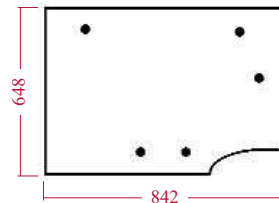


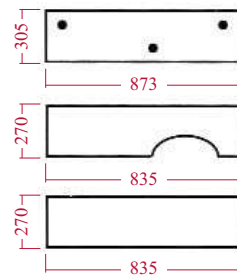
KABINENSCHIEBEN
Kabine "XL"

485XL, 495XL, 585, 585XL, 595, 595XL, 685, 685XL, 695, 695XL, 743XL, 745XL, 785XL, 795XL, 844XL, 845XL, 856XL, 885, 885XL, 895, 895XL, 955XL, 995, 995XL, 1055XL, 1056XL, 1255, 1255XL, 1455, 1455XL, 3210, 3220, 3230, 4210, 4220, 4230, 4240

Frontscheibe

25/4000-36
 (3233045R1,
 3233045R2)

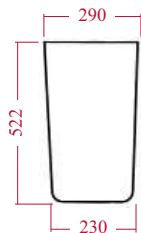
Hinten (oben)

25/4072-24
 (3233046R3,
 182027A2)

Hinten (oben)

25/4072-33
 (126317A1)

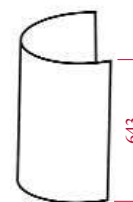
Hinten (unten)

25/4073-14
 (3233032R1,
 3234164R91,
 182028A1)
 3 Bohrungen /

25/4073-15
 (1500941C1)
 Mit Ausschnitt

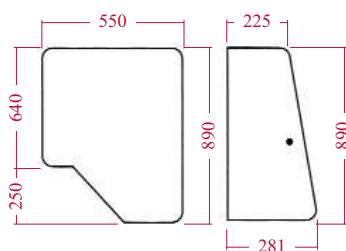
25/4073-93
 (98041C1)

Vorne L. & R. (unten)

25/4012-61
 (3233036R1,
 3233036R2)
 Links

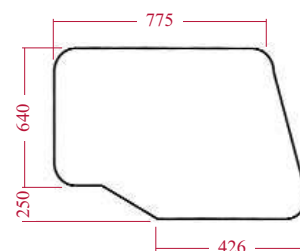
25/4012-62
 (3233037R1,
 3233037R2)
 Rechts

Rückseite L. & R.

25/4085-1
 (3233040R1,
 3233040R2)
 Links

25/4086-1
 (3233041R1,
 3233041R2)
 Rechts

Tür mit Ausstellfenster

25/4027-2
 (3233051R1,
 3233051R2)
 Fest

25/4026-2
 (3233053R1,
 3233053R2)
 Aufstellbar

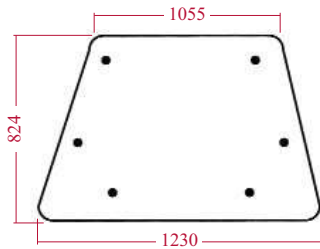
Tür ohne Ausstellfenster

25/4020-21
 (1975195C1)
 Links & Rechts


KABINENSCHIEBEN

Kabine "XLN"

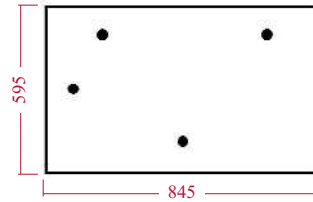
595XL, 695XL, 743XL, 745XL, 795XL, 844XL, 845XL, 856XL

Frontscheibe



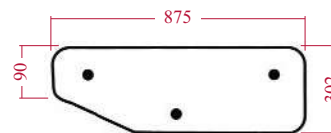
25/4000-45
(1535093C1,
1535093C2)

Hinten (oben)



25/4072-32
(1535079C1,
1535079C2)

Hinten (unten)



25/4073-21
(1535071C1,
1535071C2)



Rückseite L. & R.



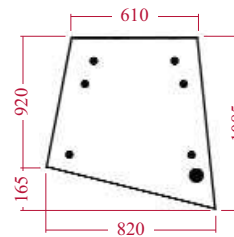
25/4085-1
(3233040R1,
3233040R2)

Links

25/4086-1
(3233041R1,
3233041R2)

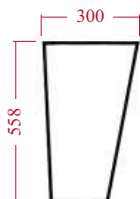
Rechts

Türscheibe L. & R. (oben)



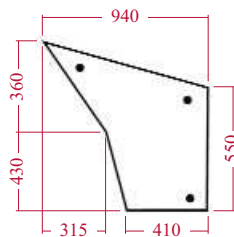
25/4022-22
(1535113C1,
1535113C2)

Vorne L. & R. (unten)



25/4012-29
(1535088C1,
1535088C2)

Türscheibe L. & R. (unten)



25/4021-22
(1535114C1,
1535114C2)

Wir vertreiben keine Originalteile.
Die Nummern dienen lediglich als Beschreibung.



"THE RELIABLE SERVICE"

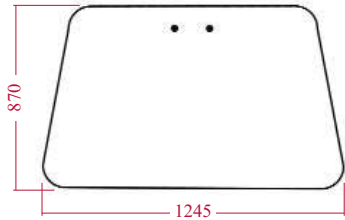


KABINENSCHIEBEN

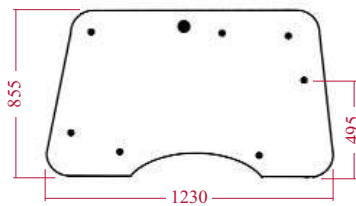
Kabine "LP"

3210, 3220, 3230,
4210, 4220, 4230, 4240

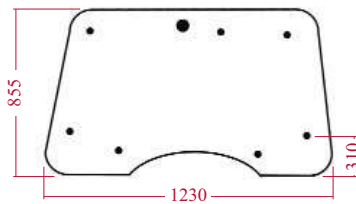
Frontscheibe



25/4000-48
(144768A1)
Fest

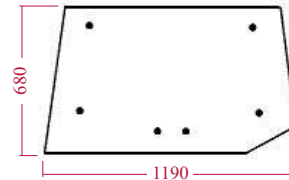


25/4004-3
(234969A1)
Fest




25/4004-1
(144986A1)
Öffnet

Hinten (oben)



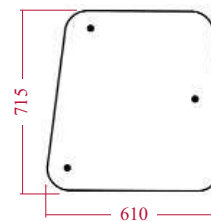
25/4072-36
(144794A1)

Hinten (unten)



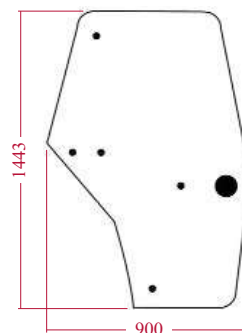
25/4073-22
(144731A1)

Seite L. & R.



25/4047-28
(144759A1)

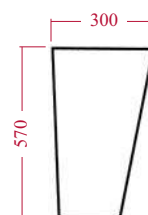
Türscheibe L. & R.



25/4038-13
(144950A1)
Links

25/4039-13
(144969A1)
Rechts

Vorne L. & R. (unten)



25/4012-32
(144730A1)



Wir vertreiben keine Originalteile.
Die Nummern dienen lediglich als Beschreibung.



"THE RELIABLE SERVICE"

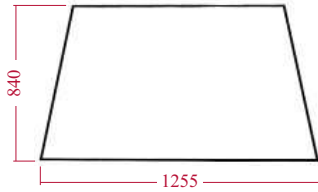


KABINENSCHIEBEN

Serie "Maxxum"

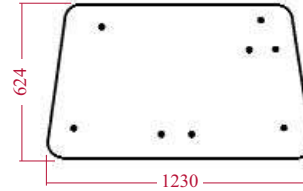
5120, 5130, 5140, 5150, 5220, 5230, 5240, 5250

Frontscheibe

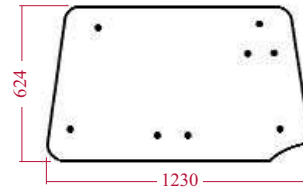


25/4000-54
(1330875C1,
248715A1)

Hinten (oben)




25/4072-40
(1330904C1,
1330904C2)
⇒ JJF1029999



25/4072-41
(127442A1)
JJF1030000 ⇒

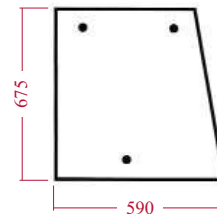


Hinten (unten)



25/4073-36
(1981934C1)

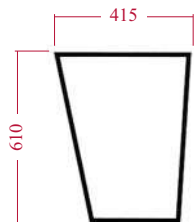
Seite L. & R.



25/4047-35
(1330902C1)
Links

25/4047-34
(1330903C1)
Rechts

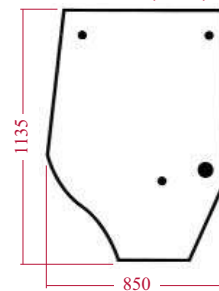
Vorne L. & R. (unten)



25/4011-9
(1330876C1)
Links

25/4011-8
(1330877C1)
Rechts

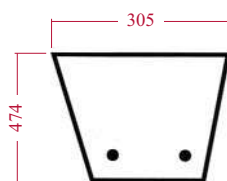
Türscheibe L. & R. (oben)



25/4039-8
(1546818C2)
Links

25/4038-8
(1546817C2)
Rechts

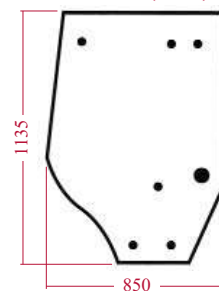
Türscheibe L. & R. (unten)



25/4029-4
(1999625C2)
Links

25/4025-4
(1999626C2)
Rechts

Türscheibe L. & R. (oben)



25/4039-7
(1330931C1,
1330931C2)
Links

25/4038-7
(1330930C1,
1330930C2)
Rechts

Wir vertreiben keine Originalteile.
Die Nummern dienen lediglich als Beschreibung.

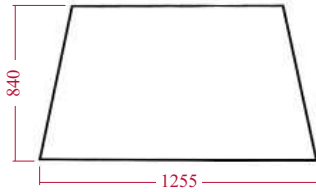


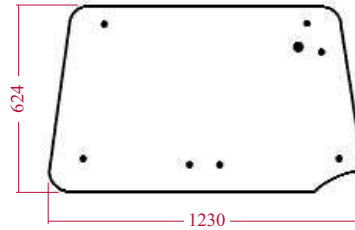
"THE RELIABLE SERVICE"




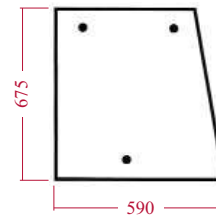
KABINENSCHIEBEN
Serie "Maxxum PRO"

5120, 5130, 5140, 5150

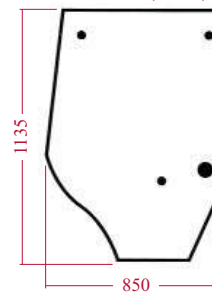
Frontscheibe

25/4000-54
 (1330875C1,
 248715A1)

Hinten (oben)

25/4072-63
 (248720A1)

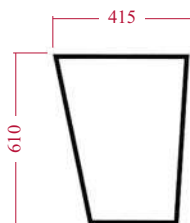
Hinten (unten)

25/4073-36
 (1981934C1)

Seite L. & R.

25/4043-14
 (248718A1)
 Links

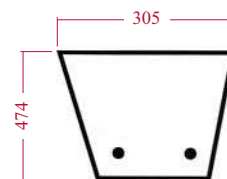
25/4045-14
 (248719A1)
 Rechts

Türscheibe L. & R. (oben)

25/4030-14
 (248724A1)
 Links

25/4031-14
 (248723A1)
 Rechts

Vorne L. & R. (unten)

25/4015-8
 (248716A1)
 Links

25/4016-8
 (248717A1)
 Rechts

Türscheibe L. & R. (unten)

25/4032-14
 (248725A1)
 Links

25/4033-14
 (248726A1)
 Rechts

 Wir vertreiben keine Originalteile.
 Die Nummern dienen lediglich als Beschreibung.

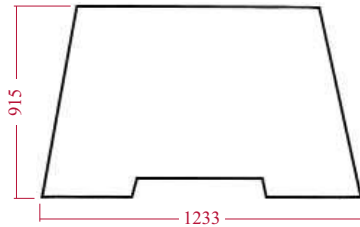
"THE RELIABLE SERVICE"


KABINENSCHIEBEN

Serie "CS", "CVX"

CS78, CS86, CS94, CS100, CS110, CS120, CS130, CS150, CVX120, CVX130, CVX150, CVX170, CVX1135, CVX1145, CVX1155, CVX1170, CVX1190

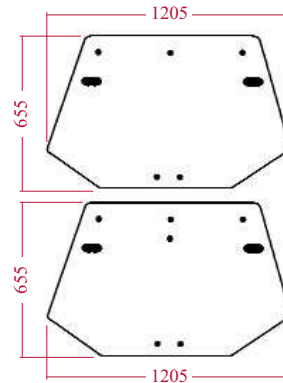
Frontscheibe



25/4001-21
(1-34-671-067)
Fest

25/4004-19T
(1-34-671-090)
Aufstellbar
7 Bohrungen
1240 x 890

Hinten (oben)

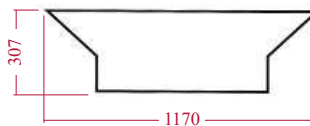


25/4072-90T
(1-34-671-071,
1-34-671-091)
7 Bohrungen

25/4072-91T
(1-34-671-062,
1-34-671-092)
8 Bohrungen

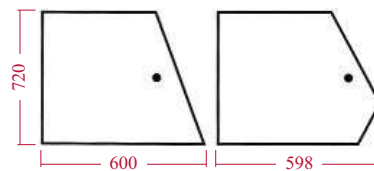


Hinten (unten) (1 St.)



25/4071-36T
(1-34-671-086)

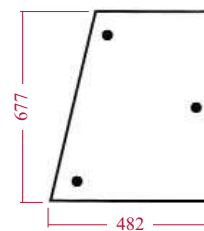
Hinten (unten) (2 St.)



25/4073-95T
(340601A1)
Rechts

25/4073-94T
(340602A1)
Links

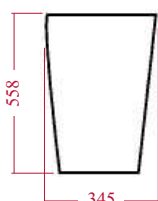
Seite L. & R.



25/4043-19T
(1-34-671-074,
1-34-671-084)
Links

25/4045-19T
(1-34-671-075,
1-34-671-085)
Rechts

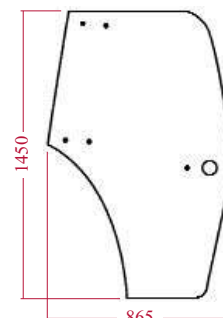
Vorne L. & R. (unten)



25/4015-21T
(1-34-671-070,
1-34-671-080)
Links

25/4016-21T
(1-34-671-069,
1-34-671-099)
Rechts

Türscheibe L. & R.



25/4039-43T
(1-34-621-080,
1-34-621-090)
Links

25/4038-43T
(1-34-621-081,
1-34-621-091)
Rechts

Wir vertreiben keine Originalteile.
Die Nummern dienen lediglich als Beschreibung.

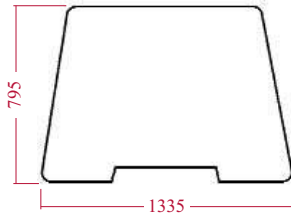
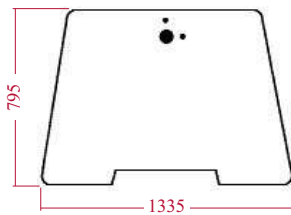
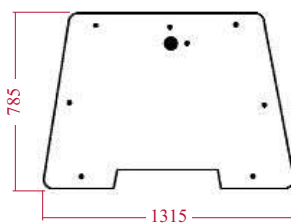


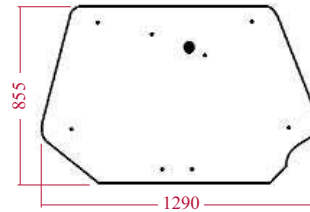
"THE RELIABLE SERVICE"

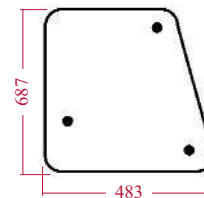


KABINENSCHIEBEN
Serie "CX"

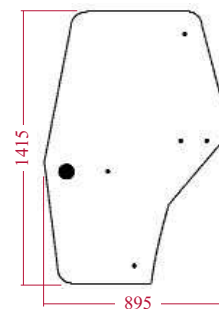
CX50, CX60, CX70, CX80, CX90, CX100

Frontscheibe

25/4001-20
 (190034A4,
 190035A5)

25/4001-19
 (238682A3)

25/4001-14
 (255024A1)

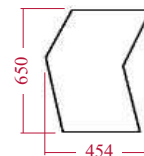
Hinten (oben)

25/4071-30
 (284947A1,
 284947A2)

Seite L. & R.

25/4043-18T
 (192001A2)
 Links

25/4045-18T
 (192002A2)
 Rechts

Türscheibe L. & R.

25/4039-30
 (192003A5)
 Links

25/4039-31
 (192004A4,
 192004A5)
 Rechts

Vorne L. & R. (unten)

25/4015-20T
 (190030A4)
 Links

25/4016-20T
 (190029A4)
 Rechts

 Wir vertreiben keine Originalteile.
 Die Nummern dienen lediglich als Beschreibung.

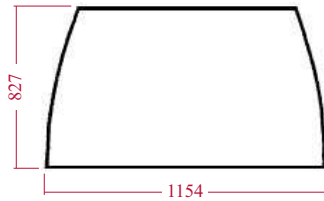
"THE RELIABLE SERVICE"


KABINENSCHIEBEN

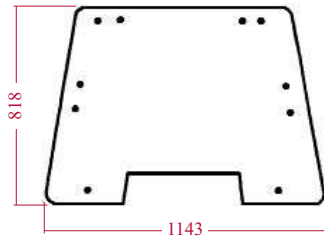
Serie "JX U"

JX70U, JX80U, JX90U, JX100U,
JX1070U, JX1080U, JX1090U, JX1100U

Frontscheibe

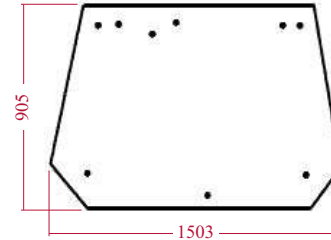


25/4000-80
(82002183)
Fest




25/4004-5
(82003391)
Aufstellbar

Hinten (oben)



25/4072-104T
(82016997)
Convex

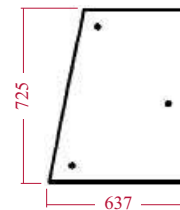
Hinten (unten)



25/4073-38
(82000485)



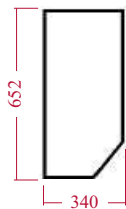
Seite L. & R.



25/4046-59
(5182189)
Links

25/4047-59
(5182188)
Rechts

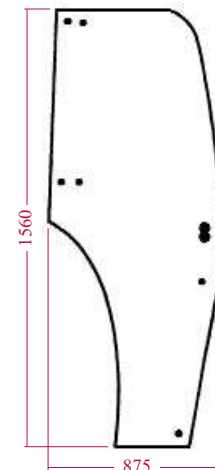
Vorne L. & R. (unten)



25/4011-11
(82002185)
Links

25/4011-10
(82002184)
Rechts

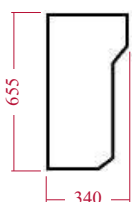
Türscheibe L. & R.



25/4039-40
(82036001,
82019226)
Links

25/4038-40
(82036000,
82019225)
Rechts

Vorne L. & R. (unten)



25/4015-26T
(47125738)
Links

25/4016-26T
(47125737)
Rechts

Wir vertreiben keine Originalteile.
Die Nummern dienen lediglich als Beschreibung.

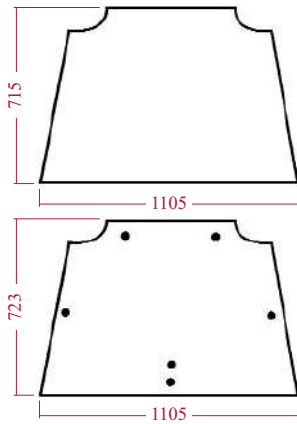


"THE RELIABLE SERVICE"

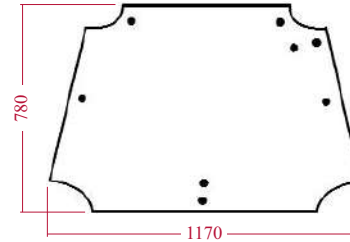



KABINENSCHIEBEN
Serie "JX C"

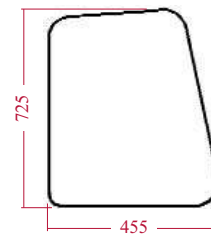
JX1060C, JX1070C, JX1075C, JX1085C, JX1095C

Frontscheibe /

25/4001-17
 (44911513)
 Fest

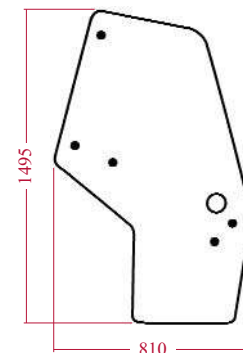
25/4004-17T
 (44911501)
 Aufstellbar

Hinten (oben)

25/4072-88T
 (44911502)

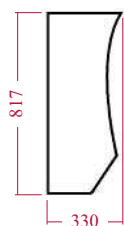
Hinten (unten)

25/4073-88T
 (44911518)

Seite L. & R.

25/4043-42T
 (47130823)
 Links

25/4045-42T
 (47130822)
 Rechts

Türscheibe L. & R. / Deur L. & R.

25/4039-42T
 (44910453,
 5196841)
 Links

25/4038-42T
 (44910452,
 5196840)
 Rechts

Vorne L. & R. (unten)

25/4015-17T
 (44911515)
 Links

25/4016-17T
 (44911514)
 Rechts

 Wir vertreiben keine Originalteile.
 Die Nummern dienen lediglich als Beschreibung.

"THE RELIABLE SERVICE"



KABINENSCHIEBEN

Serie "JX N-V"

JX1060V, JX1070N, JX1070V, JX1075N, JX1075V, JX1095N, JX1095V

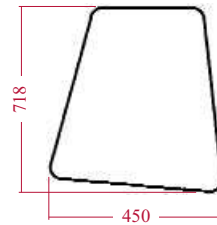


Hinten (unten)



25/4073-89T
(44910437)

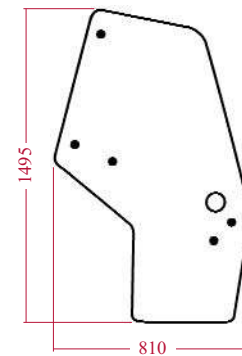
Seite L. & R.



25/4043-17T
(44911555)
Links

25/4045-17T
(44910542)
Rechts

Türscheibe L. & R.



25/4039-42T
(44910453,
5196841)
Links

25/4038-42T
(44910452,
5196840)
Rechts

Wir vertreiben keine Originalteile.
Die Nummern dienen lediglich als Beschreibung.

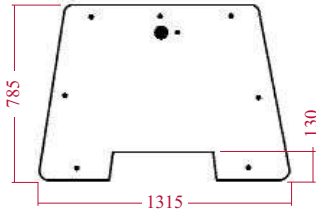
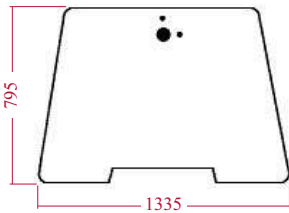
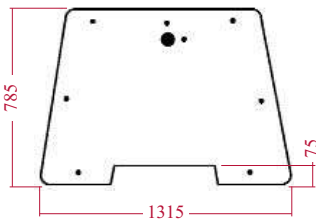


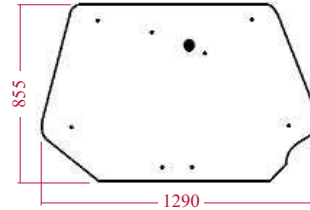
"THE RELIABLE SERVICE"

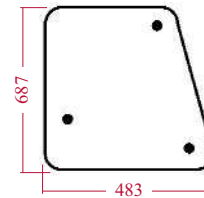


KABINENSCHIEBEN
Serie "MX" serie

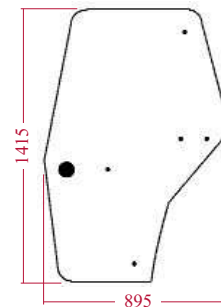
MX80C, MX90C, MX100C, MX100, MX110, MX120, MX135, MX150, MX170

Frontscheibe

25/4004-18T
 (238520A2,
 238520A3)

25/4001-19
 (238682A3)

25/4001-14
 (255024A1)

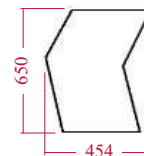
Hinten (oben)

25/4071-30
 (284947A1,
 284947A2)

Seite L. & R.

25/4043-18T
 (192001A2)
 Links

25/4045-18T
 (192002A2)
 Rechts

Türscheibe L. & R.

25/4039-30
 (192003A5)
 Links

25/4039-31
 (192004A4,
 192004A5)
 Rechts

Vorne L. & R. (unten)

25/4015-20T
 (190030A4)
 Links

25/4016-20T
 (190029A4)
 Rechts

 Wir vertreiben keine Originalteile.
 Die Nummern dienen lediglich als Beschreibung.

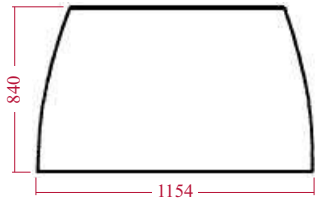
"THE RELIABLE SERVICE"


KABINENSCHIEBEN

Serie "MXM"

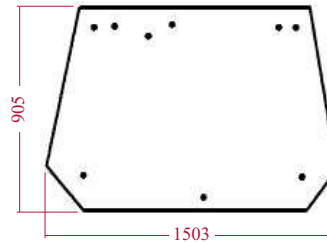
MXM120, MXM130, MXM140, MXM155, MXM175, MXM190

Frontscheibe / Voorruit




25/4000-86
(82000296)

Hinten (oben)



25/4072-31A
(82014988)

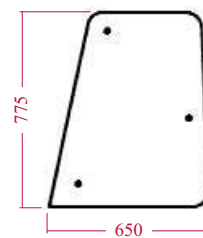
Hinten (unten)



25/4073-38
(82000485)



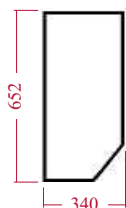
Seite L. & R.



25/4047-65
(82029321)
Links

25/4047-66
(82029320)
Rechts

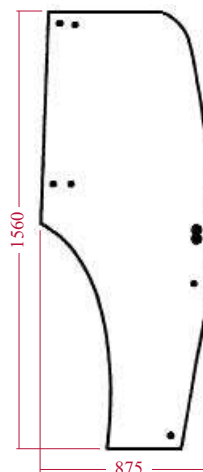
Vorne L. & R. (unten)



25/4011-13
(82001923)
Links

25/4011-14
(82001924)
Rechts

Türscheibe L. & R.



25/4039-40
(82036001,
82019226)
Links

25/4038-40
(82036000,
82019225)
Rechts

Wir vertreiben keine Originalteile.
Die Nummern dienen lediglich als Beschreibung.



"THE RELIABLE SERVICE"

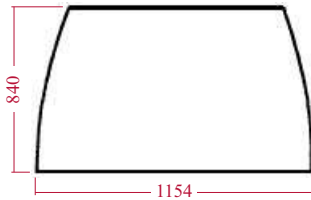


KABINENSCHIEBEN

Serie "MXM"

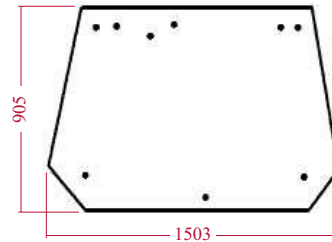
MXM135, MXM150, MXM165, MXM180

Frontscheibe




25/4000-86
(82000296)

Hinten (oben)



25/4072-104T
(82016997)
Konvex

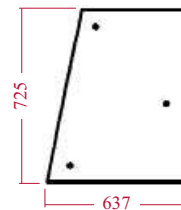
Hinten (unten)



25/4073-38
(82000485)



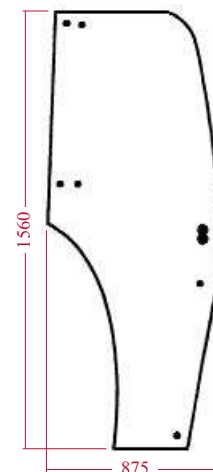
Seite L. & R.



25/4046-59
(5182189)
Links

25/4047-59
(5182188)
Rechts

Türscheibe L. & R.



25/4039-40
(82036001,
82019226)
Links

25/4038-40
(82036000,
82019225)
Rechts

Wir vertreiben keine Originalteile.
Die Nummern dienen lediglich als Beschreibung.



"THE RELIABLE SERVICE"

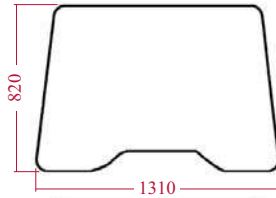


KABINENSCHIEBEN

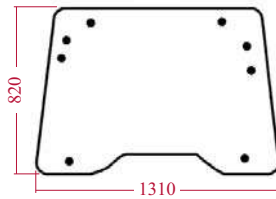
Serie "MXU"

MXU100, MXU110, MXU115, MXU125, MXU135,
MXU100, MXU110, MXU115, MXU130 X-LINE

Frontscheibe

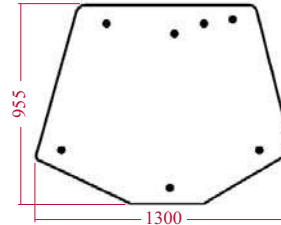


25/4001-30
(82030483)
Fest



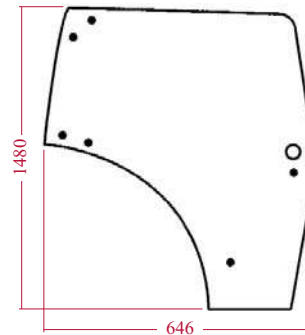
25/4004-20T
(82032042)
Aufstellbar

Hinten (oben)



25/4071-40T
(82030887)

Türscheibe L. & R.



25/4039-25T
(82027357)
Links

25/4038-25T
(82027356)
Rechts



**Vorne L. & R. (unten) /
zu verwenden bei fester Frontscheibe**



25/4015-24T
(82030486)
Links

25/4016-24T
(82030485)
Rechts

**Vorne L. & R. (unten) /
zu verwenden bei aufstellbarer Frontscheibe**



25/4015-25T
(82030488)
Links

25/4016-25T
(82030487)
Rechts

Wir vertreiben keine Originalteile.
Die Nummern dienen lediglich als Beschreibung.



"THE RELIABLE SERVICE"



VERGLEICHSLISTE (OEM)

OEM	Bestell-Nr.	OEM	Bestell-Nr.	OEM	Bestell-Nr.
71421	63/1955-207	4600753	25/13-131	5116246	25/6679-4
88678	25/6436-12	4602143	25/15-29	5116247	25/6682-3
101548	25/361-5	4602345	25/64-3	5117314	25/495-284
101565	25/486-59	4602348	25/64-4	5118095	25/7701-2
101575	25/486-60	4606570	25/65-24	5118100	25/7702-2
102652	25/457-5	4661543	25/149-7	5118101	25/7700-1
104988	25/6461-1	4705827	25/90-66	5119203	25/305-49
113717	25/346-11	4757883	25/100-105	5119327	25/423-4
115054	25/361-17	4766404	25/28-67	5119660	25/6451-89
116722	25/6407-38	4770623	25/36-271	5119699	25/6451-88
117997	25/2830-150	4770654	25/36-270	5120073	25/181-24
00180434	25/74-144	4785110	25/1-84	5121116	25/6450-71
427645	25/457-5	4796327	25/144-170	5121344	25/108-65
427645	25/457-5	4796328	25/144-176	5121471	25/6452-61
427646	25/457-5	4802126	25/41-76	5121786	25/962-51
5194164	25/6425-57	4808498	62/920-68	5121907	25/6452-62
591501	25/58-23	4824417	25/42-76	5122540	25/6450-70
596152	25/154-169	4897223	62/930-191	5122548	25/6425-12
922269	25/6438-19	4951077	25/461-59	5124115	25/1912-85
1012356	25/463-58	4959916	25/303-47	5124117	25/1912-84
1012360	25/463-58	4987671	25/577-14	5125586	25/961-2
135506A2	25/200-56KT	4994075	25/6447-12	5126233	25/851-24
1901385	25/6-67	4994076	25/6447-11	5127037	25/6681-4
1902138	60/111-25	4997262	25/6002-183	5127282	25/950-88
1909102	60/97-38	4997266	25/1912-85	5129473	25/417-10
1909130	60/240-68	4997267	25/1912-84	5129481	69/566-92
1930010	60/111-25	4997312	25/6447-10	5129483	69/565-65
1930536	60/161-162	4997313	25/6447-9	5129862	25/950-59
1930537	60/162-162	4997423	25/4114-13	5131391	25/6679-11
1930587	60/161-143	4997489	25/577-15	5132021	25/953-21
1930588	60/162-143	4998770	25/186-34	5132342	25/462-9
1930590	60/162-92	4998975	25/495-288	5132343	25/463-33
1930605	60/161-169	4999682	25/151-34	5133736	25/6408-89
1930882	60/240-72	4999858	25/1918-39	5133737	25/6410-53
1930959	25/76-104	4999859	25/1918-38	5135076	25/490-34
1930960	25/72-104	5086043	25/60-40	5135387	25/6408-86
1931000	25/34-271	5086286	69/565-65	5135752	25/6447-9
1931002	25/33-271	5088081	25/144-169	5136004	25/6408-87
1931019	25/34-271	5089549	25/872-74	5136770	25/172-105
1931021	25/33-271	5089567	25/870-109	5136951	25/6410-52
1931128	60/111-25	5090562	25/153-184	5137109	25/6408-88
1931149	60/111-56	5092905	70/1987-58	5137114	25/6453-136
		5093389	70/1987-59	5137115	25/6453-137
1931152	60/111-44	5093647	25/172-114	5137138	25/6450-73
		5094391	69/565-65	5137239	25/6450-72
1931154	60/97-74	5094418	25/144-171	5137456	25/6453-133
		5100730	25/578-14	5138349	25/181-24
1931160	60/161-143	5100789	25/6453-126	5139618	25/105-35
1931161	60/161-92	5100790	25/6453-127	5140009	25/144-417
1931162	60/240-115	5104825	25/153-169	5140010	25/144-172
1931164	60/162-162	5105534	25/416-30	5142046	25/580-14
1931165	60/97-38	5105536	25/416-31	5142052	25/580-14
1931166	60/161-103	5107603	25/186-34	5143326	25/560-12
1931167	60/162-92	5107905	25/305-18	5143971	25/580-14
1931168	60/161-169	5108225	25/4114-10	5144385	70/1987-18
1931169	60/162-102	5109221	25/187-33	5146036	25/7700-5
1931171	60/162-143	5109356	25/58-23	5146155	25/950-59
1931172	60/97-15	5109526	25/497-282	5146278	25/965-16
1931173	60/240-119	5109530	25/495-288	5149242	25/303-50
1931177	60/240-114	5109553	25/497-284	5149243	25/303-49
1931182	60/641-19	5109726	25/303-48	5149813	60/240-116
1931200	25/34-271	5109977	25/6679-7	5149955	25/108-65
1931202	25/33-271	5109989	25/6682-5	5150124	25/6447-3
1931204	25/34-271	5110074	25/6453-129	5150647	25/221-360
1931206	25/33-271	5110075	25/6453-130	5152380	25/167-41
1940004	25/75-133	5111414	25/6452-62	5154152	25/144-419
1940006	25/75-131	5111451	25/6679-6	5154521	25/422-18
1940144	25/131-235	5111458	25/6678-8	5154703	25/212-359
1940172	25/34-270	5111518	25/305-19	5155304	25/221-361
1940174	25/33-270	5111572	25/577-16	5157240	25/165-167
2415361	25/11-88	5112290	25/305-20	5158115	25/416-34
2992241	60/111-104	5112655	25/177-62	5158120	25/7701-1
03129547	82/9202-174	5112713	25/951-59	5158123	25/7702-1
3142099	25/221-117	5112714	25/958-57	5159830	25/422-13
3315116	60/156-3	5113130	25/580-13	5160694	25/186-34
3523077	25/440-66	5115656	25/486-85	5161845	25/60-40
3656647	60/111-63	5116243	25/6678-7	5162897	25/200-360
4031577	25/11-131	5116244	25/6679-5	5162900	25/200-360
4232606	25/85-18	5116245	25/6682-4	5163618	25/962-46

Wir vertreiben keine Originalteile.
 Die Nummern dienen lediglich als Beschreibung.



"THE RELIABLE SERVICE"



VERGLEICHSLISTE (OEM)

OEM	Bestell-Nr.	OEM	Bestell-Nr.	OEM	Bestell-Nr.
5164163	25/164-41	5194224	25/355-28	44910437	25/4073-89T
5164616	25/560-12	5194625	25/850-11	44910452	25/4038-42T
5165251	25/560-10	5194627	25/850-12	44910453	25/4039-42T
5165511	25/416-32	5194642	25/850-9	44910474	25/872-76
5165512	25/416-33	5194643	25/850-10	44910537	25/874-30
5165650	25/221-352	5194648	25/851-24	44910542	25/4045-17T
5166287	25/231-351	5194712	25/172-115	44911501	25/4004-17T
5166566	25/153-183	5194879	60/240-114	44911502	25/4072-88T
5167183	25/231-14	5196061	25/196-23	44911513	25/4001-17
		5196770	25/200-350	44911514	25/4016-17T
5167695	25/165-169	5196816	25/200-365	44911515	25/4015-17T
5167928	25/221-372	5196819	25/212-365	44911518	25/4073-88T
5167933	25/200-372	5196840	25/4038-42T	44911555	25/4043-17T
5167935	25/200-371	5196841	25/4039-42T	44911878	25/870-113
5167936	25/221-371	5196886	25/221-365	47123374	25/740-48
5167937	25/212-372	5196887	25/221-365	47123877	25/870-110
5169041	69/565-78	5198414	60/240-123	47124792	25/6681-3
5169716	25/165-170	5198880	25/495-287	47125737	25/4016-26T
5169717	25/165-171	5199243	25/6447-9	47125738	25/4015-26T
5169772	69/565-65	5964600	25/181-18	47126359	25/422-32
5171053	25/221-361	8603270	25/6438-5	47126391	25/196-19
5171137	25/200-361	8604802	25/962-36	47126500	25/951-59
5171675	25/6682-9	9667999	25/6425-51	47126775	25/870-111
5172111	25/773-2	9929834	25/1913-4	47127081	25/231-14
5172649	25/165-168	9929835	25/1913-3		
5172682	25/1902-2	9933138	25/1919-34	47127097	25/196-19
5172683	25/1902-1	9933139	25/1919-33	47127431	60/240-123
5172684	25/1912-4	9960040	25/229-5	47127699	25/196-41
5172685	25/1912-3	9960075	25/585-6	47127700	25/196-40
5174044	60/240-117	9961670	25/585-6	47128161	60/240-114
5176344	25/103-16	9961858	25/585-6	47128196	60/97-38
5176675	25/153-185	9961863	25/579-13	47128200	60/162-143
5177618	25/200-352	9963952	25/579-13	47128201	60/161-143
5177708	25/6408-88	9967339	25/232-24	47128203	60/162-92
5177914	25/228-5	9967675	25/6462-35	47128204	60/161-92
5178100	60/240-114	9967707	25/497-184	47128208	60/240-114
5178378	25/495-289	9967769	25/452-36	47129340	25/6681-4
5178390	25/497-283	9967992	25/486-60	47129342	25/6681-3
5178452	25/177-62	9967993	25/486-59	47130822	25/4045-42T
5178454	25/177-63	9967998	25/6425-54	47130823	25/4043-42T
5179719	69/565-65	9967999	25/6451-36	47131179	60/641-19
5179722	69/565-92	9968005	25/6438-19	47131180	60/641-19
5179726	69/565-78	9968007	25/486-81	47131182	60/240-121
5179730	69/565-93	9968010	25/486-80	47131183	60/240-123
5179730	69/566-93	9968016	25/495-68	47131184	60/240-123
5180275	69/565-81	9968018	25/497-281	47131194	60/240-117
5180277	69/565-81	9968023	25/6450-49	47131195	60/240-117
5180633	25/422-68	9968028	25/452-37	47131196	60/240-117
5181872	25/196-22	9968031	25/346-11	47132888	62/930-203
5182188	25/4047-59	9968059	25/6403-62	47134882	25/212-365
5182189	25/4046-59	9968067	25/451-12	47134889	25/200-365
5183854	25/872-42	9968068	25/452-17	47134890	25/221-365
5184116	25/6408-88	9968085	25/6408-51	47134896	25/221-365
5184313	25/422-14	9968197	25/117-201	47135042	60/4200-275
5184540	25/740-48	9968801	25/1903-1	47135287	60/240-119
5185207	25/196-20	9969267	25/1913-2	47135707	60/111-25
5185601	25/303-50	10857790	63/1955-207	47135973	60/161-218
5185602	25/303-49	10857790	63/1955-239	47137326	60/4200-48
5186233	25/144-418	11066876	25/6502-14	47137534	62/930-203
5187845	25/196-15	14144690	63/1955-380	47137538	62/930-203
5187958	25/196-21	14148190	63/1955-382	060503834	60/161-53
5189644	25/740-48	14149590	63/1955-245	060506146	82/9202-104
5189823	25/200-351	14482980	25/416-9	060533124	60/162-53
5189825	25/221-371	15888721	25/6686-1	70702009	25/189-51
5189875	25/200-371	15888724	25/6686-1	70924144	25/416-28
5189895	25/580-14	15983824	25/446-35	71316700	25/1919-96
5189897	25/580-13	21871250	25/463-58	77103616	25/579-12
5190901	25/579-12	21882330	25/463-58	79081900	25/962-34
5191349	25/423-5	24903450	25/6410-49	81804316	25/50-9
5191712	25/872-75	24903460	25/6410-50	81815739	25/447-4
5192009	25/870-112	24903470	25/6410-51	81822147	25/88-13
5192823	25/579-13	24903780	25/6451-87	81862996	25/451-12
5194153	25/6461-1	24905360	25/231-38	81863799	60/641-19
5194158	25/6425-53	26561118	60/111-63	81867743	25/872-42
5194160	25/6462-35	26799970	25/352-26	81868538	25/90-67
5194161	25/6407-113	28043280	25/230-12	81873921	25/118-6
5194169	25/452-36	41314187	25/90-71	81876698	60/97-15
5194198	25/6403-13	44906471	25/1918-3	81876796	25/46-75
5194210	25/361-15	44907408	25/105-38	81876874	25/119-7

Wir vertreiben keine Originalteile.
 Die Nummern dienen lediglich als Beschreibung.



"THE RELIABLE SERVICE"



VERGLEICHSLISTE (OEM)

OEM	Bestell-Nr.	OEM	Bestell-Nr.	OEM	Bestell-Nr.
81877890	25/53-5	82034514	25/958-58	87761857	25/85-16
81879134	60/97-15	82034605	60/161-226	87800499	25/56-9
82000296	25/4000-86	82034606	60/161-221	87800696	25/11-105
82000485	25/4073-38	82034608	60/162-164	87800842	25/143-67
82000889	25/153-192	82034609	60/162-221	87800843	25/60-41
82001505	25/874-29	82034620	60/161-167	87800858	25/144-182
82001923	25/4011-13	82034621	60/161-167	87800945	25/75-140
82001924	25/4011-14	82034623	60/162-167	87801219	25/25-28
82002183	25/4000-80	82034624	60/162-167	87801302	25/52-9
82002184	25/4011-10	82036000	25/4038-40	87801610	25/17-16
82002185	25/4011-11	82036001	25/4039-40	87801641	25/131-242
82002652	25/151-154	82036216	25/872-77	87801752	25/73-140
82002925	25/871-49	82036587	25/186-34	87801753	25/73-141
82003345	70/1987-20	82037447	25/108-73	87801992	25/47-75
82003391	25/4004-5	82850530	25/42-75	87802140	25/80-14
82006194	25/410-64	83912930	25/147-67	87802147	25/43-75
82007635	25/1914-5	83935950	25/151-33	87802238	25/100-106
82008606	60/161-115	83946434	25/54-9	87802256	25/42-75
82008607	60/162-115	83949153	25/15-30	87802258	25/43-75
82009066	25/1912-88	83952126	25/962-47	87802260	25/42-75
82009121	25/1918-45	83952531	25/6410-53	87802301	25/46-75
82009352	25/105-37	83955247	25/13-105	87802307	25/26-27
82009831	25/154-192	83956710	25/50-9	87802436	25/130-242
82011624	25/958-59	83957211	25/151-36	87802437	25/130-243
82012210	25/105-37	83961542	25/962-46	87802490	25/130-237
82014508	62/920-115	83961569	63/1980-63	87802491	25/130-236
82014587	25/851-13	83976376	25/74-140	87802496	25/131-236
82014589	25/853-16	83991682	25/26-27	87802537	25/117-209
82014838	25/853-19	83993159	25/12-19	87802585	25/90-67
82014839	25/853-18	83994694	60/4200-13	87802728	60/111-92
82014840	25/851-23	83998292	25/36-280	87802755	25/11-105
82014988	25/4072-31A	83999742	25/45-75	87802757	25/13-105
82015243	25/852-4	84021787	25/6425-58	87802822	25/144-181
82015244	25/852-5	84039022	82/9202-104	87802835	25/34-280
82016257	25/4176-73	84817074	60/161-92	87802918	60/97-15
82016354	25/108-73	85805975	25/497-178	87802919	60/97-15
82016997	25/4072-104T	85805980	25/6450-66	87802923	60/111-91
82018664	25/410-64	85805983	25/6450-63	87802926	60/111-92
82019225	25/4038-40	85806002	25/6410-52	87802927	60/111-92
82019226	25/4039-40	85806010	25/452-38	87803182	60/111-105
82019393	25/870-57	85806014	25/6431-23	87803183	60/111-105
82020011	62/920-115	85806016	25/6401-22	87803184	60/111-105
82021010	25/144-428	85807283	25/6403-104	87803189	60/111-102
82021372	62/930-173	85807975	25/497-245	87803194	60/111-103
82021372	62/930-222	85807981	25/6462-52	87803196	60/111-103
82022475	25/874-31	85808265	25/6430-27	87803199	60/111-104
82022486	25/870-115	85821287	25/6407-104	87803200	60/111-104
82022857	70/1987-58	85824343	25/355-29	87803206	60/97-95
82023182	25/172-116	85824343	25/6407-40	87803207	60/97-96
82023238	25/965-32	86018758	60/240-121	87803208	60/111-104
82023593	82/9202-459	86512015	25/462-9	87803276	25/117-210
82025456	25/108-72	86605897	60/97-15	87840154	25/47-75
82027356	25/4038-25T	86632554	25/452-10	87840994	25/28-51
82027357	25/4039-25T	86980031	60/97-15	89712608	25/180-31
82027922	25/872-78	86989142	25/144-427	89833744	62/920-167
82028130	25/186-36	86989735	60/641-29	92009122	25/1918-44
82028240	25/153-191	86990977	60/156-3	98403097	25/42-76
82028241	25/153-193	86993462	82/9202-103	98415162	25/90-81
82028242	25/154-191	87016563	25/457-5	98432118	25/144-173
82028242	25/154-193	87306058	25/153-190	98432642	60/97-38
82028271	25/1884-88	87311254	25/1884-88	98451529	25/1-84
82029320	25/4047-66	87402830	25/144-178	98456215	25/73-134
82029321	25/4047-65	87402831	25/144-180	98460411	25/28-67
82029422	25/853-17	87403209	25/28-49	98461684	25/11-67
82030133	25/153-198	87404986	60/240-121	98461686	25/13-67
82030134	25/153-197	87405727	25/76-118	98463637	25/143-66
82030135	25/154-197	87413500	62/930-202	98472006	25/73-131
82030483	25/4001-30	87413501	62/930-202	98472008	25/73-133
82030485	25/4016-24T	87413809	60/641-16	98472011	25/73-132
82030486	25/4015-24T	87415728	25/6408-81	98473705	25/144-174
82030487	25/4016-25T	87415749	25/6407-100	98482590	25/147-72
82030488	25/4015-25T	87416691	25/853-13	98489690	25/66-24
82030887	25/4071-40T	87416692	25/853-12	99432366	25/28-67
82030990	70/1987-58	87419387	62/930-202	99432652	25/42-76
82032040	25/872-77	87420661	62/930-202	99432717	25/43-76
82032042	25/4004-20T	87434406	25/76-118	99450535	25/147-73
82032416	25/108-72	87434407	25/76-119	99454833	25/130-235
82032859	62/930-191	87452821	62/920-167	99457401	25/13-67
82033107	60/4200-13	87761808	60/4200-46	99460554	25/74-131

Wir vertreiben keine Originalteile.
 Die Nummern dienen lediglich als Beschreibung.



"THE RELIABLE SERVICE"



VERGLEICHSLISTE (OEM)

OEM	Bestell-Nr.	OEM	Bestell-Nr.	OEM	Bestell-Nr.
99469341	25/117-200	13809340025	25/687-27	130300030703	25/3-86B
134584216	60/4200-43	40800090010	62/930-94	130300030704	25/3-86C
134671090	25/4004-19T	61100190028	60/161-35	130300030707	25/28-86
192430742	25/497-13	61200190027	60/161-35	130300030711	25/33-272
209070087	60/97-4	99012190030	60/162-53	130300030713	25/3-87
		99012190137	60/161-53	130300030714	25/3-87A
331015410	25/221-110	99012190705	60/161-53	130300030715	25/3-87B
331015410	25/221-110	99112190030	60/162-53	130300030716	25/3-87C
331401001	62/940-18	99112190705	60/161-53	130300030720	25/34-272
331401002	62/940-29	130100010726	25/17-129	130300030721	25/33-273
331401003	62/940-28	130100010727	25/11-100	130300030723	25/34-273
331401004	62/940-19	130100010728	25/13-100	130300040702	25/42-83
331401008	62/940-27	130100010746	25/71-129	130300040703	25/43-83
340413408	25/579-13	130100010757	25/17-129	130300040706	25/41-83
500300570	25/42-76	130100030705	25/28-100	130300040707	25/47-83
500300597	25/43-76	130100030707	25/26-100	130300040708	25/45-83
500301351	25/74-133	130100030708	25/34-278	130300040710	25/46-83
500317390	25/117-198	130100040702	25/45-80	130300040713	25/73-136
500322764	62/920-25	130100040703	25/45-81	130300040719	25/74-136
500338952	62/930-24	130100040704	25/6306-3	130300040725	25/36-272
500338952	62/930-88	130100040705	25/74-129	130300050722	25/82-17
500338953	62/930-77	130100040706	25/41-81	130300050725	25/84-17
500338953	62/930-91	130100040707	25/41-80	130300060002	25/144-147
500343744	62/920-25	130100040710	25/46-80	130300070706	25/90-71
500369112	25/144-175	130100040723	25/35-278	130300080739	25/100-103
501203185	25/6403-20	130100040727	25/74-129	130300110702	25/66-26
504051747	25/117-199	130100061001	25/143-62	130300110703	25/66-27
504059251	62/930-24	130100061002	25/147-62	130300110706	25/167-42
504059251	62/930-88	130100061003	25/143-62	130300150702	25/75-136
504073234	60/111-103	130100070704	60/97-56	130300190100	60/161-211
504073234	60/111-103	130100070708	25/90-72	130300190101	60/162-211
614105880	25/11-97	130100070715	25/90-73	130300530011	25/153-176
836640073	25/32-276	130100071001	60/97-56	130300530013	25/153-177
836640078	25/34-276	130100080733	25/100-100	131000090739	62/920-34
836646271	25/28-97	130100080735	25/101-100	131100190019	60/162-18
836647420	25/35-275	130100090003	25/60-43		
1190730025	25/683-23	130100090005	62/920-102	131100190020	60/161-18
1190730027	25/683-24	130100090704	25/186-37		
1192410137	25/477-60	130100090735	62/930-32	131100190020	60/161-18
1192410137	25/486-84	130100090735	62/930-208		
1192550151	25/105-36	130100090744	62/920-34	131100190701	60/161-18
1192580038	25/961-3	130100090781	25/186-37		
1288410145	25/461-57	130100110701	25/66-29	132000010722	25/71-137
1288410146	25/461-58	130100110702	25/66-29	132000010731	25/186-35
1288410147	25/464-11	130100130041	25/144-147	132000020002	25/200-305
1288410166	25/476-22	130100130071	25/144-28	132000020003	25/221-180
1288430705	25/497-13	130100130072	25/144-196	132000020004	25/221-179
1288430710	25/497-13	130100160004	25/200-305	132000020005	25/212-162
1288730005	25/683-25	130100190703	25/66-28	132000020006	25/221-306
1288730007	25/683-26	130100190705	25/142-32	132000030702	25/34-275
1292430737	25/497-13	130142030701	25/32-278	132000040705	25/73-138
1307080800	60/111-16	130142030703	25/32-278	132000060012	25/144-160
1390260702	25/6461-1	130142040702	25/73-129	132000060708	25/143-64
1390421051	25/6403-20	130142050701	25/42-80	132000060709	25/143-63
1397421032	25/355-31	130142050702	25/43-80	132000060712	25/147-63
1397421043	25/6462-54	130142080703	25/117-188	132000060726	25/143-63
1397421074	25/440-68	130182030702	25/32-279	132000070726	60/97-94
1397430703	25/497-23	130182030705	25/32-279	132000080722	60/111-16
1397750036	60/240-63	130182050701	25/42-81	132000090065	62/920-72
1407080733	60/111-16	130182050702	25/43-81	132000090095	62/920-111
1407090012	25/186-25	130182080701	25/117-189	132000090705	62/930-43
1409070036	60/97-86	130300010703	25/17-136	132000090705	62/930-184
2004004044	62/931-17	130300010720	25/2-86	132000090705	62/930-209
2004004112	62/931-12	130300010721	25/2-86A	132000090740	62/930-43
2006209302	62/939-32	130300010722	25/2-86B	132000090740	62/930-184
2006209303	62/939-35	130300010723	25/2-86C	132000090740	62/930-209
2006209304	62/939-30	130300010739	25/83-17	132000130020	25/144-197
2007014056	62/933-18	130300010741	25/11-86	132000190700	60/162-92
2007014057	62/933-17	130300010751	25/71-136	132000190701	60/161-92
2018100652	25/953-20	130300010752	25/72-136	132000190706	60/161-92
4472351134	25/6431-21	130300010757	25/2-86	132000190707	60/162-92
8900125239	60/111-56	130300010758	25/2-86A	132000530003	25/154-178
		130300010759	25/2-86B	132000530004	25/153-178
8900130271	60/97-74	130300010760	25/2-86C	133000270142	25/6410-41
		130300010763	25/71-136	133000270156	25/303-81
8962110113	60/97-74	130300010765	25/72-136	133000340015	25/417-61
		130300020708	25/15-31	133000340016	25/422-62
13030053001	25/150-146	130300030701	25/3-86	133000340022	25/423-61
13770075006	60/240-63	130300030702	25/3-86A	133000733040	25/686-27

Wir vertreiben keine Originalteile.
 Die Nummern dienen lediglich als Beschreibung.



"THE RELIABLE SERVICE"



VERGLEICHSLISTE (OEM)

OEM	Bestell-Nr.	OEM	Bestell-Nr.	OEM	Bestell-Nr.
133700210066	25/231-153	140100080702	25/100-100	162000060745	25/131-218
133700410213	25/477-60	140100080706	60/111-16	162000060750	25/130-234
133700410213	25/486-84	140100130131	25/144-195	162000060751	25/131-234
133700410260	25/485-34	140100130132	25/144-164	162000070700	60/97-33
133700420793	25/6403-14	140100160002	25/200-153	162000070700	60/97-33
133700420801	25/6403-14	140100160004	25/200-306	162000070704	25/35-275
133700440812	25/6438-16	140100160005	25/221-181	162000070744	60/97-33
133700580002	25/1884-76	140100160006	25/212-163	162000070744	60/97-33
133700580004	25/1884-73	140100160012	25/221-181	162000070763	25/35-275
133700580008	25/1884-72	140100160014	25/200-306	162000080702	25/117-192
133700580024	25/1884-26	140180150701	25/75-130	162000080705	60/111-4
133700580217	25/958-44	140181150701	25/75-130	162000080710	25/100-101
133700710023	25/962-46	141100060014	25/144-145	162000080825	25/100-101
133700730025	60/240-100	141185190007	60/162-19	162000080845	60/111-106
133700730095	60/240-100			162000080867	25/117-194
133700770382	25/1971-3	141185190010	60/161-19	162000080877	60/111-107
135700411004	25/6462-51			162000080882	60/111-106
135700411005	25/6451-85	142000040701	25/74-138	162000080883	25/100-102
135700411048	25/486-76	142000040702	25/73-138	162000081001	60/111-4
135700411052	25/6453-121	142000040705	25/74-138	162000081002	60/111-106
135700411053	25/6453-122	142000040706	25/73-138	162000090120	62/920-171
135700411070	25/452-39	142000060001	25/144-164	162000090701	25/60-9
135700431006	25/497-275	142000060011	25/144-161	162000090722	62/930-184
135700580020	25/961-23	142000060012	25/144-162	162000110706	25/66-30
135700580021	25/961-2	142000080703	25/117-191	162000130003	25/144-412
135700580118	25/950-35	142000080704	25/117-190	162000130004	25/144-198
135700580118	25/950-35	142000080709	25/117-193	162000130007	25/144-411
135700580706	25/951-34	142000080734	25/100-78	162000130046	25/144-413
135700733008	25/686-25	142000090220	62/920-172	162000130074	25/144-414
137700410202	25/486-60	142000090295	62/920-173	162000150700	25/75-139
137700410203	25/486-81	142000090700	62/930-43	162000150713	25/75-138
137700410801	25/486-59	142000090700	62/930-184	162000190700	60/161-214
137700410804	25/486-80	142000090700	62/930-209	162000190701	60/161-31
137700410813	25/6461-1	142000130004	25/144-199	162000190702	60/162-31
137700410816	25/6407-105	142000130005	25/144-410	162000190710	60/162-214
137700410816	25/6462-55	142000530011	25/154-180	162000530009	25/153-179
137700410817	25/346-18	142080010711	25/70-138	162000530010	25/154-179
137700410829	25/6425-51	142080040703	25/71-138	162000530011	25/154-181
137700410829	25/6451-36	142080110707	25/66-31	162000530103	25/154-182
137700410830	25/355-32	153700733014	25/686-23	162000530104	25/153-182
137700410830	25/6407-38	155700340029	25/422-31	162000530701	25/151-35
137700410831	25/6462-38	155700340030	25/423-15	162084010704	25/70-139
137700410834	25/6451-26	155700340044	25/422-61	162084010705	25/71-139
137700410854	25/6450-49	155700340049	25/413-62	162084040701	25/73-137
137700410858	25/6425-54	155700340050	25/413-63	162084060704	25/130-219
137700420801	25/353-37	155700713003	25/186-38	162084060712	25/131-219
137700420813	25/346-11	155700730350	25/908-6	190003070035	25/687-23
137700420814	25/361-17	155700750003	69/565-36	190003070036	25/687-25
137700420816	25/361-5	155700750004	25/566-228	190003070116	25/305-81
137700420820	25/352-27	155700750005	25/566-229	190003169634	25/154-176
137700420821	25/365-4	155700750010	25/566-228	190003310075	25/230-305
137700420834	25/6403-7	161000060224	25/154-170	190003310130	25/6407-107
137700420841	25/6408-51	161000090003	25/186-25	190003320061	25/353-35
137700420842	25/6410-32	161100190020	60/162-20	190003326030	25/352-27
137700420843	25/451-12	161100190028	60/161-35	190003326072	25/353-37
137700420844	25/451-18	161200190033	60/162-31	190003326124	25/353-37
137700420845	25/452-17	161500080043	60/111-16	190003326218	25/463-59
137700420849	25/6436-3	162000010700	25/11-97	190003450013	63/1955-472
137700420856	25/6431-16	162000010703	25/13-97	190003452216	63/1955-207
137700420858	25/384-8	162000010706	25/70-139	190003452241	63/1955-245
137700420872	25/6403-62	162000030700	25/32-276	190003452245	63/1955-382
137700420876	25/6406-20	162000030701	25/34-276	190003452246	63/1955-380
137700420878	25/6430-18	162000030705	25/28-97	190003452250	25/1884-27
137700421052	25/353-37	162000030730	25/32-277	190003452276	63/1955-239
137700430812	25/495-68	162000040700	25/74-137	190003862031	25/440-68
137700430813	25/497-281	162000040703	25/71-139	192200280705	60/240-128
137700430816	25/495-67	162000040717	25/41-77	192310280011	60/240-127
137700430817	25/495-68	162000040751	25/73-137	192310280014	60/240-126
137700440812	25/6438-16	162000050702	25/43-77	199000720006	25/185-2
137700550088	25/105-34	162000050703	25/42-77	100520A1	25/6451-35
137700750066	60/240-63	162000050704	25/46-77	100522A1	25/6451-34
137700750067	60/240-63	162000050718	25/45-77	100529A1	25/6407-37
139900130003	25/144-163	162000060005	25/144-135	100529A1	25/6407-37
139900421022	25/6403-96	162000060006	25/144-165	100531A1	25/6450-65
139900580025	25/958-1	162000060007	25/144-166	100532A1	25/6462-37
139900580153	25/1884-72	162000060701	25/143-69	100546A1	25/6403-13
140100010713	25/71-129	162000060702	25/143-68	100552A1	25/6413-6
140100060001	25/144-148	162000060703	25/147-68	100555A1	25/6401-22
140100060002	25/144-149	162000060735	25/130-218	100557A1	25/6438-16

Wir vertreiben keine Originalteile.
 Die Nummern dienen lediglich als Beschreibung.



"THE RELIABLE SERVICE"



VERGLEICHSLISTE (OEM)

OEM	Bestell-Nr.	OEM	Bestell-Nr.	OEM	Bestell-Nr.
100558A1	25/445-9	1090915R1	25/860-302	112243A1(X3)	72/6428-12KT
100559A1	25/6436-9	1091221R1+		112245A1	25/6430-15
100560A1	25/451-15	1091222R1+		112245A1+	
100561A1	25/6430-25	1090915R1	25/860-303	112243A1(X3)+	
100562A1	25/6431-23	1091222R1+		112244A1	72/6428-12KT
100563A1	25/6433-13	1091221R1+		112330A1	70/4170-143
102027A1	25/410-12	1090915R1	25/860-303	112471A1	25/486-77
102161H+		1091223R1+		112474A1	25/6462-50
29214H	25/6410-22	1091224R1+		112493A1	25/6413-8
102408H1	25/479-13	1090915R1	25/860-304	112495A1	25/6430-28
103002A1	25/172-101	1091224R1+		112496A1	25/6436-11
103003A1	25/172-99	1091223R1+		112498A1	25/6431-28
103003A2	25/172-99	1090915R1	25/860-304	112501A1	25/384-13
104753A1	25/150-56	1091348R1+		112508A1	25/497-177
104753A2	25/150-56	1091349R1	25/860-310	112509A1	25/497-178
105471C1	25/371-13	1091349R1+		112514A1	25/497-184
105496H+		1091348R1	25/860-310	112624A1	25/6438-17
105503H	25/352-10	1091350R1+		112923A1	25/740-52
105503H+		1091351R1	25/860-312	1133276R2	60/97-12
105496H	25/352-10	1091351R1+			
107071A1	25/451-12	1091350R1	25/860-312	1133277R2	60/97-4
107072A1	25/451-18	1091566R1+			
107220A1	25/962-30	1091567R1	25/860-233	1133278R2	60/97-11
107577R1+		1091567R1+		1133493R1	60/111-16
298033R91	25/353-10	1091566R1	25/860-233	1133494R1	60/111-16
108157A1	25/876-3	1091796R1+		1133495R1	60/111-16
108160A1+		1091799R1+		1133496R1	60/111-16
108161A1+		1091800R1+		11-33-742-632	25/6413-6
1335039C1	25/860-305	1091797R1	25/860-311	1133958R1	62/930-22
108161A1+		1091796R1+		1133958R1	62/930-54
108160A1+		1091801R1+		1133958R1	62/930-207
1335039C1	25/860-305	1091802R1+		1142296A1	25/452-37
108436A2	70/1987-57	1091797R1	25/860-314	114295A1	25/6433-13
108611H1	25/457-5	1091797R1+		114619C1	25/422-63
1089015R1	63/1980-42	1091799R1+		114621C1	25/417-63
1090913R1+		1091800R1+		114622C1	25/422-63
1091215R1+		1091796R1	25/860-311	114622C2	25/422-63
1091216R1	25/860-300	1091797R1+		114799A1	62/930-52
1090914R1+		1091801R1+		114800A1	62/930-175
1091217R1+		1091802R1+		114843A1	60/240-112
1091218R1	25/860-301	1091796R1	25/860-314	114908A1	60/574-7
1090915R1+		1091799R1+		114910A1	69/566-225
1091219R1+		1091800R1+		115205A1	25/962-27
1091220R1	25/860-302	1091796R1+		115206A1	25/962-28
1090915R1+		1091797R1	25/860-311	116256A1	25/962-20
1091221R1+		1091800R1+		116425A1	25/452-38
1091222R1	25/860-303	1091799R1+		116426A1	25/451-16
1090915R1+		1091796R1+		116928A2	62/930-183
1091223R1+		1091797R1	25/860-311	118250C91	82/9202-105
1091224R1	25/860-304	1091801R1+		118304C1	82/9202-400
1091195R2+		1091802R1+		118304C2	82/9202-400
1091196R2	25/860-230	1091796R1+		118305C3	82/9202-500
1091196R2+		1091797R1	25/860-314	118333A1	25/6433-17
1091195R2	25/860-230	1091802R1+		118777A2	25/409-29
1091197R2+		1091801R1+		119307A3	25/740-56
1091198R2	25/860-231	1091796R1+		119349A1	25/6456-1
1091198R2+		1091797R1	25/860-314	119685A1	25/6433-20
1091197R2	25/860-231	109215C1	60/4200-27	119686A1	25/6433-11
1091199R2+		109268C2	82/9202-600	1202938C92	25/100-86
1091200R2	25/860-232	1094012R91	25/131-27	1202938C93	25/100-86
1091200R2+		1094012R92	25/131-27	120486C1	25/423-55
1091199R2	25/860-232	1094015R92	25/460-14	120488C2	25/422-67
1091215R1+		1094017R92	25/460-13	120490C1	25/417-55
1091216R1+		1094021R91	25/131-25	120697C2	25/317-60
1090913R1	25/860-300	1094034R93	25/460-18	120699C1	25/316-60
1091216R1+		1094366R1	63/1955-382	121449A2	62/930-13
1091215R1+		1094368R1	63/1955-207	121449A2	62/930-140
1090913R1	25/860-300	111218C1	82/9202-404	121905A1	62/930-22
1091217R1+		111218C2	82/9202-404	121905A1	62/930-54
1091218R1+		111373H1	25/457-5	121905A1	62/930-207
1090914R1	25/860-301	112241A1	25/6401-14	121905EX	62/930-54
1091218R1+		112242A1	25/381-9	122259A1	25/6450-33
1091217R1+		112243A1	25/6431-14	122260A1	25/6450-49
1090914R1	25/860-301	112243A1(X3)+		122264A1	25/6450-63
1091219R1+		112244A1+		122265A1	25/6450-66
1091220R1+		112245A1	72/6428-12KT	122268A1	25/6425-57
1090915R1	25/860-302	112244A1	25/6406-15	122270A1	25/6425-56
1091220R1+		112244A1+		122579A1	25/962-33
1091219R1+		112245A1+		123014A1	25/962-23

Wir vertreiben keine Originalteile.
 Die Nummern dienen lediglich als Beschreibung.



"THE RELIABLE SERVICE"



VERGLEICHSLISTE (OEM)

OEM	Bestell-Nr.	OEM	Bestell-Nr.	OEM	Bestell-Nr.
123938A1	25/417-49	130100010737(X5)	25/2-101A	1329039C1	60/156-3
124439A1	25/35-281	130100010754(X2)+		1329039C1	60/156-3
124442A1	25/38-281	130100010738(X4)	25/2-100B	1329039C1	60/156-3
124482A1	25/6438-18	130100010754(X2)+		1329161C1	25/144-186
124913H1	25/457-5	130100010738(X5)	25/2-101B	1329196C1	25/1-55
1250629C91	82/9202-105	130100010754(X2)+		1330875C1	25/4000-54
125849A1	62/920-167	130100010739(X4)	25/2-100C	1330876C1	25/4011-9
126-139	25/2830-150	130100010754(X2)+		1330877C1	25/4011-8
126141A1	25/2310-24LH	130100010739(X5)	25/2-101C	1330902C1	25/4047-35
126143A1	25/2310-24RH	130100030709(X3)	25/3-100A	1330903C1	25/4047-34
126144A1	25/495-67	130100030709(X4)	25/3-101A	1330904C1	25/4072-40
126145A1	25/495-68	130100030710(X3)	25/3-100B	1330904C2	25/4072-40
126266A1	25/874-23	130100030710(X4)	25/3-101B	1330930C1	25/4038-7
126317A2	25/4072-33	130100030711(X3)	25/3-100C	1330930C2	25/4038-7
1265510C1	60/161-16	130100030711(X4)	25/3-101C	1330931C1	25/4039-7
1265511C1	60/162-16	130100030714(X3)	25/3-100	1330931C2	25/4039-7
1267688C2	25/108-66	130100030714(X4)	25/3-101	133112A1	25/446-34
1267688C3	25/108-66	130100041001(X2)+		1-33-123-004	25/226-25
1269349C91	25/221-60	130100041002(X2)	25/37-278	1-33-135-155	25/410-63
127442A1	25/4072-41	130100041002(X2)+		1-33-135-418	25/410-63
1276403C1	82/9202-500	130100041001(X2)	25/37-278	1-33-141-023	25/486-76
1277261C1	25/581-40	130145A1	25/6450-67	1-33-141-024	25/486-87
1277451C1	25/492-19	130148A1	25/6450-64	1-33-141-040	25/486-88
1277452C1	25/491-28	130194A1	25/6451-35	1-33-141-045	25/486-86
1280263C1	25/872-21	130300010724(X2)+		1-33-147-137	25/560-35
1280333C2	82/9202-500	130300010726(X2)	25/6-86	1-33-147-147	25/560-35
1280658C1	25/492-24	130300010726(X2)+		1-33-153-001	25/150-142
1280662C1	25/491-25	130300010724(X2)	25/6-86	1-33-153-014	25/153-171
1280949C1	25/962-50	130915A1	25/172-98	1-33-153-016	25/150-143
128114A1	25/316-59	131312C1	25/353-28	1-33-153-018	25/150-144
1282063C2	25/703-48	131312C1+		1-33-153-027	25/153-170
1282082C2	25/701-10	871244R1	25/354-11	1-33-153-060	25/150-142
1283028C2	82/9202-401	131403C1	25/144-189	1-33-153-216	25/150-143
1283826C2	25/105-32	131413C1	60/4200-27	1-33-153-218	25/150-144
1284622C1	25/872-11	1-31-723-101	25/228-25	1-33-155-302	25/172-107
1284622C2	25/872-11	1-31-775-110	60/240-52	1-33-155-305	25/172-106
1284636C2	25/870-9	1-31-7751110	60/240-52	1-33-155-345	25/172-106
1284737C1	60/4200-47	1-31-775-810	60/240-52	1-33-155-600	25/105-33
1284740C2	25/4114-17	131786A1	25/420-17	1331848C1	25/686-21
1284828C1+		131787A1	25/420-14	1331849C1	25/686-22
1284829C1	25/860-234	131788A1	25/420-16	1331855C1	25/700-70
1284829C1+		132024A2	70/1987-52	1331855C2	25/700-70
1284828C1	25/860-234	132149A1	60/162-216	1331855C3	25/700-70
1285140C1	25/107-37	132151A1	60/161-216	1331863C2	25/8163-1
1285140C2	25/107-37	1-32-273-080	25/908-6	1-33-241-048	25/486-60
1285974C1	25/316-58	1-32-273-083	69/902-9	1332420C1	25/872-22
1285975C2	25/317-58	1-32-275-001	25/566-226	1-33-247-015	25/560-35
128604A1	25/492-18	1-32-275-004	25/566-227	1332511C1	25/874-22
128609A1	25/491-27	1-32-373-037	25/908-6	1332551C1	25/870-107
1287590C1	60/240-43	1-32-375-101	69/565-123	1332805C2	25/496-17
1287734C91	25/410-12	1-32-547-001	25/560-35	1333179C1	25/107-27
1287734C92	25/410-12	1-32-547-021	25/560-35	133323C91	25/841-22
1287843C91	25/410-15	1-32-573-072	60/641-28	1333266C1	25/863-16
1287843C92	25/410-15	1-32-575-003	69/565-122	1334477C1	25/154-166
1287844C91	25/410-62	1-32-575-005	69/565-102	1334973C2+	
1287846C91	25/410-12	1-32-575-300	25/566-232	1334974C2+	
1288228C1	25/411-13	1-32-575-301	25/566-231	1335025C1	25/860-236
1288229C1	25/411-12	1-32-575-302	60/641-19	1334973C2+	
1289072C1	25/153-166	1-32-575-303	60/641-12	1334974C2+	
129792A1	25/6438-5	1-32-575-310	25/566-233	1335026C1	25/860-237
13/1417	70/4170-30	1328077C1	70/1987-18	1334973C2+	
130100010737(X4)+		1328080C1	63/1980-45	1334974C2+	
130100010754(X2)	25/2-100A	1328276C1	60/240-43	1335028C1	25/860-238
130100010737(X5)+		1328453C1	25/874-23	1334973C2+	
130100010754(X2)	25/2-101A	1328477C1+		1334974C2+	
130100010738(X4)+		245911C1	25/967-107	1335037C1	25/860-239
130100010754(X2)	25/2-100B	1328477C1+		1334973C2+	
130100010738(X5)+		3223052R1	25/967-107	1334974C2+	
130100010754(X2)	25/2-101B	1328504C1	25/4073-13	1335038C1	25/860-240
130100010739(X4)+		1328550C1	25/4047-13	1334974C2+	
130100010754(X2)	25/2-100C	1328552C1	70/4170-28	1334973C2+	
130100010739(X5)+		1328553C1	70/4170-29	1334974C2	25/860-239
130100010754(X2)	25/2-101C	1328655C91	69/565-22	1334974C2+	
130100010744(X4)	25/2-100	1328701C1	25/962-16	1334973C2+	
130100010744(X5)	25/2-101	1328701C2	25/962-16	1335025C1	25/860-236
130100010754(X2)	25/6-100	1328723C91	25/150-51	1334974C2+	
130100010754(X2)+		1328723C92	25/150-51	1334973C2+	
130100010737(X4)	25/2-100A	1329020C2	60/97-12	1335026C1	25/860-237
130100010754(X2)+					

Wir vertreiben keine Originalteile.
 Die Nummern dienen lediglich als Beschreibung.



"THE RELIABLE SERVICE"



VERGLEICHSLISTE (OEM)

OEM	Bestell-Nr.	OEM	Bestell-Nr.	OEM	Bestell-Nr.
1334974C2+		1-33-741-036	25/6451-86	134122A1	25/172-94
1334973C2+		1-33-741-037	25/6407-100	1-34-172-026	25/1931-78
1335028C1	25/860-238	1-33-741-605	25/6425-56	1-34-172-045	25/189-59
1334974C2+		1-33-741-606	25/6451-34	1-34-173-010	25/1918-105
1334973C2+		1-33-741-608	25/6407-39	1-34-173-011	25/1918-104
1335038C1	25/860-240	1-33-741-609	25/6451-35	1-34-174-011	70/1987-55
1334975C2+		1-33-741-610	25/6425-57	1-34-174-082	70/1987-54
1334976C2+		1-33-741-613	25/486-79	1-34-176-047	25/1912-172
1335049C1	25/860-315	1-33-741-618	25/6408-49	1-34-176-048	25/1912-171
1334975C2+		1-33-741-619	25/6462-37	1-34-176-060	25/1912-174
1334976C2+		1-33-741-632	25/6407-37	1-34-176-061	25/1912-173
1335050C1	25/860-317	1-33-741-636	25/6407-47	1-34-177-178	25/851-16
1334975C2+		1-33-741-637	25/6407-102	1341819C1	25/585-51
1334976C2+		1-33-741-643	25/6462-39	1342525C2	25/6451-23
98686C2+		1-33-741-656	25/440-65	1342526C2	25/6451-14
98687C2	25/860-316	1-33-741-661	25/6462-52	1342705C1	25/6403-121
1334975C2+		1-33-741-671	25/6450-66	1342707C1	25/6404-11
1334976C2+		1-33-741-672	25/6450-63	1342708C1	25/6403-95
98688C2+		1-33-741-674	25/495-188	1342710C1	25/6404-10
98689C2	25/860-318	1-33-741-675	25/497-151	1342711C1	25/6403-14
1334976C2+		1-33-741-680	25/6450-63	1342712C1	25/6405-64
1334975C2+		1-33-741-681	25/6450-66	1342713C1	25/6405-63
1335049C1	25/860-315	1-33-741-703	25/6413-10	1342715C1	25/6403-14
1334976C2+		1-33-741-712	25/6407-104	1342716C1	25/6405-9
1334975C2+		1-33-741-717	25/6450-69	1342717C1	25/6405-8
1335050C1	25/860-317	1-33-742-059	25/6433-19	1342718C1	25/6404-12
1334976C2+		1-33-742-061	25/6430-31	1342719C1	25/6403-96
1334975C2+		1-33-742-086	25/6408-81	1342720C1	25/6405-67
98686C2+		1-33-742-348	25/6403-14	1342721C1	25/6405-66
98687C2	25/860-316	1-33-742-601	25/346-16	1343659C2	25/640-218
1334976C2+		1-33-742-618	25/355-28	1343825C1	25/870-32
1334975C2+		1-33-742-629	25/6403-62	1344062C1	25/851-20
98688C2+		1-33-742-633	25/6436-9	1344063C1	25/851-16
98689C2	25/860-318	1-33-742-635	25/451-16	1-34-519-375	25/871-48
1335025C1+		1-33-742-637	25/6431-23	1-34-543-236	25/108-62
1334973C2+		1-33-742-638	25/6433-13	1-34-543-520	25/198-27
1334974C2	25/860-236	1-33-742-641	25/6401-22	1-34-543-558	25/198-27
1335026C1+		1-33-742-642	25/6430-25	1-34-543-580	25/198-25
1334973C2+		1-33-742-645	25/6410-45	1345726C1	25/422-60
1334974C2	25/860-237	1-33-742-646	25/452-38	1-34-584-216	60/4200-17
1335028C1+		1-33-742-671	25/6430-32	1-34-584-630	60/4200-44
1334973C2+		1-33-742-674	25/6413-7	1346028C1	60/641-29
1334974C2	25/860-238	1-33-742-687	25/451-18	1346098C1	25/560-38
1335037C1+		1-33-742-688	25/451-12	1-34-621-042	70/4170-144
1334973C2+		1-33-742-689	25/6433-11	1-34-621-052	70/4170-145
1334974C2	25/860-239	1-33-742-691	25/6401-15	1-34-621-053	70/4170-146
1335038C1+		1-33-742-706	25/6436-10	1-34-621-080	25/4039-43T
1334973C2+		1-33-742-710	25/6430-27	1-34-621-081	25/4038-43T
1334974C2	25/860-240	1-33-742-715	25/6431-26	1-34-621-090	25/4039-43T
1335039C1+		1-33-742-716	25/6433-15	1-34-621-090	25/4039-43T
108160A1+		1-33-742-717	25/384-12	1-34-621-091	25/4038-43T
108161A1	25/860-305	1-33-742-722	25/6430-34	1-34-621-098	25/870-60
1335049C1+		1-33-742-725	25/6430-33	1-34-621-099	25/870-60
1334975C2+		1-33-742-733	25/6433-14	1-34-643-039	25/198-26
1334976C2	25/860-315	1-33-742-746	25/353-36	1-34-643-061	25/409-57
1335049C1+		1-33-742-750	25/352-26	1-34-643-062	25/409-58
1534897C1+		1-33-742-757	25/6431-30	1-34-643-081	25/108-67
1534898C1	25/860-319	1-33-742-758	25/6433-18	1-34-643-098	25/108-63
1335050C1+		1-33-742-760	25/6430-30	1-34-643-128	25/198-24
1334975C2+		1-33-743-002	25/495-279	1-34-643-139	25/198-26
1334976C2	25/860-317	1-33-743-003	25/497-279	1-34-643-170	25/198-26
1335050C1+		1-33-743-010	25/495-278	1-34-643-424	25/108-64
1534897C1+		1-33-743-011	25/497-278	1-34-643-425	25/108-68
1534898C1	25/860-321	1-33-743-601	25/495-230	1-34-643-531	25/108-64
1335077C2	25/962-15	1-33-743-602	25/497-177	1-34-643-533	25/108-69
133720A1	60/161-213	1-33-743-603	25/495-231	1-34-671-010	25/4004-19T
133721A1	60/162-213	1-33-743-604	25/497-178	1-34-671-040	25/4004-19T
1-33-735-020	25/411-63	1-33-743-611	25/495-232	1-34-671-050	25/4004-19T
133736C1	60/240-42	1-33-743-613	25/497-141	1-34-671-060	25/4004-19T
133736C1	60/240-86	1-33-743-614	25/495-233	1-34-671-062	25/4072-91T
1-33-741-001	25/6431-31	1-33-743-617	25/495-234	1-34-671-067	25/4001-21
1-33-741-006	25/6407-107	1-33-743-619	25/495-235	1-34-671-069	25/4016-21T
1-33-741-012	25/6425-59	1-33-743-620	25/495-233	1-34-671-070	25/4015-21T
1-33-741-013	25/6425-58	1-33-744-612	25/6408-83	1-34-671-071	25/4072-90T
1-33-741-014	25/6450-68	1-33-753-001	25/151-34	1-34-671-074	25/4043-19T
1-33-741-018	25/6436-13	1-33-755-004	25/105-33	1-34-671-075	25/4045-19T
1-33-741-022	25/6413-9	1340201C1	70/4170-96	1-34-671-080	25/4015-21T
1-33-741-034	25/6408-82	1341163C3	25/423-59	1-34-671-084	25/4043-19T
1-33-741-036	25/6425-52	1341170C1	25/422-59	1-34-671-085	25/4045-19T

Wir vertreiben keine Originalteile.
 Die Nummern dienen lediglich als Beschreibung.



"THE RELIABLE SERVICE"



VERGLEICHSLISTE (OEM)

OEM	Bestell-Nr.	OEM	Bestell-Nr.	OEM	Bestell-Nr.
1-34-671-086	25/4071-36T	137651A1+		151734R91	25/449-12
1-34-671-090	25/4004-19T	137650A1	25/860-331	1530133C1	25/185-2
1-34-671-091	25/4072-90T	137845A1	25/11-106	1530233C1	60/161-204
1-34-671-092	25/4072-91T	138207A1	62/930-21	1530233C1	60/161-204
1-34-671-099	25/4016-21T	138207A1	62/930-55	1530234C1	60/162-204
1-34-671-103	25/870-108	138207A1	62/930-206	1530234C1	60/162-204
1-34-672-400	25/1931-52	138523A1	25/495-190	1530289C1	62/930-94
1-34-673-001	25/1918-109	138523A1	25/495-190	1530289C1	62/930-124
1-34-673-002	25/1918-108	138866A1	25/6438-17	1530319C1	25/73-142C
1-34-673-102	25/1918-108	138867A1	25/6408-49	1530354C1	62/920-30
1-34-673-210	25/1918-109	139189C1	25/423-56	1530357C1	25/58-19
1-34-673-222	25/1918-108	1397421032	25/355-31	1530359C1	62/930-92
1-34-674-003	70/1987-39	1-40-158-047	25/965-31	1530459C1	69/565-237
1-34-674-006	70/1987-46	1-40-171-022	25/1970-3	1530703C1+	
1-34-674-011	70/1987-46	1-40-172-001	25/189-205	1530704C1	25/860-327
1-34-676-001	25/1912-206	1-40-172-016	63/1931-34	1530704C1+	
1-34-676-002	25/1912-205	1-40-172-212	63/1931-35	1530703C1	25/860-327
1-34-677-017	25/851-22	1-40-258-008	25/950-34	1530744C1	25/580-11
1-34-677-082	25/853-14	1-40-258-061	25/1884-70	1531203C1	25/496-193
1-34-677-083	25/853-15	1-40-258-062	25/1884-90	1531204C1	25/497-223
1-34-684-036	60/4200-269	1-40-258-111	25/965-32	1531204C1	25/581-9
1-34-684-076	82/9202-406	1-40-558-014	25/965-33	1531206C1	25/496-192
1-34-684-206	60/4200-270	1-40-571-105	25/180-32	1531323C1	25/108-60
1-34-701-577	25/872-64	1-40-758-024	25/965-31	1531323C2	25/108-60
1-34-703-139	25/870-108	141368A1	25/6433-16	1531353C2	25/105-31
1347344C1	25/463-58	141370A1	25/6431-28	1531481C1	25/187-28
1347345C1	25/463-58	141569A2	25/153-186	1531481C2	25/187-28
1-34-743-001	25/962-52	141570A1	25/154-186	1531489C1	25/876-1
1-34-773-007	25/1919-97	142080010705(X4)	25/2-97A	1531490C1	25/876-2
1-34-773-009	25/1919-99	142080010705(X5)	25/2-98A	1531948C1	25/409-55
1-34-773-014	25/1919-99	142080010705(X7)	25/2-99A	1531970C1+	
1-34-776-008	25/1913-168	142080010706(X4)	25/2-97B	1531971C1	25/860-326
1-34-776-010	25/1913-169	142080010706(X5)	25/2-98B	1531971C1+	
1-34-776-014	25/1913-205	142080010706(X7)	25/2-99B	1531970C1	25/860-326
1-34-777-002	25/852-2	143417A2	25/962-31	1531972C1+	
1-34-777-042	25/852-3	143417A3	25/962-31	1531973C1	25/860-325
134779A1	25/409-29	143469C2	82/9202-402	1531973C1+	
1347918C1	25/687-22	143481C2	60/4200-27	1531972C1	25/860-325
1347919C1	25/687-21	144454A1	25/346-18	1531974C1+	
1348047C1	25/700-66	144465A1	25/6403-62	1531975C1	25/860-324
1348048C2	25/700-40	144465A1	25/6403-62	1531975C1+	
1348053C2	25/701-40	144611A1	25/6425-54	1531974C1	25/860-324
1348082C1	25/711-5	144730A1	25/4012-32	1532068C1	62/920-34
1349058C1	25/361-5	144731A1	25/4073-22	1532068C1	62/920-102
1349059C1	25/346-17	144759A1	25/4047-28	1532287C1	25/758-7
1349125C1	25/355-15	144768A1	25/4000-48	1532312C1	25/773-3
1349126C1	25/359-3	144794A1	25/4072-36	1532371C2	25/950-16
1349265C1	25/6408-51	144947A2	25/870-35	1532372C1	25/950-17
1349265C1	25/6408-51	144950A1	25/4038-13	1532382C1	25/951-16
135371A1	25/851-21	144969A1	25/4039-13	1532777C3	25/6418-10
135506A1	25/200-56	144986A1	25/4004-1	1533258C1	25/700-66
135506A2	25/200-56	15/1276	62/920-10	1533260C1	25/703-66
135507A1	25/212-32	1500021C1	25/409-15	1533739C1	25/951-34
135507A2	25/212-32	1500087C1	25/303-84	1533773C1	25/4114-17
135508A1	25/200-60	1500491C1	25/177-22	1533773C2	25/4114-17
135509A1	25/212-36	1500492C1	25/177-23	1533805C1	25/172-97
135691A3	25/150-161	1500494C92	25/172-16	1533880C1	25/1971-3
1-35-727-011	25/384-13	1500610C1	25/4020-11	1533899C1	25/1970-3
1-35-727-043	25/6438-16	1500610C2	25/4020-11	1534022C1	25/6418-10
135823A1	25/495-188	1500626C92	25/151-12	1534118C1	25/962-49
135824A1	25/495-189	1500655C91	25/200-45	1534163C1	25/965-30
136990A1	25/6425-53	1500655C91	25/200-45	1534202C1	25/6418-10
137047A1	25/495-242	1500655C92	25/200-45	1534204C1	25/6418-10
137048A1	25/495-241	1500655C93	25/200-45	1534229C1	25/962-26
137203A1	63/1980-63	1500716C1	25/177-23	1534361C2	25/958-27
137644A1+		1500941C1	25/4073-15	1534526C1	25/186-21
137647A1	25/860-330	1502057C1	25/303-84	1534526C2	25/186-21
137645A1+		1502065C1	25/153-160	1534897C1+	
137648A1	25/860-329	1502155C91	60/111-3	1534898C1+	
137646A1+				1335049C1	25/860-319
137649A1	25/860-328			1534897C1+	
137647A1+				1534898C1+	
137644A1	25/860-330	1502231C91	25/4114-17	1335050C1	25/860-321
137648A1+		1502268C1	25/495-276	1534897C1+	
137645A1	25/860-329	1502269C1	25/497-275	1534898C1+	
137649A1+		1502269C2	25/497-275	1534919C1+	
137646A1	25/860-328	1502272C1	25/6415-2	1534920C1	25/860-320
137650A1+		1502294C1	70/2935-64	1534897C1+	
137651A1	25/860-331	1502351C1	25/965-25	1534898C1+	

Wir vertreiben keine Originalteile.
 Die Nummern dienen lediglich als Beschreibung.



"THE RELIABLE SERVICE"



VERGLEICHSLISTE (OEM)

OEM	Bestell-Nr.	OEM	Bestell-Nr.	OEM	Bestell-Nr.
1534921C1+		1534910C1+		162000010714(X2)	25/6-97
1534922C1	25/860-322	1534899C1+		162000010781(X4)	25/2-97
1534898C1+		1534900C1+		162000010781(X5)	25/2-98
1534897C1+		1534909C1	25/860-309	162000010781(X7)	25/2-99
1335049C1	25/860-319	1534919C1+		162000030702(X3)	25/3-97
1534898C1+		1534897C1+		162000030702(X4)	25/3-98
1534897C1+		1534898C1+		162000030702(X6)	25/3-99
1335050C1	25/860-321	1534920C1	25/860-320	162000030723(X3)	25/3-97A
1534898C1+		1534920C1+		162000030723(X4)	25/3-98A
1534897C1+		1534897C1+		162000030723(X6)	25/3-99A
1534919C1+		1534898C1+		162000030724(X3)	25/3-97B
1534920C1	25/860-320	1534919C1	25/860-320	162000030724(X4)	25/3-98B
1534898C1+		1534921C1+		162000030724(X6)	25/3-99B
1534897C1+		1534897C1+		162000040705(X2)+	
1534921C1+		1534898C1+		162000040706	25/37-275
1534922C1	25/860-322	1534922C1	25/860-322	162000040706+	
1534899C1+		1534922C1+		162000040705(X2)	25/37-275
1534900C1+		1534897C1+		170234R1+	
1534903C1+		1534898C1+		392679R91	25/353-9
1534904C1	25/860-306	1534921C1	25/860-322	175957A1	25/361-16
1534899C1+		1535071C1	25/4073-21	175976A1	25/6430-27
1534900C1+		1535071C2	25/4073-21	175978A1	25/6433-15
1534905C1+		1535079C1	25/4072-32	175979A1	25/6431-25
1534906C1	25/860-307	1535079C2	25/4072-32	175984A1	25/6436-10
1534899C1+		1535088C2	25/4012-29	175989A1	25/384-12
1534900C1+		1535093C1	25/4000-45	176978A1	25/6433-15
1534907C1+		1535093C2	25/4000-45	177239A2	25/1912-165
1534908C1	25/860-308	1535097C1	63/1980-66	177356A1	60/240-70
1534899C1+		1535113C1	25/4022-22	177499A2	25/962-21
1534900C1+		1535113C2	25/4022-22	177500A1	25/187-29
1534909C1+		1535114C1	25/4021-22	177500A2	25/187-29
1534910C1	25/860-309	1535114C2	25/4021-22	178317A1	25/189-52
1534900C1+		1535126C1	70/4170-92	178318A1	25/189-51
1534899C1+		1535127C1	70/4170-93	178345A1	63/1931-51
1534903C1+		1535332C1	63/1980-66	1801089C1	60/156-3
1534904C1	25/860-306	1535643C1	25/851-16	1801090C1	60/156-3
1534900C1+		1536056C1	25/863-16	180501A1	25/154-164
1534899C1+		1536092C1	25/961-2	180502A1	25/153-164
1534905C1+		1536373C1	25/150-74	180503A1	25/153-165
1534906C1	25/860-307	1536396C1	25/704-12	1806189C1	25/144-184
1534900C1+		1536489C1	25/153-163	1806470C91	25/31-185
1534899C1+		1536644C1	25/177-23	1806958C2	25/86-20
1534907C1+		1537104C1	25/144-132	1806958C4	25/86-20
1534908C1	25/860-308	1537306C2	25/6447-14	1808412C91	25/296-13
1534900C1+		1537382C1	25/4114-24	1808413C91	25/296-14
1534899C1+		1537604C1	25/6451-35	1808413C92	25/296-14
1534909C1+		1537605C1	25/6451-34	182027A2	25/4072-24
1534910C1	25/860-309	1537609C1	25/6425-56	182028A1	25/4073-14
1534903C1+		1537611C1	25/495-242	184299A1	25/153-167
1534899C1+		1537612C1	25/495-241	185106C91	25/479-14
1534900C1+		1537615C1	25/585-50	185631A1	25/200-60
1534904C1	25/860-306	1537617C1	25/580-10	185631A2	25/200-60
1534904C1+		1537618C1	25/6407-37	186489A1	25/154-167
1534899C1+		1537621C1	25/6450-65	187110A1	25/1955-885
1534900C1+		1537622C1	25/6462-37	187140A1	25/1913-164
1534903C1	25/860-306	1537625C1	25/353-35	187471A1	60/161-164
1534905C1+		1537627C1	25/361-15	187472A1	60/162-164
1534899C1+		1537634C1	25/6403-13	188590A1	62/920-122
1534900C1+		1537637C1	25/6402-30	188842A1	25/580-9
1534906C1	25/860-307	1537640C1	25/6413-6	189330A1	62/930-13
1534906C1+		1537641C1	25/6408-49	189330A1	62/930-140
1534899C1+		1537644C1	25/6438-16	189447A2	25/870-33
1534900C1+		1537645C1	25/445-9	190029A4	25/4016-20T
1534905C1	25/860-307	1537649C1	25/6430-25	190030A4	25/4015-20T
1534907C1+		1537681C1	25/6418-8	190034A4	25/4001-20
1534899C1+		1537682C1	25/6429-1	190034A5	25/4001-20
1534900C1+		1537839C1	25/6447-13	191259A2	25/221-60
1534908C1	25/860-308	1537868C1	25/6430-30	191260A1	25/212-36
1534908C1+		1537869C1	25/6431-30	191299A1	25/416-29
1534899C1+		1537872C1	25/491-26	192001A2	25/4043-18T
1534900C1+		1538016C1	25/497-222	192002A2	25/4045-18T
1534907C1	25/860-308	1539022C1	25/200-51	192003A5	25/4039-30
1534909C1+		1541701C1	25/441-24	192004A4	25/4039-31
1534899C1+		1546461C1	25/186-22	192004A5	25/4039-31
1534900C1+		1546461C2	25/186-22	192036A1	70/1987-22
1534910C1	25/860-309	1546817C2	25/4038-8	192708A1	25/440-10
		1546818C2	25/4039-8	1930181(X3)	25/3-67
		1547442C1	25/107-21	1930181(X4)	25/3-84
		15943DA	25/476-12	1930182(X3)	25/3-67A

Wir vertreiben keine Originalteile.
 Die Nummern dienen lediglich als Beschreibung.



"THE RELIABLE SERVICE"



VERGLEICHSLISTE (OEM)

OEM	Bestell-Nr.	OEM	Bestell-Nr.	OEM	Bestell-Nr.
1930182(X4)	25/3-84A	1964245C1	25/352-25	1966295C1(X4)	25/2-106A
1930183(X3)	25/3-67B	1964252C1	25/462-60	1966298C1(X5)+	
1930183(X4)	25/3-84B	1964258C1	25/6452-5	1966295C1(X5)	25/2-107A
1930201(X3)	25/3-68	1964258C1	25/6452-63	1966299C1(X4)+	
1930201(X4)	25/3-85	1964535C2	25/961-2	1966296C1(X4)	25/2-106B
1930202(X3)	25/3-68A	1964538C1	25/962-35	1966299C1(X5)+	
1930202(X4)	25/3-85A	1964651C1+		1966296C1(X5)	25/2-107B
1930203(X3)	25/3-68B	1964835C1	25/967-108	1966300C1(X6)	25/3-106
1930203(X4)	25/3-85B	1964744C1	25/1912-164	1966300C1(X8)	25/3-107
1930812(X4)	25/2-67	1964745C1	25/1912-163	1966301C1(X6)	25/3-106A
1930812(X5)	25/2-84	1964831C2	25/951-18	1966301C1(X8)	25/3-107A
1930813(X4)	25/2-67A	1964831C2	25/951-33	1966302C1(X6)	25/3-106B
1930813(X5)	25/2-84A	1964835C1+		1966302C1(X8)	25/3-107B
1930814(X4)	25/2-67B	1964651C1	25/967-108	1966393C1	25/43-87
1930814(X5)	25/2-84B	1964848C1	25/1884-91	1966435C1	25/42-87
193137A2	25/740-32	1964853C1	25/1970-4	1966437C1	25/34-281
193149A1	25/746-12	1964878C2	25/189-47	1966438C1	25/32-281
193373A1	25/417-63	1964883C2	25/189-48	1966442C1	25/73-142A
193432A1	62/930-202	1964884C2	25/189-47	1966443C1	25/73-142B
193432A2	62/930-202	1964937C1	25/1918-100	1966444C1	25/73-142D
193855A2	25/172-101	1964938C1	25/1918-101	1966466C1	25/28-106
194114A1+		1964945C3	25/962-25	1966512C1	25/144-139
245916C1	25/967-105	1964945C4	25/962-25	1966513C1	25/144-138
195215A1	25/6403-62	1964980C2	25/189-48	1966515C1	60/111-5
1954221C3	25/702-48	1964989C1	25/1971-4		
1954223C2	25/702-7	1965053C2	25/107-27	1966518C1	25/100-59
1958611C4	25/844-45RH	1965062C1	25/107-38	1966539C1	25/117-202
1958612C2	25/844-45LH	1965067C1	25/107-30	1966553C1	60/240-94
1961058C2	25/200-120	1965088C1	25/108-59	1966557C1	25/231-72
1962381C1	25/177-20	1965646C2	25/702-66	1966557C1	25/231-142
1963855C1	25/352-25	1965995C9I	25/740-20	1966559C1	25/365-4
1963858C1	25/462-60	1965996C9	25/1101-12K	1966566C1	25/441-8
1964053C1	25/200-53	1966001C1	25/42-87	1966574C1	25/346-16
1964053EX	25/200-53	1966038C1	25/6425-42	1966602C1	25/6401-23
1964054C1	25/200-55	1966042C1	25/6451-84	1966603C1	25/384-14
1964054EX	25/200-55	1966043C1	25/352-7	1966604C1	25/361-15
1964055C1	25/200-116	1966125C1	25/497-150	1966616C1	25/230-308
1964055EX	25/200-116	1966127C1	25/497-151	1966618C1	25/231-143
1964057C1	25/200-60	1966128C1	25/495-188	1966643C1	25/6436-12
1964059C1	25/200-121	1966129C1	25/495-189	1966647C1(X4)	25/6-106
1964060C1	25/200-120	1966145C1	25/6438-19	1966692C1	25/11-106
1964060C2	25/200-120	1966149C2	25/6461-1	1966693C1	25/13-106
1964060EX	25/200-120	1966149C2	25/6461-2	1966894C1	25/352-29
1964061C1	25/200-121	1966150C1	25/495-187	1966927C1	25/958-56
1964061EX	25/200-121	1966151C1	25/495-186	1966928C1	25/953-18
1964072C1	25/324-17	1966164C1	25/6462-53	1966929C1	25/951-17
1964088C1	25/212-32	1966169C1	25/6410-41	1966930C1	25/950-10
1964089C1	25/212-36	1966186C1	25/6462-35	1966930C1	25/950-52
1964090C1	25/212-38	1966187C1	25/6453-118	1966952C1	25/1919-96
1964139C1	25/412-27	1966188C1	25/6453-119	1966953C1	25/1913-190
1964142C1	25/372-21	1966189C1	25/6453-120	1966964C1	60/162-38
1964146C1	25/221-53	1966191C1	25/6407-39	1966965C1	60/161-38
1964146C1	25/221-53E	1966191C1	25/6407-39	1966998C1	25/441-8
1964146EX	25/221-53	1966194C1	25/355-28	1967011C1	25/72-49
1964148C1	25/212-12	1966195C1	25/6407-106	1967013C1	25/72-50
1964148EX	25/212-12	1966201C1	25/6408-49	1967014C1	25/71-49
1964150C1	25/221-55	1966202C1	25/6430-29	1967014C2	25/71-49
1964150EX	25/221-55	1966206C1	25/6433-17	1967014C3	25/71-49
1964154C1	25/221-116	1966208C1	25/6425-55	1967500C1	25/497-182
1964154EX	25/221-116	1966215C1	25/486-78	1967535C1	25/6462-38
1964156C1	25/420-17	1966269C1	25/6431-29	1967535C1	25/6462-38
1964167C1	25/403-14	1966279C1	60/97-36	1967554C1	25/6403-7
1964168C1	25/403-13	1966294C1(X4)+		1967581C1	25/551-19
1964185C1	25/403-14	1966297C1(X4)	25/2-106	1967605C1	25/6407-47
1964205C1	25/412-17	1966294C1(X5)+		1967699C1	25/959-3
1964205C1	25/412-17	1966297C1(X5)	25/2-107	1967776C1	25/1918-189
1964217C1	25/6464-1	1966295C1(X4)+		1967790C1	25/103-15
1964223C1	25/221-58	1966298C1(X4)	25/2-106A	1967795C1	25/181-30
1964223C2	25/221-58	1966295C1(X5)+		1967851C1	69/566-131
1964224C1	25/221-58	1966298C1(X5)	25/2-107A	1967852C1	69/565-237
1964224EX	25/221-58	1966296C1(X4)+		1967852C1	69/565-237
1964232C1	25/6467-1	1966299C1(X4)	25/2-106B	1967872C1	25/172-104
1964233C1	25/6467-2	1966296C1(X5)+		1967900C1	25/186-20
1964234C1	25/6467-3	1966299C1(X5)	25/2-107B	1967900C1	25/186-20
1964235C2	25/6408-78	1966297C1(X4)+		1967936C1	25/497-189
1964236C1	25/6408-19	1966294C1(X4)	25/2-106	1967937C1	25/497-190
1964238C1	25/6451-35	1966297C1(X5)+		1967974C1	25/497-187
1964243C1	25/6451-26	1966294C1(X5)	25/2-107	1967975C1	25/497-183
1964245C1	25/352-7	1966298C1(X4)+		1967976C1	25/497-188

Wir vertreiben keine Originalteile.
 Die Nummern dienen lediglich als Beschreibung.



"THE RELIABLE SERVICE"



VERGLEICHSLISTE (OEM)

OEM	Bestell-Nr.	OEM	Bestell-Nr.	OEM	Bestell-Nr.
1968356C1	25/221-60	1984949C1	63/1955-410	2222K	25/460-21
1968356EX	25/221-60	1986961C1	69/565-22	2223K	25/460-22
1968450C1	25/6402-32	1986962C1	69/565-23	222421A1	60/161-92
1968451C1	25/6459-1	1986962C1	69/565-23	222422A1	60/162-92
1968452C1	25/6402-33	1986962C1	69/566-23	222890A5	25/150-157
1968454C1	25/6402-35	1986963C1	69/565-4	223807A1	25/200-307
1968455C1	25/6459-3	1986963C1	69/566-4	223808A1	25/221-183
1968463C1	25/497-60	1986964C1	69/565-8	223816A1	25/221-182
1968464C1	25/495-60	1987397C2	25/961-2	224072A1	25/700-40
1968468C1	25/497-60	1987422C1	25/958-52	224249A2	25/740-56
1968469C1	25/495-264	1987424C1	25/950-33	224250A1	25/760-67
1968473C1	25/495-263	1987452C1	25/965-29	224250A2	25/760-67
196955A1	60/240-124	1987599C2	25/172-100	224251A1	25/760-68
1970820C1	25/177-21	1989749C1	63/1980-66	224251A2	25/760-68
1970876C3	25/231-110	1989749C2	63/1980-66	224496A1	25/231-307
1970910C1	25/177-22	1990756C1	82/9202-501	224621A1	25/1918-103
1971050C1	25/324-4	1990756C2	82/9202-501	224621A2	25/1918-103
1971138C1	25/410-16	1990758C2	82/9202-402	224622A1	25/1918-102
1971204C1	70/4170-91	1995034C1	25/303-30	224622A2	25/1918-102
1971235C2	25/870-31	1995365C1	25/423-27	224728A1	25/1919-96
197168A1	25/953-20	1995414C1	25/6450-18	224729A1	25/874-23
1971728C1	60/641-16	1995414C1	25/6450-18	224730A1	70/4170-96
1974000C3	25/701-41	1996191C1	25/6407-39	224736A1	70/4170-95
1974779C1	25/1988-1	1997422C1	25/417-55	224814A4	25/153-173
1975195C1	25/4020-21	1997715C1	25/495-67	224814A5	25/153-172
1975266C1	69/906-5	1997719C1	25/341-28	226301A1	25/410-12
1975287C1	25/409-56	1997907C1	25/317-59	226384A1	25/105-30
1975554C1	25/6402-16	1998193C4	25/700-71	226756A1	25/154-187
1975555C1	25/6405-19	1999625C2	25/4029-4	226756A2	25/154-187
1975556C1	25/6405-37	1999626C2	25/4025-4	226823A1	25/303-30
1975557C1	25/6402-24	1999755C2	82/9202-103	228316A1	25/144-422
1975558C1	25/6405-20	1999755C3	82/9202-103	228332A2	25/144-192
1975561C1	25/6404-14	1-99-976-015	25/876-24	229108A1	25/6403-102
1975562C1	25/6403-16	1-99-976-036	25/871-43	229301A1	62/920-122
1975563C1	25/6403-101	1-99-976-061	25/870-60	230428A3	62/930-13
1975565C1	25/6405-39	1-99-976-064	25/874-27	230428A3	62/930-140
1975567C1	25/6405-36	1-99-976-065	25/874-28	231014A1	25/6450-34
1975568C1	25/6402-20	1-99-976-066	25/870-34	231131A2	25/701-41
1975569C1	25/6405-27	1-99-976-069	25/876-25	231262A1	25/187-30
1975570C1	25/6402-28	1-99-976-071	25/870-108	231295A1	62/920-121
1975571C1	25/6405-28	1999925C1	25/962-32	232448A1	25/189-54
1975572C1	25/6405-25	20-2360T91	62/920-166	232448A2	25/189-54
1975573C1	25/6405-26	202518C91	25/463-58	232449A1	25/189-53
1975574C1	25/6405-29	202519C1	25/463-58	232449A2	25/189-53
1975575C1	25/6405-40	21472R1	25/416-8	232948A1	25/962-32
1975576C1	25/6405-30	215169A1	60/111-63	234969A1	25/4004-3
1975596C1	25/6592-1	217592A1	60/97-27	234976A1	25/874-25
1975679C1	25/6586-1			234986A1	62/930-81
1975680C1+		217657A1	60/97-3	234986A1	62/930-181
1975682C1	25/585-40	218039A1	25/143-65	234987A1	62/930-80
1975681C1	25/6587-1	218100A1	60/111-63	234987A1	62/930-82
1975682C1+		218271A1	25/13-86	234987A1	62/930-200
1975680C1	25/585-40	218284A1	25/2-88	234987A1	62/930-223
197608R1+		218285A1	25/2-88A	234994A1	25/954-20
313814R91	25/353-8	218286A1	25/2-88B	235101A1	25/196-18
1976934C1	60/240-70	218287A1	25/2-88C	235414A1	25/144-194
1976934C3	60/240-70	218292A1(X2)+		235838A1	25/167-42
1976934C5	60/240-70	218294A1(X2)	25/6-88	235912A1	25/154-168
197714C1	25/495-68	218294A1(X2)+		236194A1	70/1987-56
1977416C1	25/872-44	218292A1(X2)	25/6-88	236623A2	25/700-48
1977521C1	25/954-19	218349A1	25/60-9	236624A1	25/703-49
1977959C1	82/9202-101	218369A1	25/83-18	236625A1	25/707-48
1980449C6	25/7600-26	218370A1	25/82-18	236626A1	25/704-48
1980449C7	25/7600-26	218375A1	25/11-88	236687A1	60/161-92
1981084C1	25/6403-103	218386A1	25/88-12	237399A4	25/172-110
1981934C1	25/4073-36	218497A1	25/15-32	237399A5	25/172-110
1981988C1	25/703-11	218509A1	25/144-143	238027A2	25/701-48
1983207C1	25/953-19	218520A1	60/97-27	238082A1	25/186-24
1983207C2	25/953-19			238215A3	25/144-415
1983265C1	25/1913-162	218548A1	25/147-66	238520A2	25/4004-18T
1983266C1	25/1913-163	218627A1	25/3-88	238520A3	25/4004-18T
1984559C1	25/872-73	218628A1	25/3-88A	238-5227	25/147-71
1984811C1	25/200-308	218629A1	25/3-88B	238-5264	25/416-55
1984812C1	25/221-184	218630A1	25/3-88C	238-5273	25/416-28
1984813C1	25/212-39	218648A1	60/97-3	238-5277	25/416-27
1984880C1	25/181-30	220271A1	25/560-39	238-5278	25/416-56
1984938C1	25/6408-49	220448A6	25/409-60	238-5367	25/416-9
1984941C1	25/961-14	222114A1	25/874-24	238-6267	25/416-8
1984945C1	25/361-15	2221K	25/460-20	238-6274	25/416-36

Wir vertreiben keine Originalteile.
 Die Nummern dienen lediglich als Beschreibung.



"THE RELIABLE SERVICE"



VERGLEICHSLISTE (OEM)

OEM	Bestell-Nr.	OEM	Bestell-Nr.	OEM	Bestell-Nr.
238661R91+		252550A2	25/870-114	295151A1	25/6407-38
54538H	25/6410-48	253194A1	25/196-18	295151A1	25/6407-38
238682A3	25/4001-19	253697A2	25/740-32	295810A1	25/11-86
238990A1	25/144-146	254335A1	25/154-168	295870A1	25/167-43
239750A3	25/108-70	255024A1	25/4001-14	295877A1	25/2-86A
240717A5	25/172-109	255195A1	70/4170-94	295878A1	25/2-86B
241417A2	25/760-66	255402A1	25/144-425	295879A1	25/2-86C
241417A3	25/760-66	255682A1	25/154-188	295976A1	25/100-104
241895A2	25/144-167	255682A2	25/154-188	296086A1	25/83-17
242232A1	60/240-109	255683A2	25/154-189	296141A1	25/84-17
243319A5	25/172-108	257281A1	25/153-187	296142A1	25/100-103
243372A1	25/144-177	257281A2	25/153-187	296149A1	25/28-86
243373A1	25/144-179	257349A1	25/105-39	296150A1(X2)+	
243803A1	25/180-19	257933A1	25/4114-25	296151A1(X2)	25/6-86
243803A2	25/180-19	257934A1	25/4114-26	296151A1(X2)+	
243968A1	60/161-217	258425A1	25/962-35	296150A1(X2)	25/6-86
243969A1	60/162-217	258749A4	25/154-172	296157A1	25/36-272
244024A1	25/962-29	259110A1	25/172-100	296159A1	25/43-83
244778A1	70/1987-53	259111A1	25/172-99	296160A1	25/42-83
245301A1	25/711-5	259288A1	60/4200-49	296161A1	25/45-83
245531C91	62/920-4	259289A1	25/144-144	296202A1	25/17-136
245558A1	25/172-95	259720A1	62/930-183	296216A1	25/74-136
245558A2	25/172-95	259816A1	25/1912-165	296217A1	25/73-136
245908C1+		26963R1	25/457-5	296218A1	25/66-26
245916C1	25/967-105	2700/01101	25/6407-107	296223A1	25/66-27
245909C1+		277016A1	25/186-23	296235A1	25/82-17
245917C1	25/967-106	277106A1	25/105-30	296240A1	25/90-71
245910C1+		277311A1	60/641-16	296241A1	25/75-136
245914C1	25/967-104	279265A2	25/962-24	296244A1	25/34-272
245911C1+		281126A2	25/172-96	296245A1	25/3-86
1328477C1	25/967-107	281587A1	25/81-18	296260A1	25/3-87
245914C1+		281656A1	25/131-227	296261A1	25/3-87A
245910C1	25/967-104	282759A1	25/703-67	296262A1	25/3-87B
245914C1+		282775A1	25/950-53	296263A1	25/3-87C
3221180R1	25/967-104	284335A2	25/700-72	296265A1	25/100-103
245916C1+		284335A3	25/700-72	296531A1	25/3-86A
194114A1	25/967-105	284776A1	25/958-53	296532A1	25/3-86B
245916C1+		284947A1	25/4071-30	296533A1	25/3-86C
245908C1	25/967-105	284947A2	25/4071-30	296641A1	25/34-273
245916C1+		285216A1	25/47-83	297017A1	25/851-13
3221208R1	25/967-105	285222A1	25/46-83	297024A1	25/853-10
245917C1+		291951A1	25/56-18	297024A2	25/853-10
245909C1	25/967-106	291962A1	25/54-6	297025A1	25/853-11
245917C1+		291981A1	25/75-135	297025A2	25/853-11
3402632R1	25/967-106	292009A1	25/72-135	297662A1	25/200-308
245927C93	62/930-52	29214H+		298033R91+	
246625A1	25/958-51	102161H	25/6410-22	107577R1	25/353-10
246625A2	25/958-51	292562A1	25/581-47	299508A1	25/73-129
247503A1	25/6425-27	292740A1	25/962-34	299582A1	25/72-136
247514A1	25/6407-114	293023A1	25/89-68	299643A1	60/161-211
247517A1	25/6450-32	293024A1	25/89-69	299647A1	25/73-137
247517A1	25/6450-32	293029A1	25/94-68	299652A1	25/852-2
247519A1	25/6407-48	293039A1	25/93-68	299671A1	25/130-216
247522A1	25/497-281	293041A1	25/36-274	299935A1	25/495-189
247523A1	25/495-245	293042A1	25/42-86	299939A1	25/13-97
247534A1	25/355-14	293043A1	25/43-86	299975A1	25/186-25
247543A1	25/6403-104	293047A1	25/46-84	299992A1	25/143-90
247546A1	25/6408-81	293124A1	25/45-85	300166A1	25/6462-52
247548A1	25/6430-26	293151A1	25/147-65	300167A1	25/6407-103
247550A1	25/6433-14	293171A1	25/90-68	301206A1	25/6410-44
247551A1	25/6431-24	293177A1	25/90-70	302643A1	25/495-285
247553A1	25/451-17	293181A1	25/34-100	302645A1	25/495-286
247556A1	25/384-11	293182A1	25/47-85	3040152R92(X2)	25/421-16
247877A1	25/6408-29	293183A1	25/47-84	3040361R1	25/42-21
247877A1	25/6408-29	293187A1	25/117-197	3040412R91	25/221-39
248124A1	60/4200-46	293248A1	25/221-45	3040871R91	25/117-51
248265A2	25/144-416	293493A1	25/28-88	3040919R92	25/495-20
248715A1	25/4000-54	293515A1	25/130-227	3040920R92	25/496-14
248716A1	25/4015-8	293624A1	25/581-40	3040921R11	25/491-14
248717A1	25/4016-8	293672A1	60/111-63	3040922R92	25/492-14
248718A1	25/4043-14	293751A1	25/42-85	3041249R92	25/70-33
248719A1	25/4045-14	293753A1	25/43-85	3042303R92	25/143-15
248720A1	25/4072-63	293758A1	25/117-196	3042414R1	25/153-25
248723A1	25/4031-14	293956A1	25/144-420	3042419R92	60/96-1
248724A1	25/4030-14	294169A1	25/6408-51	3043283R92	60/96-1
248725A1	25/4032-14	294292A1	60/161-212	3043611R1	25/28-12
248726A1	25/4033-14	294293A1	60/162-212	3043825R1	25/43-21
251142A1	70/4170-143	294462A1	25/144-421	3043872R91	25/463-13
252305A1	25/154-166	295151A1	25/355-32	3044009R1	25/154-27

Wir vertreiben keine Originalteile.
 Die Nummern dienen lediglich als Beschreibung.



"THE RELIABLE SERVICE"



VERGLEICHSLISTE (OEM)

OEM	Bestell-Nr.	OEM	Bestell-Nr.	OEM	Bestell-Nr.
3044239R1	25/44-13	3055129R21	25/2-26	3056879R11(X4)	25/3-24B
3044240R1	25/45-13	3055133R1	25/15-23	3056879R11(X6)	25/3-26B
3044479R94	25/31-44	3055160R3	25/75-48	3056982R1	60/111-32
3044481R3	25/35-44	3055161R3	25/75-49	3057051R1	25/477-16
3044486R3	25/33-44	3055193R95	25/90-35	3057057R91	25/461-19
3044489R91	25/40-43	3055195R91	25/90-38	3057058R91	25/479-15
3044492R1	25/41-14	3055195R93	25/90-39	3057062R2	25/451-24
3044493R2	25/41-15	3055215R3	25/17-11	3057064R1	25/486-25
3044506R91	60/111-3	3055228R91	60/97-4	3057150R92	25/200-47
				3057151R91	25/221-114
3044506R93	60/111-5	3055228R92	60/97-4	3057151R92	25/221-114
				3057159R92	25/514-25
3045309R91	25/491-14	3055228R92	60/97-4	3057164R91	25/491-83
3045309R96	25/491-14			3057165R91	25/491-82
304560A1	62/920-111	3055229R91	60/97-11	3057361R1	25/719-6
3046890R91	62/930-7	3055238R92	25/186-6	3057362R1	25/719-5
3046890R93	62/930-7	3055285R94	25/131-28	3057395R92	69/565-4
3046890R93	62/930-7	3055285R95	25/131-28	3057395R92	69/566-4
3047378R91	25/151-11	3055301R91	25/145-21	3057407R21	25/742-17
3047395R91	62/931-3	3055351R91(X3)	25/3-23	3057428R1	25/154-34
3047573R1	25/446-9	3055351R91(X4)	25/3-24	3057444R2	25/841-17
3047575R3	25/441-7	3055351R91(X6)	25/3-26	3057538R91	25/181-70
3047576R2	25/440-6	3055358R1	25/15-34	3057539R91	25/181-69
3047747R93	25/200-51	3055426R91	25/117-56	3057558R92	25/965-23
3047867R91	25/6407-107	3055426R92	25/117-56	3057565R91	25/1918-10
3048523R1	25/33-42	3055428R92	25/117-57	3057574R93	25/172-91
3048528R91	25/200-40	3055431R91	25/230-9	3057575R91	25/180-7
3048529R91	25/221-40			3057609R1	25/686-17
304892A1	25/2-86	3055557R92	62/930-54	3057609R2	25/686-17
3049871R91	62/910-1	3055715R1	25/144-24	3057633R91	25/958-1
3050149R92	25/34-111	3055764R91	60/97-4	3057998R93	25/950-11
3050150R92	25/34-112			3057998R93	25/950-20
3051138R92	25/71-100	3055765R91	60/97-11	3058003R1	25/65-10
3051140R92	25/71-101	3055776R11+		3058003R12	25/65-10
3051142R92	25/71-102	3055779R21(X3)	25/2-23C	3058005R2	25/167-37
3051144R92	25/71-94	3055776R11+		3058107R91	25/429-24
3051146R92	25/71-103	3055779R21(X4)	25/2-24C	3058107R92	25/429-24
3051148R92	25/71-95	3055776R11+		3058207R92	25/492-16
3051186R91	25/1934-2	3055779R21(X6)	25/2-26C	3058213R92	25/495-23
3051192R1	63/1955-245	3055779R21(X3)+		3058213R93	25/495-23
3051337R1	25/6457-3	3055776R11	25/2-23C	3058214R91	25/497-12
3051413R1	25/26-16	3055779R21(X4)+		3058222R92	25/530-25
3051599R91	25/1918-46	3055776R11	25/2-24C	3058229R92	25/535-25
3051600R91	25/1912-167	3055779R21(X6)+		3058245R91	25/1913-21
3051601R91	25/1912-166	3055776R11	25/2-26C	3058254R1	25/440-8
3052183R93	25/131-56	3055781R11(X3)	25/3-23C	3058254R1	25/440-8
3052183R94	25/131-56	3055781R11(X4)	25/3-24C	3058285R91	25/172-92
3052681R1	25/6457-4	3055781R11(X6)	25/3-26C	3058286R93	25/177-24
3053387R91	25/961-3	3055987R3	25/75-50	3058287R94	25/177-25
3053400R92	25/1920-2	3055987R93	25/75-50	3058344R91	69/7600-15
3054295R91	25/31-115	3056820R11+		3058404R93	25/212-13
3054300R93	69/565-19	3056832R21(X3)	25/2-23A	3058404R93	25/212-32
3054380EX	25/221-123	3056820R11+		3058405R93	25/221-115
3054380R91	25/221-123	3056832R21(X4)	25/2-24A	3058557R91	25/172-91
3054388R91	69/7600-6	3056820R11+		3058667R92	25/962-48
3054716R92	25/60-13	3056832R21(X6)	25/2-26A	3058673R91	25/221-178
3055022R1	25/41-16	3056832R21(X3)+		3058676R91	25/221-112E
3055022R1	25/41-16	3056820R11	25/2-23A	3058677R91	25/212-12
3055027R24	25/90-35	3056832R21(X4)+		3058768R92	70/1987-51
3055033R1+		3056820R11	25/2-24A	3058842R93	25/490-22
3055034R1	25/26-24	3056832R21(X6)+		3058855R91	25/420-16
3055034R1+		3056820R11	25/2-26A	3059134R1	60/240-46
3055033R1	25/26-24	3056834R11(X3)	25/3-23A	3059186R2	25/400-11
3055055R2	25/42-23	3056834R11(X4)	25/3-24A	3059186R3	25/400-11
3055056R2	25/43-23	3056834R11(X6)	25/3-26A	3059214R93	25/221-47
3055057R91	25/46-15	3056875R11+		3059214R94	25/221-47
3055059R91	25/49-15	3056877R21(X3)	25/2-23B	3059246R2	60/97-12
3055060R1	25/45-15	3056875R11+			
3055129R21+		3056877R21(X4)	25/2-24B	3059262R92	25/34-60
3055130R21(X4X)	25/2-24	3056875R11+		3059432R1	25/581-3
3055129R21+		3056877R21(X6)	25/2-26B	3059433R1	25/581-4
3055130R21(X3)	25/2-23	3056877R21(X3)+		3059433R2	25/581-4
3055129R21+		3056875R11	25/2-23B	3059471R2	25/452-40
3055130R21(X6)	25/2-26	3056877R21(X4)+		3059475R1	25/477-16
3055130R21(X4X)+		3056875R11	25/2-24B	3059514R1	25/1-45
3055129R21	25/2-24	3056877R21(X6)+		3059676R91	25/143-17
3055130R21(X3)+		3056875R11	25/2-26B	3059676R91	25/143-17
3055129R21	25/2-23	3056879R11(X3)	25/3-23B	3059676R92	25/143-17
3055130R21(X6)+		3056879R11(X3)	25/3-23B	3059772R1	25/452-41

Wir vertreiben keine Originalteile.
 Die Nummern dienen lediglich als Beschreibung.



"THE RELIABLE SERVICE"



VERGLEICHSLISTE (OEM)

OEM	Bestell-Nr.	OEM	Bestell-Nr.	OEM	Bestell-Nr.
3059907R91	69/7600-7	3113029R91	62/934-1	3118178R1	25/47-5
3059921R1	25/164-17	3113033R91	62/939-13	3118179R1	25/47-5
3060464R1	25/144-23	3113038R91	62/931-8	3118186R1	25/74-26
306083R91	25/6407-107	3113074R91	63/1980-45	3118234R91	25/100-23
306084R91	25/6407-107	3113077R1	70/1987-9	3118272R1	25/75-135
3061214R91	25/25-42	3113329R1	25/144-25	3118299R1	25/60-10
3062380R91	62/940-5	3113466R91	70/4170-31	3118310R1	25/15-31
3062381R91	62/932-3	3113466R91	70/4170-31	3118371R91	62/933-3
3062381R91	62/932-3	3113554R2	25/4000-35	3118430R1	25/870-13
3062712R94	25/200-41	3113558R1	25/4012-24	3118657R1	25/4073-12
3062713R91	25/221-41	3113558R2	25/4012-24	3118695R1	25/4012-24
3062788R91	60/111-3	3114017R1	25/4020-12	3118837R1	25/46-22
		31140R1	25/440-29	3119778R92	25/130-25
3063934R4	25/80-42	3114166R91	25/449-12	3120516R91	25/72-47
3064060R91	25/90-86	3114177R91	62/930-7	3121089R91	25/1918-3
3064170R91	25/420-16	31141R1	25/440-30	3121261R91	25/470-66
3064523R11(X4)+		3114409R92	25/187-19	3121270R91	25/470-67
708910R91	25/2-21	311446A1	25/497-245	3121363R1	25/484-3
3064523R12	25/7-16	31146R1	25/6438-8	3121378R2	25/165-32
3064970R91	25/151-11	3114775R91	25/34-42	3121413R91	25/150-74
3065125R2	25/147-74	3114778R91	25/34-44	3121414R91	25/150-74
3065127R1	25/141-9	3114822R91	62/939-8	3121414R92	25/150-74
3065127R91	25/141-9	3114946R91	25/372-13	3121414R93	25/150-74
3065129R1	25/153-27	3114947R91	25/372-12	3121425R91	25/449-13
3065130R1	25/153-26	3115569R2	60/162-16	3121426R91	25/449-13
3065132R92	25/130-25	311564A1	25/6407-101	3121506R92	25/221-44
3066610R2	25/101-22	311565A1	25/355-29	3121506R93	25/221-44
3066852R91	60/96-1	311565A1	25/6407-40	3121507R92	25/221-45
3067300R92	25/200-43	311566A1	25/355-28	3121507R95	25/221-45
3067300R92	25/200-43	311569A1	25/6408-49	3121964R1	25/762-20
3067300R92	25/200-310	3116146R91	25/4114-22	3121964R4	25/762-20
3068655R91	60/96-1	3116147R91	25/4114-17	3121965R1	25/762-21
3069205R91	60/111-3	3116321R93	25/497-222	3121965R3	25/762-21
		3116406R3	25/495-22	3123040R1	25/870-13
3069304R91	25/6407-107	3116407R2	25/497-11	3123043R1	25/4047-12
3069610R1	25/112-1	3116407R2	25/497-11	3123655R1	25/4047-12
306975R91	60/111-3	3116407R3	25/497-11	3123835R1	25/871-10
		3116407R4	25/497-11	3123869R1	25/165-32
3069767R1	25/74-25	3116609R2	60/97-9	3123901R1	25/409-15
3069987R91	25/371-11			3124479R93	62/940-11
3070055R91	25/479-13			3124626R1	60/161-15
3070536R11(X4)	25/3-21	3116664R2	25/154-30		
3070537R11(X4)	25/3-21C	3116665R2	25/153-30	3125132R92	62/920-4
3070539R91(X4)	25/3-21A	3116683R91	62/930-5	3125147R1	25/316-16
3070546R91	25/3-21	3116685R1	25/144-24	3125171R1	25/495-22
3070635R91	25/231-10	3116725R91	25/761-23	3125171R1	25/495-22
3070635R91	25/231-144	311756A1	25/42-84	3125171R2	25/495-22
3072092R91	25/13-14	311759A1	25/45-84	3125171R2	25/495-22
3072122R94	25/187-19	311761A1	25/43-84	3125199R2	60/161-16
3072562R91	25/181-17	311766A1	25/73-135	3125203R1	63/1980-45
3072947R91	25/181-17	3117750R91	62/939-5	3125203R91	63/1980-45
3072951R91	25/180-8	3117750R91	62/939-5	3125204R91	70/1987-18
3073787R1	25/180-18	311781A1	25/130-228	3125205R1	70/1987-18
3074756R1	25/704-12	311792A1	25/71-135	3125205R91	70/1987-18
3074827R91	25/221-43	311793A1	25/72-135	3125205R91	70/1987-18
3074827R91	25/221-186	3118137R1	25/3-22B	3125249R1	25/144-26
3076115R1	63/1955-410	3118151R1	25/2-22A	3125251R1	60/161-16
3084191M1	25/6438-6	3118074R91	25/850-8	3125253R1	60/162-16
308873A1	25/640-15	3118077R91	25/851-15	3125255R1	60/162-17
309135A1	60/161-60	3118119R1	60/97-27		
3106877R91	25/372-14			3125257R91	25/309-6
3108650R91	25/11-16	3118123R91	25/72-47	3125322R2	25/317-15
3108790R91	25/221-51	3118124R91	25/71-47	3125342R2	60/161-17
3108790R91	25/221-51E	3118125R91	25/130-26		
3109131R91	62/940-4	3118126R91	25/131-26	3125386R1	25/4002-2
3109792R92	25/165-30	3118127R1	25/143-16	3125387R1	25/4015-2
3109793R92	25/165-30	3118128R91	25/11-17	3125388R1	25/4016-2
311043A1	25/74-135	3118131R1	25/34-61	3125391R1	25/4040-3
3110452R91	60/96-1	3118132R1	25/43-22	3125392R1	25/4041-5
3110452R91	60/96-1	3118133R1	25/45-14	3125395R1	25/4074-3
3110995R91	25/1-54	3118134R1	25/44-14	3125396R1	25/4075-3
3111040R91	62/940-7	3118135R1	25/3-22	3125411R91	25/4072-22
3111424R91	25/151-11	3118150R1	25/2-22	3125412R1	25/4072-22
3112067R1	25/153-28	3118150R1	25/2-88	3125425R1	25/870-14
3112068R1	25/154-27	3118151R1	25/2-88A	3125426R91	25/851-16
3112460R91	70/4170-26	3118152R1	25/2-88B	3125457R1	25/4035-1
3112461R91	70/4170-27	3118153R1	25/2-88C	3125458R1	25/4034-1
3112805R91	25/60-9	3118164R1	25/85-17	3125459R1	25/4037-1
3112806R1	25/107-19	3118170R91	25/33-61	3125460R1	25/4036-1
		3118173R1	25/73-47	3125551R1	25/107-16

Wir vertreiben keine Originalteile.
 Die Nummern dienen lediglich als Beschreibung.



"THE RELIABLE SERVICE"



VERGLEICHSLISTE (OEM)

OEM	Bestell-Nr.	OEM	Bestell-Nr.	OEM	Bestell-Nr.
3125552R1	25/107-16	3132741R93	25/130-59E	3136445R92	25/90-39
3125788R1	25/165-32	3132741R94	25/130-59	3136458R91	60/97-4
3125824R1	25/411-14	3132741R94	25/130-59E		
3127956R1	25/180-18	3132832R92	25/90-35	3136459R91	60/97-11
3129031R91	25/186-6	3132968R93	25/1-55	3136460R91	60/97-12
3129035R1	25/181-18	3133233R1	25/440-8		
3129139R1	25/144-25	3133521R1	25/6403-122	3136460R92	60/97-12
3129140R1	25/144-26	3134146R1	25/151-13		
3129384R1	62/931-5	3134185R91	25/221-59	3136609R91	25/959-2
3129384R1	62/931-5	3134211R2	25/6445-3	3136609R92	25/959-2
3129643R91	25/410-13	3134217R1	25/6425-2	3136798R99	25/71-48
3129712R1	25/107-18	3134240R91	25/497-24	3136799R98	25/71-49
3129713R1	25/107-18	3134240R92	25/497-24	3136799R99	25/71-49
3129724R1	25/107-20	3134245R1	25/6434-16	3136799R99	25/71-49
3129725R1	25/107-16	3134273R1	25/6461-1	3136801R99	25/71-50
3129788R1	25/409-51	3134290R1	25/348-6	3136802R99	25/72-48
3129788R2	25/409-51	3134319R1	25/346-2	3136813R99	25/72-49
3129799R92	25/228-4	3134335R91	25/581-11	3136813R99	25/72-49
3129800R92	25/228-4	3134496R91(X2)	25/421-16	3136817R99	25/72-50
3129807R92	25/226-4	3134497R91(X2)	25/421-15	3136817R99	25/72-50
3129834R1	25/221-46	3134506R1	25/153-33	3136851R1	25/954-17
3129851R91	62/920-10	3134507R1	25/153-34	3136852R1	25/950-18
3130450R1	25/6403-122	3134564R1	25/687-16	3136858R11	25/231-15
3131012R31	25/450-19	3134564R2	25/687-16	3136915R2	25/43-25
3131013R1	25/461-22	3134564R3	25/687-16	3137273R91	25/107-31
3131014R1	25/464-4	3134565R1	25/683-16	3137474R2	25/105-11
3131016R3	25/492-22	3134664R91	25/420-16	3137538R2	25/446-11
3131021R1	25/491-22	3134665R91	25/420-13	3137660R1	25/704-11
3131021R2	25/491-22	3134665R92	25/420-13	3137666R97	25/200-56
3131024R1	25/492-22	3134666R92	25/420-15	3137677R3	25/221-56
3131026R2	25/495-23	3134666R93	25/420-15	313814R91+	
3131033R1	25/476-13	3134667R2(X2)	25/421-16	197608R1	25/353-8
3131038R1	25/164-44	3134668R3(X2)	25/421-15	3138428R91	60/111-3
3131163R91	25/107-39	3134668R3(X2)	25/421-15		
3131226R91	25/961-3	3134669R2	25/421-17	3138641R1	25/74-27
3131227R1	63/1955-382	3134715R4	25/686-16	3138641R1	25/74-27
3131234R1	63/1955-380	3134715R5	25/686-16	3138642R2	25/74-28
3131386R1	25/461-20	3134875R91	25/200-53	3138688R2	25/74-29
3131579R91	25/150-55	3134885EX	25/212-12	3138701R91	25/13-16
313163R91	69/905-5	3134885R2	25/212-12	3138751R94	25/71-28
3131660R1	25/683-17	3134885R91	25/212-12	3138751R95	25/71-28
3131661R1	25/687-17	3134885R92	25/212-12	3138751R96	25/71-28
3131889R92	25/177-24	3134891EX	25/221-178	3138834R1	25/59-8
3132018R2	25/28-14	3134891R91	25/221-178	3138935R1	25/144-27
3132022R92	60/97-4	3134949R1	25/355-27	3138936R91	25/130-29E
		3134952R2	25/486-26	3138936R92	25/130-29
		3134990R91	25/372-22	3138936R92	25/130-29
3132023R92	60/97-11	3135X062	25/35-274	3138936R93	25/130-29E
3132101R91(X4)	25/3-34	3136002R91	25/101-24	3138941R11	25/65-26
3132101R91(X6)	25/3-46	3136036R95	25/1-45	3138942R91	62/920-23
3132143R2	25/147-75	3136044R11	25/296-12	3138942R91	62/920-65
3132144R1	25/142-4	3136044R41	25/296-12	3138942R91	62/920-84
3132184R91	60/97-37	3136046R93	60/97-9	3139076R92	60/240-113
				3139586R95	25/31-64
3132197R1	25/112-5	3136053R92	25/130-28	3139587R3	25/35-62
3132275R1	60/111-16	3136053R92	25/130-28E	3139591R96	25/31-65
3132362R1	25/48-15	3136053R93	25/130-28	3139591R96	25/31-65
3132428R2	60/111-16	3136066R12	25/65-25	3139592R4	25/35-63
3132434R1	25/66-10	3136187R91	60/111-16	3139594R91	25/34-65
3132496R91	25/90-36	3136203R11(X4)	25/3-34A	3139819EX	25/200-112
3132496R92	25/90-36	3136203R11(X6)	25/3-46A	3139819R91	25/200-112
3132673R2	25/186-6	3136217R92	25/130-58E	3139821R91	25/200-112
3132676R93	25/130-30	3136217R93	25/130-58	3140005R1	25/743-8
3132676R93	25/130-30	3136217R93	25/130-58E	3140022R91	25/181-19
3132676R93	25/130-30E	3136248R1	25/167-34	3140076R93	25/470-76
3132697R91	25/100-24	313626A1	25/90-69	3140077R93	25/471-76
3132697R92	25/100-24	3136306R91	25/90-37	3140078R94	25/470-75
3132717R1	25/6050-1	3136329R11(X4)	25/3-34B	3140079R94	25/471-75
3132718R1	25/149-3	3136329R11(X6)	25/3-46B	3140082R1	25/485-21
3132719R1	25/142-6	313634A1	25/117-195	3140498R91	60/240-35
3132720R1	25/142-7	3136429R95	25/90-35	3140610R1	25/355-2
3132720R1	25/142-7	3136429R95	25/90-35E	3140666R91	25/352-8
3132737R93	60/97-12	3136430R95	25/90-36	3140713R2	25/744-7
		3136430R95	25/90-36E	3140714R2	25/746-7
3132738R93	25/130-58	3136431R95	25/90-37	3140722R2	25/177-26
3132738R94	25/130-58	3136432R95	25/90-38	3140895R92	25/7611-1
3132739R93	25/130-28	3136432R95	25/90-38E	3140895R92	69/7611-1
3132739R94	25/130-28	3136433R95	25/90-39	3140943R1	25/497-24
3132741R93	25/130-59	3136433R95	25/90-39E	3140981R1	25/153-162

Wir vertreiben keine Originalteile.
 Die Nummern dienen lediglich als Beschreibung.



"THE RELIABLE SERVICE"



VERGLEICHSLISTE (OEM)

OEM	Bestell-Nr.	OEM	Bestell-Nr.	OEM	Bestell-Nr.
3141013R91	25/841-18	3144688R92(X4)	25/3-25	3146672R1	25/6406-14
3141044R91	25/200-59	3144697R2	25/75-47	3146672R1+	
3141044R92	25/200-59	3144876R92(X4)	25/3-25A	3146665R1(X3)+	
3141044R93	25/200-59	3144881R92(X4)	25/3-25B	3146674R1	72/6428-11KT
3141087R91	25/107-34	3144907R91	62/920-38	3146673R2	25/6435-4
3141102R92	25/961-22	3144977R91	25/34-67	3146674R1	25/6430-16
3141103R91	25/959-3	3145061R91	25/371-16	3146674R1+	
3141107R1	25/1884-27	3145061R91	25/371-16	3146672R1+	
3141137R2	25/167-35	3145248R93	69/565-4	3146665R1(X3)	72/6428-11KT
31411506R2	25/479-17	3145248R93	69/566-4	3146675R1	25/6436-1
3141177EX	25/212-14	3145268R1	25/6678-13	3146678R91	25/6402-17
3141177R91	25/212-14	3145270R1	25/6682-19	3146679R91	25/6402-25
3141177R91	25/212-34	3145271R1	25/6679-20	3146683R1	25/6462-12
3141185R91	25/221-59E	3145303R1	25/200-49	3146686R91	25/6408-27
3141217R91	25/959-3	3145498R92	25/150-54	3146686R92	25/6408-27
3141349R92	25/58-22	3145498R93	25/150-54	3146688R1	25/445-5
3141485R91	25/958-1	3145499R91	25/150-52	3146689R1	25/6408-79
3141506R2	25/480-17	3145499R92	25/150-52	3146693R1	25/6450-14
3141509R93	25/470-77	3145546R91	25/422-64	3146694R1	25/6453-26
3141510R93	25/471-77	3145546R92	25/422-64	3146695R1	25/6453-24
3141529R93	25/581-7	3145548R1	25/423-8	3146696R1	25/6453-22
3141530R91	25/581-5	3145548R2	25/423-8	3146697R1	25/6453-20
3141531R91	25/581-8	3145559R91	25/410-60	3146698R1	25/6453-18
3141532R92	25/581-6	3145619R92	69/565-21	3146699R1	25/6453-16
3141532R93	25/581-6	3145624R9	25/165-34	3146700R1	25/6453-15
3141552R1	25/177-26	3145625R2	25/164-37	3146701R1	25/6452-6
3141565EX	25/200-59	3145826R1	25/107-33	3146731R1	25/345-5
3141565R91	25/200-59	3145937R1	25/962-17	3146733R1	25/497-23
3141565R92	25/200-59	3145942R91	25/1912-27	3146754R1	25/355-2
3141565R93	25/200-59	3145943R91	25/1912-28	3146927R1	60/161-18
3141565R94	25/200-59	3145945R1	25/1913-27		
3141567EX	25/221-59	3145946R1	25/1913-28	3146939R1	60/161-35
3141567R93	25/221-59	3146035R91	25/581-14	3146939R1	60/161-35
3141567R93	25/221-59E	3146035R92	25/581-14	3147030R91	25/497-23
3141682R92	25/410-8	3146035R92	25/581-14	3147053EX	25/221-119
3141703R1	25/962-18	3146035R94	25/581-14	3147053R1	25/221-119
3141785R91	25/841-19	3146055R1	25/962-18	3147057EX	25/212-37
3141785R92	25/841-19	3146260R1	25/495-29	3147057R91	25/212-37
3141807R92	25/1101-12K	3146320R95	25/470-76	3147057R92	25/212-37
3141807R92	25/1101-12K	3146321R95	25/471-76	3147137R1	25/962-14
3141932R91	25/413-9	3146322R95	25/470-75	3147166R92	25/6491-11
3142068R5	25/961-2	3146323R95	25/471-75	3147167R92	25/6491-12
3142097R91	69/565-4	3146358R1	25/962-14	3147188R1	25/6400-72
3142097R91	69/566-4	3146371R94	25/740-20	3147192R1	25/355-25
3142099R91	25/221-178	3146372R92	25/747-4	3147194R1	25/365-2
3142103R91	25/463-19	3146446R93	69/565-24	3147195R91	25/355-3
3142105R91	25/463-20	3146449EX	25/200-119	3147196R1	25/346-8
3142128R91	25/221-117	3146449R91	25/200-119	3147197R1	25/346-5
3142132R1	25/479-16	3146449R92	25/200-119	3147198R1	25/327-6
3142367R91	69/7610-1	3146449R93	25/200-119	3147201R1	25/348-5
3142393R91	25/462-60	3146449R94	25/200-119	3147202R1	25/348-5
3142394R91	25/462-60	3146449R95	25/200-119	3147202R1	25/351-5
3142397R4	25/303-97	3146449R96	25/200-119	3147203R1	25/350-5
3142407R91	25/352-25	3146449R97	25/200-119	3147204R1	25/347-4
3142563R91	69/565-21	3146450R91	69/565-24	3147205R1	25/6401-11
3142564R91	69/565-21	314649A1	25/35-274	3147206R1	25/381-13
3142880R91	25/231-14	3146576R1	60/161-19	3147207R1	25/6431-11
				3147208R1	25/6433-8
3142883R94	25/417-20	3146578R91	25/462-60	3147209R2	25/6445-2
31434297R1	25/365-3	3146579R92	25/352-25	3147210R1	25/6446-4
3143564R92+		3146646R1	25/6400-23	3147211R1	25/6446-3
3216620R2	25/6410-25	3146647R1	25/361-3	3147212R1	25/6446-2
314399A1	25/33-274	3146650R1	25/346-9	3147213R1	25/6406-12
3144886R92(X4)	25/3-25C	3146651R1	25/346-6	3147214R1	25/6435-2
3144028R1	25/142-5	3146653R1	25/345-4	3147215R1	25/6430-13
3144294R91	60/111-5	3146654R1	25/355-26	3147216R1	25/6462-10
		3146660R1	25/351-6	3147217R91	25/6402-22
3144306R91	60/111-3	3146661R1	25/350-6	3147219R91	25/6402-14
		3146662R1	25/347-5	3147225R1	25/345-3
3144478R1	25/112-4	3146664R1	25/381-8	3147226R1	25/355-24
3144516R97	25/31-113	3146665R1	25/6431-13	3147233R1	25/6450-13
3144544R1	25/180-20	3146665R1(X3)+		3147234R1	25/6453-13
3144584R1	25/145-3	3146674R1+		3147235R1	25/6453-11
3144607R1	25/15-9	3146672R1	72/6428-11KT	3147236R1	25/6453-9
3144626R92	25/1-56	3146666R2	25/6433-9	3147237R1	25/6453-7
3144651R92	25/296-6	3146667R1	25/384-6	3147238R1	25/6453-5
3144661R93	25/130-60	3146668R1	25/384-3	3147239R1	25/6453-3
3144678R1	25/144-130	3146669R1	25/6445-3	3147240R1	25/6453-2
3144682R3	25/35-66	3146670R1	25/6434-24	3147241R1+	

Wir vertreiben keine Originalteile.
 Die Nummern dienen lediglich als Beschreibung.



"THE RELIABLE SERVICE"



VERGLEICHSLISTE (OEM)

OEM	Bestell-Nr.	OEM	Bestell-Nr.	OEM	Bestell-Nr.
3147242R91	25/6451-1	3216542R91	25/581-11	3218251R2	25/117-52
3147242R91+		3216550R91	25/6403-7	3218255R2	25/117-58
3147241R1	25/6451-1	3216552R92	25/341-11	3218256R1	25/149-3
3147243R1	25/6425-1	3216553R1	25/345-1	3218317R1	25/28-46
3147244R1	25/6452-5	3216554R1	25/355-22	3218330R1	25/6050-2
3147244R1	25/6452-63	3216556R91	25/495-265	3218393R91	25/230-9
3147245R1	25/6425-3	3216558R1	25/440-64		
3147252R1	25/452-12	3216559R1	25/6400-21	3218399R91	25/47-6
3147253R1	25/451-9	3216560R1	25/361-1	3218416R92	25/34-62
3147259R91	25/6408-26	3216564R1	25/355-23	3218422R91(X6)	25/3-47
3147261R1	25/445-3	3216565R1	25/365-1	3218461R95	25/31-67
3147263R1	25/6417-3	3216566R1	25/346-7	3218474R92	25/296-15
3147440R91	25/7611-1	3216568R1	25/327-4	3218527R1	25/6050-2
3147440R91	69/7611-1	3216569R1	25/351-3	3218544R91	62/920-34
3147441R91	60/240-46	3216570R1	25/349-15	3218544R91	62/920-62
3147441R92	60/240-46	3216572R1	25/350-7	3218544R91	62/920-64
3147441R92	60/240-46	3216574R1	25/381-11	3218577R91	62/920-38
3147510R1	25/492-17	3216575R1	25/6431-9	3218617R91	25/86-18
3147525R1	25/491-18	3216576R1	25/384-5	3218623R92	25/86-19
3147535R94	69/565-8	3216577R1	25/384-8	3218637R1	25/15-27
3147820R1	25/180-20	3216582R1	25/6406-10	3218668R94	25/31-66
3147875R1	25/497-13	3216583R1	25/6430-11	3218669R91	25/34-66
3147877R91	25/231-13	3216584R1	25/6458-2	3218674R91	62/930-21
3147878R2	60/162-19	3216585R1	25/6462-9	3218674R91	62/930-55
		3216588R1	25/6450-12	3218674R91	62/930-206
3147884R1	25/6453-27	3216589R1	25/6453-1	3218675R91	62/930-22
3147885R1	25/6453-25	3216590R2	25/6415-1	3218675R91	62/930-54
3147886R1	25/6453-23	3216591R1	25/451-7	3218675R91	62/930-207
3147887R1	25/6453-21	3216592R1	25/6436-6	3218677R91	62/930-22
3147888R1	25/6453-19	3216593R1	25/6417-2	3218677R91	62/930-54
3147889R1	25/6453-17	3216594R1	25/6408-25	3218677R91	62/930-207
3148080R1	60/162-18	3216597R1	25/6407-8	3218705R93	60/111-16
		3216598R1	25/445-1	3218758R95	25/31-62
3148115R1	25/150-53	3216599R91	25/6405-33	3218759R95	25/31-63
3148115R93	25/150-53	3216600R91	25/6405-11	3218793R91	60/111-25
3148115R94	25/150-53	3216601R1	25/6403-7	3218794R1	60/111-16
3148117R1	25/153-32	3216602R91	25/6405-12	3218794R91	60/111-16
3148322R1	25/107-36	3216613R91	69/565-8	3218915R95	25/31-114
3148358R2	25/6677-8	3216619R91+		3218920R91	25/34-114
3148492R91	25/1912-31	625743C1	25/6410-21	3218951R1	25/144-28
3148499R1	25/1913-31	3216620R2+		3218952R1	25/144-27
3148499R1	25/1919-9	3143564R92	25/6410-25	3218984R1	25/145-21
3148499R1	25/1919-10	3216683R1	25/165-33	3219421R1	60/162-31
3148501R1	25/1919-3	3216683R2	25/165-33	3220032R91	25/371-17
3148646R92	25/6491-11	3216683R2	25/165-33	3220032R92	25/371-17
3148647R92	25/6491-12	3216683R3	25/165-33	3220034R93	25/372-23
3148651R1	25/6403-124	3216683R5	25/165-33	3220155R1	25/6678-14
3148826R2	25/870-36	3216713R91	25/352-7	3220157R1	25/6682-20
3148923R1	25/495-24	3216742R1	25/316-21	3220157R91	25/6682-20
3148925R1	25/491-17	3216743R1	25/317-20	3220158R1	25/6679-23
3148926R1	25/497-13	3216744R1	25/350-13	3220159R1	25/6680-17
3148929R1	25/495-29	3216745R1	25/350-12	3220160R1	25/6679-22
3148964R91	25/221-113	3216747R1	25/349-14	3220176R1	25/687-18
315912A1	25/700-48S	3216748R1	25/348-7	3220177R1	25/683-18
315988A1	25/71-135	3216749R1	25/347-6	3220178R1	25/686-18
315989A1	25/72-135	3216750R1	25/351-7	3220178R3	25/686-18
315990A1	25/73-135	3216754R1	25/154-32	3220221R93	69/565-28
3163775R1	25/441-14	3216849R92	25/150-54	3220221R93	69/566-28
319585A1	25/703-12	3216849R92	25/150-62	3220368R1	25/164-34
320344A1	25/144-424	3216984R1	25/6685-5	3220369R91	25/165-37
3206527R91	62/932-4	3217278R1	25/495-277	3220369R92	25/165-37
321288A1	25/226-26	3217279R1	25/497-21	3220369R93	25/165-37
3214797R1	60/97-3	3217282R1	25/497-21	3220369R94	25/165-37
3216036R91	25/372-15	3217467R1	25/6403-47	3220369R95	25/165-37
3216100R1	60/162-20	3217563R1	25/495-26	3220369R96	25/165-37
3216100R2	60/162-20	3217570R1	25/6680-16	3220372R2	25/440-10
3216105R91	25/372-15	3217571R1	25/6679-19	3220372R2	25/440-10
3216167R1	60/161-18	3217583R2	25/303-110	3220434R1	25/153-35
		3217701R1	25/403-13	3220435R1	25/154-35
3216396R91	25/200-55	3217704R1	25/403-14	3220450R91	25/422-65
3216396R92	25/200-55	3217969R1	60/240-35	3220450R94	25/422-65
3216396R93	25/200-55	3218043R1	25/144-133	3220455R1	25/423-46
3216397R91	25/221-54E	3218239R91	62/920-23	3220455R2	25/423-46
3216398EX	25/200-53	3218239R91	62/920-65	3220670R2	25/743-9K
3216398R94	25/200-53	3218239R91	62/920-84	3220707R91	25/411-60
3216399EX	25/221-178	3218248R1	25/117-55	3220807R94	25/200-60
3216399R1	25/221-178	3218248R2	25/117-53	3220837R2	25/198-23
3216399R2	25/221-178	3218249R93	25/117-55	3221075R1	25/349-11
3216500R1	25/6462-11	3218251R1	25/117-65	3221116R91	25/6491-7

Wir vertreiben keine Originalteile.
 Die Nummern dienen lediglich als Beschreibung.



"THE RELIABLE SERVICE"



VERGLEICHSLISTE (OEM)

OEM	Bestell-Nr.	OEM	Bestell-Nr.	OEM	Bestell-Nr.
3221117R91	25/6491-6	3224265R91	25/581-11	3226796R91	25/150-84
3221154R91	25/950-17	3224265R91	25/581-11	3226796R92	25/150-84
3221154R91	25/950-17	3224265R92	25/581-11	3226797R91	25/150-84
3221164R91	25/177-64	3224266R91	25/581-12	3226798R1	25/154-91
3221177R1	25/958-50	3224266R92	25/581-12	3226942R93	69/565-29
3221178R1	25/965-25	3224266R94	25/581-12	3228019R2	25/73-50
3221180R1+		3224268R3	25/480-18	3228046R2	25/143-17
245914C1	25/967-104	3224286R1	25/1913-32	3228131R1	25/144-187
3221208R1+		3224287R1	25/1913-33	3228133R93	25/11-19
245916C1	25/967-105	3224290R1	25/1919-11	3228192EX	62/930-21
3221209R92	25/1912-32	3224325R1	25/6403-124	3228192R91	62/930-21
3221210R92	25/1912-33	3224326R1	25/6403-47	3228192R91	62/930-55
3221211R91	25/1918-11	3224342R1	25/6407-20	3228192R91	62/930-55
3221215R1	25/962-19	3224343R1+		3228192R91	62/930-206
3221253R1	25/105-10	3224344R1+		3228193EX	62/930-54
3221270R91	25/581-28	3224345R1	25/6407-20	3228193R91	62/930-22
3221271R93	25/581-18	3224344R1+		3228193R91	62/930-54
3221271R95	25/581-18	3224343R1+		3228193R91	62/930-207
3221346R1	25/107-40	3224345R1	25/6407-20	322823A1	25/47-85
3221356R3	25/107-29	3224345R1+		322824A1	25/47-85
3221522R1	25/851-17	3224344R1+		3228279R1	25/144-134
3221522R2	25/851-17	3224343R1	25/6407-20	3228287R91	25/144-135
3221531R1	25/870-10	3224423R91	25/221-60	3228344R1	25/38-62
3221533R1	70/4170-141	3224423R93	25/221-60	3228344R1	25/38-62
3221534R1	70/4170-142	3224423R93	25/221-60E	3228348R1	25/38-63
3221572R1	25/871-8	3224545EX	25/200-55	3228348R1	25/38-63
3221720R91	25/341-15	3224545R91	25/200-55	3228361R2	25/73-48
3221931R91	25/581-9	3224545R92	25/200-55	3228362R2	25/73-49
3221931R91	25/581-9	3224546EX	25/221-55	3228376R91	25/1-70
3221932R92	25/581-10	3224546R92	25/221-55	3228401R91	25/11-18
3221942R1	25/305-97	3224546R92	25/221-55E	3228401R91	25/11-18
3222147R1	25/6455-1			3228421R1	25/144-135
3223040R91	63/1980-63	3224623R1	60/240-44	3228525R91	25/230-11
3223052R1+		3224623R2	60/240-44	3228663R91(X6)	25/3-47A
1328477C1	25/967-107	3224705R2	25/851-19	3228667R91(X6)	25/3-47B
3223152R92	25/6678-13	3225094EX	25/221-58	3229112R1	25/6400-26
3223198R1	25/361-2	3225094R1	25/221-58	3229113R1	25/6400-27
3223199R1	25/341-13	3225094R2	25/221-58	3229120R1	25/6402-19
3223200R1	25/361-4	3225094R3	25/221-58	3229121R1	25/6402-27
3223201R1	25/341-17	3225094R91	25/221-58	3229142R1	25/452-14
3223207R91	25/107-35	3225464R1	25/4072-25	3229193R91	62/930-22
3223252R6	25/417-24	3225465R1	25/870-11	3229193R91	62/930-54
3223252R7	25/417-24	3225465R2	25/870-11	3229193R91	62/930-207
3223263R91	25/1912-29	3225566R1	25/441-10	3229693R1	25/177-26
3223264R91	25/1912-30	3225582R91	25/420-14	3229694R2	25/177-26
3223350R91	25/6491-9	3225611R1	25/6678-13	3229787R1	60/240-35
3223354R92	25/6491-10	3225760R1	69/7609-1	3229812R1	25/450-20
3223389R91	25/150-53	3225928R1	25/6436-7	3229813R91	25/463-22
3223458R1	25/327-7	3225950R1	25/221-57	3229907R91	25/420-17
3223459R1	25/316-20	3225978EX	25/221-53	3230079R1	25/470-75
3223460R1	25/317-19	3225978R91	25/221-53	3230080R1	25/471-75
3223461R1	25/350-10	3225978R91	25/221-53E	3230092R1	25/470-76
3223462R1	25/350-9	3226000R1	25/748-2	3230093A1	25/1955-885
3223463R1	25/350-8	3226006R1+		3230093R1	25/471-76
3223464R1	25/349-13	3226009R1+		3230097R1	25/470-77
3223764R1	70/4170-139	3226008R1	25/6407-8	3230098R1	25/471-77
3223764R91	70/4170-139	3226008R1+		3230099R1	25/581-11
3223765R1	70/4170-140	3226006R1+		3230099R91	25/581-11
3223765R91	70/4170-140	3226009R1	25/6407-8	3230159R91	25/417-51
3223808R1	60/4200-26	3226009R1+		3230179R92	25/6491-8
3223815R1	25/1988-9	3226006R1+		3230254R1	25/327-4
3223861R2	25/6409-11	3226008R1	25/6407-8	3230255R1	25/351-4
3223862R1	25/6407-10	3226042R91	25/6415-1	3230256R1	25/349-9
3223863R1	25/6407-16	3226119R1	25/1918-9	3230257R1	25/348-4
3223864R1	25/6407-13	3226120R1	25/1918-10	3230258R1	25/350-4
3223885R1	25/6685-6	3226351R3	25/4072-25	3230259R1	25/6401-10
3223926R91	25/417-50	3226416R1	60/161-31	3230260R1	25/381-12
3223932R92	69/565-25	3226551R98	25/200-120	3230261R1	25/6431-10
3223932R92	69/566-25	3226552R91	25/200-121	3230262R1	25/6433-7
3223932R93	69/565-25	3226552R92	25/200-121	3230265R1	25/6406-11
3223932R93	69/566-25	3226552R93	25/200-121	3230266R1	25/6435-1
3223932R94	69/565-25	3226552R94	25/200-121	3230267R1	25/6430-12
3223932R94	69/566-25	3226552R95	25/200-121	3230269R1	25/452-11
3223955R1	25/6403-17	3226552R96	25/200-121	3230270R1	25/451-8
3223995R1	25/495-27	3226552R97	25/200-121	3230272R1	25/341-12
3223996R1	25/495-28	3226552R98	25/200-121	3230273R1	25/345-2
3223997R1	25/497-14	3226577R1	25/107-32	3230275R91	25/495-275
3224256R3	25/198-22	3226762R4	25/165-92	3230276R1	25/6405-15
3224261R1	25/495-267	3226796EX	25/150-84	3230277R1	25/6403-7

Wir vertreiben keine Originalteile.
 Die Nummern dienen lediglich als Beschreibung.



"THE RELIABLE SERVICE"



VERGLEICHSLISTE (OEM)

OEM	Bestell-Nr.	OEM	Bestell-Nr.	OEM	Bestell-Nr.
3230278R1	25/6405-16	3232083R91	25/6415-4	3234947R2	25/107-18
3230280R1	25/445-2	3232098R91	25/411-9	3234948R3	25/108-31
3230282R1	25/327-5	3232230R1	25/450-26	3234949R1	25/108-58
3230283R1	25/349-12	3232250R91	25/172-93	3234949R2	25/108-58
3230284R1	25/348-5	3232281R1	25/452-42	3234950R1	25/107-28
3230285R1	25/343-5	3232726R91	25/353-35	3235723A1	25/13-86
3230291R1	25/327-6	3232760R1	25/872-12	3236552R98	25/200-121
3230292R1	25/349-10	3232760R2	25/872-12	324213A1	25/6410-44
3230293R1	25/6401-12	3232764R1	63/1980-64	324406A1	25/107-21
3230294R1	25/381-7	3232806R1	25/464-5	324437A1	25/852-4
3230295R1	25/6431-12	3232806R1	25/464-5	3245279R91	25/165-91
3230298R1	25/6406-13	3232807R1	25/461-23	324626A1	60/240-95
3230299R1	25/6435-3	3232807R1	25/461-23	324628A1	69/566-224
3230300R1	25/6430-14	3232808R91	25/462-23	324700A1	25/959-3
3230302R1	25/6400-22	3232808R91	25/462-23	324817A1	25/154-172
3230303R1	25/6453-14	3232808R91	25/6410-27	324818A1	25/154-173
3230304R1	25/6453-12	3232813R1	25/476-14	325142A1	60/97-36
3230305R1	25/6453-10	3232818R2	25/446-33	325154A1	25/180-28
3230306R1	25/6453-8	3232819R1	25/451-25	327826A1	25/497-183
3230307R1	25/6453-6	3232820R1	25/463-23	327845A1	25/497-182
3230308R1	25/6453-4	3232821R1	25/477-17	327846A1	25/497-187
3230310R1	25/451-10	3232822R1	25/486-27	327847A1	25/497-188
3230311R92	25/6410-31	3232823R1	25/485-22	328340A1	25/41-83
3230313R1	25/445-4	3232876R91	25/495-268	330732A1	25/221-183
3230314R1	25/341-14	3232877R92	25/497-15	3311328M1	25/361-5
3230316R1	25/6402-15	3232912R1	25/409-53	33-1694	25/352-8
3230317R1	25/6402-23	3232912R3	25/409-53	33-1694T1	25/352-8
3230320R1	25/349-13	3232937R1	25/872-14	332123A1	25/221-182
3230327R1	25/6401-14	3232990R1	70/4170-150	334849A1	25/41-85
3230348R3	25/441-9	3233032R1	25/4073-14	335186A1	25/154-175
3230364R1	25/497-22	3233036R1	25/4012-61	335187A1	25/154-174
3230372R1	70/4170-147	3233036R2	25/4012-61	335196A1	60/161-205
3230373R1	70/4170-148	3233037R1	25/4012-62	335197A1	60/162-205
3230386R1	25/6405-38	3233037R2	25/4012-62	336104A1	25/740-54
3230387R1	25/6405-22	3233040R1	25/4085-1	337253A1	25/486-80
3230388R1	25/6405-21	3233040R2	25/4085-1	337255A1	25/486-81
3230677R3	25/585-47	3233041R1	25/4086-1	337260A1	25/6403-104
3230720EX	25/221-120	3233041R2	25/4086-1	3399042R1	25/871-9
3230720R2	25/221-120	3233045R1	25/4000-36	3399112R91	25/177-25
3230720R3	25/221-120	3233045R2	25/4000-36	3399114R91	25/177-25
3230720R4	25/221-120	3233046R3	25/4072-24	3399115R91	25/177-26
3230722EX	25/212-38	3233051R1	25/4027-2	3399199R1	25/154-33
3230722R91	25/212-38	3233051R2	25/4027-2	3399199R1	25/154-33
3230726EX	25/221-121	3233053R1	25/4026-2	3399348R1	25/164-36
3230726R2	25/221-121	3233053R2	25/4026-2	3399348R2	25/164-36
3230726R3	25/221-121	3233186R91	25/581-16	3399422R3	25/871-11
3230726R91	25/221-121	3233186R91	25/581-16	3399467R1	25/440-8
3230784R1	25/441-10	323319A1	62/930-80	3399467R1	25/440-9
3230784R1	25/441-10	323319A1	62/930-82	3399467R1	25/440-9
3230853R1+		323319A1	62/930-200	3399520R1	25/950-16
3230854R1	25/416-7	323319A1	62/930-223	3399521R1	25/951-16
3230854R1+		3233229R91	25/150-50	3399522R2	25/958-2
3230853R1	25/416-7	3233229R92	25/150-50	3399576R91	25/851-18
3230875R2	25/441-11	3233401R1	25/403-13	3399576R91	25/851-20
3230876R1	25/440-23	3233584R1	60/4200-2	3399812R1	25/150-85
3230877R1	25/441-23	3233584R2	60/4200-2	3399928R1	25/150-62
3230878R1	25/440-24	3233850R91	25/479-17	3399930R1	25/150-62
3230878R1	25/440-63	3233850R91	25/479-17	3399959R1	25/4114-15
3230889R91	25/6415-5	3233879R19+		3399961R1	25/4114-16
3230890R91	25/6415-3	3233880R1	25/860-235	3399974R1	25/107-29
3230954R1	25/6400-51	3233880R1+		3401145R1	25/412-17
3230955R1	25/6400-50	3233879R19	25/860-235	3401146R1	25/412-17
3230985EX	25/200-120	3234131R1	70/4170-151	3401189R94	69/565-23
3230985R91	25/200-120	3234132R1	70/4170-152	3401189R94	69/566-23
3230985R92	25/200-120	3234163R1	25/870-15	3401302R1	63/1980-63
3230985R93	25/200-120	3234164R91	25/4073-14	3401302R2	63/1980-63
3230985R94	25/200-120	3234325R1	70/4170-149	3401302R3	63/1980-63
3230985R95	25/200-120	3234426R1	25/6401-11	3401303R91	70/1987-25
3230985R96	25/200-120	3234431R91	25/958-49	3401367R1	25/413-11
3230985R97	25/200-120	3234431R92	25/958-49	3401400R1	25/962-14
3230985R98	25/200-120	3234526R1	25/305-111	3401535R1	25/6401-9
3230986R91	25/200-121	3234644R1	25/198-18	3401585R3	25/108-30
3230986R92	25/200-121	3234651R1	25/844-44LH	3401658R1	25/198-19
3230986R93	25/200-121	3234659R1	25/844-43LH	3401659R1	25/198-20
3230986R94	25/200-121	3234724R93	25/200-60	3401997R91	25/773-4
3230986R95	25/200-121	3234746R1	70/1987-20	3401998R1	25/773-4
3230986R98	25/200-121	3234746R91	70/1987-20	3402103R1	25/773-5
3231505R91	25/1920-6	3234945R3	25/108-57	3402258R1	25/965-30
3232082R91	25/6415-2	3234947R1	25/107-18	3402326R2	25/164-35

Wir vertreiben keine Originalteile.
 Die Nummern dienen lediglich als Beschreibung.



"THE RELIABLE SERVICE"



VERGLEICHSLISTE (OEM)

OEM	Bestell-Nr.	OEM	Bestell-Nr.	OEM	Bestell-Nr.
3402413R91	25/581-45	3405613R1	25/470-76	354306A1	60/161-210
3402590R91	82/9202-200	3405614R1	25/471-76	354307A1	60/162-210
3402595R1	82/9202-200	3405615R1	25/470-76	354308A1	60/161-172
3402632R1+		3405616R1	25/471-76	354309A1	60/162-172
245917C1	25/967-106	3405617R1	25/470-77	354720A1	25/353-36
3402639R91	25/841-18	3405618R1	25/471-77	354721A1	25/352-26
3402639R92	25/841-18	3405619R1	25/470-77	354730A1	25/495-280
3402639R92	25/841-18E	3405620R1	25/471-77	354731A1	25/497-280
3402717R1	25/417-46	3405629R91	25/409-54	354739A1	25/6407-108
3402717R2	25/417-46	3405689R2	82/9202-102	354754A1	25/6462-51
3402751R1	25/303-97	3405722R1	60/240-44	356695A1	25/33-272
3402794R1	25/429-46	3405722R2	60/240-44	358186A1	25/108-71
3404066R1	25/303-111	3405729R1	60/240-43	358186A2	25/108-71
3404116EX	25/200-116	3405757R1	25/965-22	358958R2	25/477-14
3404116R91	25/200-116	3405757R1	25/965-22	359870A1	25/47-83
3404117EX	25/212-33	3405757R1	25/965-22	3599307M91	25/186-1
3404117R91	25/212-33	3405762R1	25/950-17	360635R91	25/6407-107
3404170R91	25/181-19	3405809R1	25/844-43RH	361138R1	25/457-5
3404170R93	25/181-19	3405810R1	25/844-44RH	3620019R1	25/740-16
3404170R94	25/181-19	3405827R1	25/950-54	363465A1	25/6433-14
3404225R1	25/153-91	340601A1	25/4073-95T	365369A1	25/73-135
3404366R1	25/6405-35	340602A1	25/4073-94T	365414A1	25/851-14
3404367R1	25/6405-18	340626A1	25/6407-16	365889A1	25/361-5
3404369R1	25/6405-17	340628A1	25/6407-13	366441A1	25/560-40
3404470R1+		341530A1	25/144-188	366700A1	60/97-74
81395C1	25/354-10	341719A1	25/221-182		
340475A1	25/361-5	341723A1	25/221-183	367430A1	70/1987-69
3404786R91	25/345-7	343932R1	25/416-36	369857R1	25/451-5
3404787R91+		3475328M1	25/6461-1	370254R91	25/461-18
3404788R91	25/6451-1	3475329M1	25/6438-19	370507A1	25/908-6
3404788R91+		3475331M1	25/6407-105	371881R91	25/463-14
3404787R91	25/6451-1	3475331M1	25/6462-55	375827A1	25/41-84
340482A1	25/495-245	3475533M1	25/6408-51	376099R1	25/477-14
340483A1	25/495-245	3475534M1	25/6407-38	376364R91	60/96-1
3404855R91	25/1920-6	3475535M1	25/6462-38	376596A1	25/196-18
3404859R1	25/198-18	3475568M1	25/361-5	376855R92	25/186-6
3404860R1	25/198-19	3475570M1	25/361-17	379748R2	25/583-1
3404861R1	25/198-20	3475584M1	25/365-4	379858R1+	
3404966R1	25/165-35	3475585M1	25/352-8	383741R91	25/6410-24
3404966R2	25/165-35	3475594M1	25/6406-20	381489R3	25/316-61
3404966R2	25/165-35	3475598M1	25/6408-51	381490R4	25/317-61
3404966R4	25/165-35	3475599M1	25/6410-32	383741R91+	
3404967R1	70/2930-51	3475600M1	25/445-8	379858R1	25/6410-24
3405050R1	70/4170-149	3475604M1	25/452-17	384695R91	25/372-18
3405050R91	70/4170-149	3475606M1	25/451-18	385120R2	25/144-131
3405253R91	25/6415-6	3475610M1	25/6431-16	385738R1	25/144-426
3405255R1	25/6401-21	3475611M1	25/6433-11	385766R91	25/305-84
3405256R1	25/451-11	3475616M1	25/441-8	386951A1	25/185-2
3405257R1	25/445-6	3475617M1	25/6401-15	387881A1	25/47-83
3405258R1	25/6408-28	3475622M1	25/440-66	388186A1	62/930-81
3405259R1	25/6417-4	3475625M1	25/384-8	388186A1	62/930-181
3405259R1	25/6417-4	347952A1	25/196-17	388186A2	62/930-81
3405260R1	25/451-13	351175A1	25/422-66	388186A2	62/930-181
3405261R1	25/381-10	3523057M1	25/6451-26	388187A1	62/930-80
3405262R91	25/341-18	3523060M1	25/6425-51	388187A1	62/930-82
3405264R1	25/6402-21	3523062M1	25/6408-51	388187A1	62/930-223
3405265R1	25/6402-29	3523073M1	25/6401-15	388187A2	62/930-80
3405268R1	25/440-31	3523074M1	25/6431-27	388187A2	62/930-82
3405351R1	25/6431-15	3523082M1	25/346-17	388187A2	62/930-200
3405352R1	25/6433-10	3523272M1	25/451-12	388187A2	62/930-200
3405353R1	25/384-7	3523273M1	25/451-18	388187A2	62/930-223
3405354R1	25/384-4	3523549M1	25/6450-49	388188A1	62/920-122
3405355R1	25/6445-3	3523632M1	25/6438-16	389069A1	25/144-168
3405355R1	25/6445-4	3523633M1	25/6433-11	390910A1	25/90-68
3405356R1	25/6406-16	3523650M1	25/352-29	392679R91+	
3405357R1	25/6435-5	3523862M61	25/353-18	170234R1	25/353-9
3405358R1	25/6430-17	3523863M1	25/6425-54	3935598A1	25/90-69
3405359R1	25/6436-2	3523989M1	25/452-36	394125A1	25/6403-109
3405458R1	60/161-35	353194A1	25/196-18	394268A1	25/566-230
3405555R1	25/6407-8	353266A1	25/196-18	394269A1	25/566-230
3405555R2	25/6407-8	353362A1	25/451-17	394467A1	25/228-26
3405568R2	25/477-62	353862A1	25/1884-87	395161R91	25/420-16
3405569R1	25/477-61	354099A1	25/70-137	395250A1	62/920-30
3405570R2	25/477-64	354103A1	25/75-137	396879A1	25/186-20
3405571R1	25/477-16	354138A1	25/32-275	397511A1	25/153-188
3405599R1	25/470-75	354190A1	25/130-233	398080R2	60/97-37
3405600R1	25/471-75	354236A1	25/100-78		
3405601R1	25/470-75	354250A1	60/111-4	39862D	25/479-13
3405602R1	25/471-75	354273A1	25/130-233	399734R1	25/422-63

Wir vertreiben keine Originalteile.
 Die Nummern dienen lediglich als Beschreibung.



"THE RELIABLE SERVICE"



VERGLEICHSLISTE (OEM)

OEM	Bestell-Nr.	OEM	Bestell-Nr.	OEM	Bestell-Nr.
399736R1	25/423-10	440011A1	25/117-203	537494R91	25/177-23
399736R2	25/423-10	44695DA	25/11-117	537646C1	25/6436-9
399736R3	25/423-10	449210A1	25/950-10	538961R91	25/230-9
399737R1	25/417-63	450151A1	25/874-32		
399737R2	25/417-63	450227A1	25/872-79	539064R1	82/9202-502
399798R91	25/376-8	452221A1	25/1884-87	539128R1	25/485-33
40090D	25/477-13	453769R2	25/446-10	54538H+	
400982R91	25/354-10	455386C1+		238661R91	25/6410-48
400983R91+		455387C91	25/353-29	549667R93	25/580-9
530741R1	25/6451-5	455387C91+		55355C91	25/585-7
400983R91+		455386C1	25/353-29	60883H	25/15-28
53074R1	25/354-10	459431R91	25/449-12	6106496M91	62/930-80
400989C91	25/462-18	465004R91	25/230-308	6106496M91	62/930-82
401073R2	60/240-42	475605M1	25/451-12	6106496M91	62/930-200
401073R2	60/240-86	483879R2	25/447-4	6106496M91	62/930-223
401715R1	25/314-4	483879R2	25/447-4	612884R1	25/456-6
401716R3	25/317-14	48548D	25/464-1	613-16030	25/440-27
401717R1	25/316-17	49116D	25/453-5	614-14040	25/440-26
401723R1	25/306-3	50-1509T	60/240-124	6-1451	25/144-190
401724R1	25/306-4	50-2029T	60/240-124	618022R91	25/462-13
401812A1	25/440-65	50259D	25/461-17	6190246M1	25/6407-47
401942A1	25/144-136	517470R1	25/144-26	6190247M1	25/6462-39
401992R3	25/324-4	527292R92	25/470-69	6190263M1	25/6407-102
402189R1	25/154-29	527295R91	25/479-14	6190264M1	25/6462-52
402189R1	25/154-29	527542R91	25/410-14	6190284M1	25/384-12
402191R1	25/153-29	527542R92	25/410-14	6190285M1	25/6433-15
402191R1	25/153-29	527937R1	25/755-20	6190290M1	25/6436-10
402205R1	25/154-31	527940R91	25/759-21	6190291M1	25/6430-34
402205R1	25/154-31	527948R91	25/759-22	6190301M1	25/6413-10
402207R1	25/153-31	527967R91	25/759-20	625627C1	60/111-49
402207R1	25/153-31	528081R1	25/704-13		
402359A1	25/6407-109	528084R1	25/704-12	625743C1+	
402571R1	25/306-5	528101R91	25/6407-107	3216619R91	25/6410-21
404299A1	25/75-136	528102R91	25/6407-107	626-10028	25/343-3
404341R3	25/440-7	528250R1	60/97-9	626-14045	25/6455-1
404341R3	25/440-7			626-16030	25/440-29
404398A1	25/144-137	528803R1	25/446-10	626-16045	25/6455-3
404415A1	25/740-54	528803R1	25/446-10	628-12025	25/440-25
405078A1	62/920-30	529001R1	25/107-17	628-14040	25/6455-2
405570R1	25/486-14	529234R1	25/177-21	628-16040	25/440-28
405574R1	25/584-1	529365R91	25/165-31	6405618R1	25/471-77
405576R1	25/484-3	529372R1	25/165-31	64746C1	25/440-10
405580R11	25/572-1	529452R1+		65126C92	60/240-86
405584R2	25/483-3	529453R1	25/6410-23	651817R1	25/463-58
405831R91	25/479-14	529453R1+		651818R91	25/463-58
405840R12	25/470-68	529452R1	25/6410-23	656075R91	25/463-58
406053A1	25/491-25	529853R1	60/161-15	659458R91+	
406054A1	25/492-24			659459R1	25/352-9
406294R11	25/450-28	529854R2	60/161-15	659459R1+	
406294R21	25/450-28			659458R91	25/352-9
406295R2	25/464-2	529965R92	62/930-13	66182C1	25/314-3
406535R91+		529965R92	62/930-140	66188C1	25/316-15
530745R1	25/354-12	530102R91	25/376-8	66193C91	25/309-7
406605A1	25/6407-104	530104R91	25/461-14	663556R91	25/462-19
406724A1	25/6450-69	530144R92	60/240-42	663556R91	25/6412-11
406763R92	25/640-15	530144R92	60/240-86	663557R1+	
406951R2	25/442-3	530741R1	25/354-10	663558R1	25/6412-11
406951R2	25/442-3	530741R1	25/6451-85	663558R1+	
406953R1	25/443-3	530741R1+		663557R1	25/6412-11
406953R1	25/443-3	400983R91	25/6451-5	66398C1	82/9202-502
4111K022	25/90-69	530745R1+		66513C92	25/640-15
4111K051	25/90-69	406535R91	25/354-12	671032R1	25/6451-25
4111K053	25/90-68	53074R1+		671032R1+	
411904A1	25/495-281	400983R91	25/354-10	671033R1	25/354-34
4132F021	25/90-70	532029R1	25/151-12	671033R1+	
4132F041	25/90-70	532029R1	25/151-12	671032R1	25/354-34
414804A1	25/153-189	533726R1+		672603C2	60/111-45
416210A1	25/1918-189	533727R1	25/6410-26		
419792A1	25/962-31	533727R1+		67328C1	25/464-3
419792A2	25/962-31	533726R1	25/6410-26	67526C91	25/470-70
427639R1	25/452-10	534934R92	25/309-5	67527C91	25/450-27
427645R1	70/457-5	534936R93	25/309-4	67527C92	25/450-27
429-1314	25/457-5	534937R92	25/309-8	67535C91	25/470-71
431005A1	25/66-27	536052R91	25/463-18	67537C1	25/451-6
431145A1	60/240-109	537140R92	62/930-13	675616C91	60/97-60
435140A1	60/641-29	537140R92	62/930-140		
435664A1	25/581-47	537290R91	25/230-8	675617C91	60/97-60
43828D	25/461-17	537290R91	25/230-9		
440009A1	25/32-282			67974C4	60/161-28

Wir vertreiben keine Originalteile.
 Die Nummern dienen lediglich als Beschreibung.



"THE RELIABLE SERVICE"



VERGLEICHSLISTE (OEM)

OEM	Bestell-Nr.	OEM	Bestell-Nr.	OEM	Bestell-Nr.
67974C4	60/161-28	711104R91	62/930-232	751848R94	25/230-7
67975C1	60/162-28	711193R1	25/385-5	763613R95	25/130-57
67975C1	60/162-28	711199R2	25/371-15	765951R91	60/111-3
690124C1	60/156-3	711257R91	25/352-807		
690139C1	60/156-3	711335R1	63/1955-207		
690171R1	60/156-3	712161R91	25/8-16B	785612R1	25/446-15
69843C91	25/6407-107	712209R2	25/13-116	786189R1	25/485-32
69844C91	25/230-8	712219R91	25/11-116	786190R2	25/485-31
69844C91	25/230-9	712233R1	25/230-106	786197R1	25/486-82
		712317R95	25/200-106	786198R1	25/486-83
69991C91	25/761-20	712537R2	25/17-117	786208R41	25/450-25
69992C91	25/761-21	712628R91	60/111-32	786459R93	25/417-15
69993C91	25/761-22	712677R11	25/232-26	786460R12	25/417-16
700572R1	25/451-22	712711R92	25/221-106	786460R21	25/417-16
70127C91	25/230-9	712794R91	25/372-20	786518R91	25/200-112
		712824R1	25/441-64	786532R91	25/231-12
702251C1	60/111-49	713172R1	25/371-14	786533R91	25/231-46
		713211R3	25/73-125	786812R1	25/167-44
702255C1	60/111-100	713212R3	25/73-126	786862R2	25/841-16
702256C1	60/111-100	713238R1	25/456-7	787004R22	25/417-1
703820R95	25/130-25	713255R93	25/421-23	787141R91	25/150-55
703820R97	25/130-25	713371R2	25/421-22	787141R92	25/150-55
703883R7	25/73-33	713384R2	25/42-72	787143R1	25/154-195
703913R3	25/385-3	713385R2	25/43-72	787144R1	25/153-195
703915R1	25/371-10	713386R1	25/46-72	787146R1	25/154-161
703929R1	25/442-2	713659R31	25/8-16A	787147R1	25/153-196
704083R92	25/461-13	713660R11	25/9-16A	787151R91	25/151-13
704092R1	25/35-42	713991R91	25/46-72	787205R92	25/172-90
704099R2	25/33-42	714525R91	25/462-60	787513R91	25/200-111
704100R1	25/38-42	714688R91	25/174-19	787514R91	25/200-111
704287R2	25/154-26	714852R98	25/31-111	787515EX	25/221-111
704289R1	25/153-24	714854R1	25/38-113	787515R91	25/221-111
704289R2	25/153-24	714863R1	25/75-94	787516EX	25/221-112
704330R95	25/640-26	714864R2	25/75-95	787516R91	25/221-112
704422R92	25/420-15	714868R1	25/17-118	787517R91	25/200-112
704422R93	25/420-15	714885R2	25/73-128	787605R92	25/150-141
704449R1	25/144-11	714886R2	25/73-94	787643R1	25/451-23
704455R1	25/41-12	715063R91	25/173-5	790891R1	63/1955-202
704456R2	25/41-13	715363R1	25/75-125	790893R1	63/1955-270
704616R95	25/165-30	715575R11	25/231-15	795662R1	25/13-15
704616R96	25/165-90	715713R93	25/200-111	795728R1	25/53-6
704675R91	25/449-11	715714R91	25/221-118	795730R1	25/42-22
705525R91	25/200-39	715716R91	25/221-123	795775R1	25/28-13
705542R91	25/231-9	715741R91	25/221-118	795872R91	60/111-3
705542R91	25/231-39	715741R91	25/221-413		
705833R91	62/933-2	716195R91	25/495-70	796051R91	60/111-3
706105R93	25/71-33	716410R99	25/130-56	796051R91	60/111-5
707558R91	25/479-13	716455R2	25/74-95		
707713R92	25/165-30	716514R91	25/462-60		
707713R93	25/165-30	716678R91	25/230-111		
707858R91	60/96-1	716884R2	25/74-125	796189R1(X2)+	
70795C91	25/230-9	716885R2	25/74-94	796190R1(X2)	25/6-16
		717203R1	25/118-7	796190R1(X2)+	
708294R93	25/100-22	717374R1	25/42-73	796189R1(X2)	25/6-16
708331R1	25/6302-42	717375R1	25/43-73	796227R1	25/35-61
708332R1	25/6302-43	717375R1	25/43-73	800-1128	25/6434-14
708910R91+		717530R1	25/73-127	800-1129	25/6434-19
3064523R11(X4)	25/2-21	717576R91	25/186-25	800-1130	25/384-10
708912R91	25/2-21	717638R91	25/950-87	800-1135	25/6434-15
708913R91	25/2-21C	717678R91	25/495-70	800-5135	25/6434-18
709502R1	25/144-23	718201R96	25/31-112	80318C91	25/229-4
709638R95	25/200-50	718203R1	25/38-112	80327C91	25/227-4
709639R94	25/221-50	718383R2	25/117-54	804711R91	25/449-13
709640R92	25/212-11	718864R1	25/73-95	80475C91	25/715-11
710196R1	63/1955-239	718891R97	25/130-56	80951C1	25/341-30
710318R21	25/7-16	718891R97	25/130-56	80954C1	25/347-7
710327R11	25/9-16	737606R1	69/906-5	81196C1	25/341-29
710347R2	25/45-12	742968C91	25/581-46	81203C1	25/355-18
710347R2	25/144-23	751303R91	25/1-54	81214C1+81215C1	25/353-29
710348R1	25/60-8	751604R92	25/31-42	81215C1+81214C1	25/353-29
710348R2	25/60-8	751607R91	25/34-42	81216C1	25/361-9
71069C91	25/6407-107	751734R91	25/449-12	81221C1	25/361-10
710737R11	25/9-16B	751779R91	25/165-30	81226C1	25/361-11
711045R1	25/28-12	751779R92	25/165-30	81231C1+81232C1	25/354-34
711048R2	25/38-114	751846R93	25/230-9	81232C1+81231C1	25/354-34
711058R2	25/17-116			81233C1	25/355-17
711072R1	25/15-33	751847R93	25/230-9	81234C1	25/346-14
711073R21	25/8-16			81235C1	25/359-4
711073R31	25/8-16	751848R93	25/230-9	81237C1	25/327-2
				81242C1	25/317-51

Wir vertreiben keine Originalteile.
 Die Nummern dienen lediglich als Beschreibung.



"THE RELIABLE SERVICE"



VERGLEICHSLISTE (OEM)

OEM	Bestell-Nr.	OEM	Bestell-Nr.	OEM	Bestell-Nr.
81243C1	25/350-14	81334C1	25/6439-1	81620C1	25/317-52
81249C1	25/349-19	81336C1	25/6584-1	81623C1	25/350-15
81250C1	25/348-8	81337C1	25/6583-1	81629C1	25/349-20
81250C1	25/348-10	81338C1	25/579-10	81630C1	25/347-8
81251C1	25/347-7	81339C1	25/6580-1	81631C1	25/351-10
81252C1	25/351-9	81340C1	25/6581-1	81632C1	25/328-2
81253C1	25/328-1	81341C1	25/6582-1	81633C1	25/343-4
81257C1	25/6411-3	81345C1	25/6585-1	81642C1	25/6411-23
81258C1	25/6411-4	81346C1+81347C1	25/585-40	81645C1	25/6411-22
81259C1	25/6411-6	81347C1+81346C1	25/585-40	81658C1	25/6409-10
81260C1	25/6411-8	81348C1	25/6590-1	81661C1	25/6463-3
81261C1	25/6411-10	81358C1	25/6589-1	81665C1	25/6400-20
81262C1	25/6411-12	81361C1	25/6588-1	81666C1	25/6400-19
81263C1	25/6411-14	81365C1	25/341-28	81667C1	25/6425-11
81264C1	25/6411-16	81369C1	25/355-16	81668C1	25/6425-1
81265C1	25/6411-18	81379C1+81245R1	25/353-28	81669C1	25/6452-24
81266C1	25/6411-19	81380C1	25/361-6	81670C2	25/6450-31
81267C1	25/6411-20	81385C1	25/361-7	81671C1	25/6402-34
81268C1	25/6411-21	81390C1	25/361-8	81671C1	25/6402-35
81269C1	25/6411-2	81395C1+		81672C1	25/6415-8
81270C1	25/6411-5	3404470R1	25/354-10	81676C1	25/6410-32
81271C1	25/6411-7	81396C1	25/355-15	81676C1	25/6410-42
81272C1	25/6411-9	81397C1	25/346-13	81677C1	25/6436-5
81273C1	25/6411-11	81398C1	25/359-3	81682C1	25/6430-24
81274C1	25/6411-13	81401C1	25/349-18	81683C1	25/6406-27
81275C1	25/6411-15	81402C1	25/347-7	81684C1	25/452-23
81276C1	25/6411-17	81403C1	25/348-8	81685C1	25/452-22
81277C1+81278C1	25/6412-11	81403C1	25/348-10	81686C1	25/6434-23
81278C1+81277C1	25/6412-11	81408C1	25/6459-1	81687C1	25/6401-20
81279C1	25/6409-9	81409C1	25/6463-1	81688C1	25/6431-22
81280C1	25/6455-2	81410C2	25/6462-47	81689C1	25/6437-7
81283C1	25/6458-1	81411C2	25/6407-98	81690C1	25/6437-8
81284C1	25/6457-1	81413C1	25/6400-17	81692C1	25/6437-9
81285C1	25/6459-2	81414C1	25/6400-18	81695C1	25/6438-4
81286C1	25/6463-2	81415C1	25/6425-9	81696C1	25/6584-2
81287C2	25/6462-49	81416C1+81417C1	25/6451-23	81697C1	25/579-11
81288C1	25/6407-99	81417C1+81416C1	25/6451-23	81698C1	25/6581-1
81288C2	25/6407-99	81418C1	25/6425-7	81700C1	25/6589-2
81288C3	25/6407-99	81419C1	25/6452-23	81709C1	25/6411-24
81291C1	25/6400-9	81420C1	25/6453-99	81713C1	72/6428-AKT
81292C1	25/6400-10	81421C1	25/6453-101	81715C1	25/327-3
81293C1	25/6425-10	81422C1	25/6453-102	818238C1	25/316-51
81294C1	25/6451-24	81423C1	25/6453-103	818239C1	25/316-52
81295C1	25/6425-8	81424C1	25/6453-104	818240C1	25/316-53
81296C1	25/6452-5	81425C1	25/6453-105	818241C1	25/316-54
81296C1	25/6452-63	81426C1	25/6453-98	81852C1	25/486-64
81298C1	25/6453-113	81427C1	25/6453-100	81864C1	25/495-67
81299C1	25/6453-114	81428C1	25/6450-62	81866C1	25/495-68
81301C1	25/6453-116	81429C2	25/6462-2	81873C1	25/355-13
81302C1	25/6453-117	81429C2	25/6462-48	81882C1	25/6402-31
81303C1	25/6453-110	81430C1	25/6402-32	81883C1	25/445-8
81303C1	25/6453-111	81431C1	25/6446-1	81884C1	25/6406-20
81304C1	25/6453-112	81432C1	25/6445-1	82068C92	62/930-167
81305C1	25/6450-74	81434C1	25/6430-10	82185C1	25/495-275
81306C2	25/6462-8	81435C1	25/6406-8	82234C2	25/6429-1
81307C1	25/6402-33	81436C1	25/452-19	82236C92	25/6418-8
81308C1	25/6415-7	81437C1	25/6401-18	82363C91	25/1918-8
81309C1	25/6417-10	81441C1	25/327-1	82364C91	25/1918-7
81310C1	25/6408-78	81442C1	25/349-17	83027C1	25/165-32
81311C1	25/6417-9	81452C1	25/6430-23	83027C1	25/165-32
81312C2	25/6410-41	81453C1	25/6406-26	836110552(X3)	25/3-97
81313C1	25/6436-4	81454C1	25/6401-17	836110552(X4)	25/3-98
81317C1	25/440-63	81455C1	25/6431-21	836110552(X6)	25/3-99
81318C1	72/6428-3KT	81575C1	25/341-31	836119457(X4)	25/2-97
81319C1	25/6430-4	81575C2	25/341-31	836119457(X5)	25/2-98
81320C1	25/6406-9	81576C1	25/355-20	836119457(X7)	25/2-99
81321C1	25/452-20	81586C1	25/355-21	836647502(X2)+	
81322C1	25/452-21	81593C1	25/355-19	836647503	25/37-275
81323C1	25/6434-22	81597C1+81598C1	25/353-30	836647503+	
81324C1	25/6401-19	81598C1+81597C1	25/353-30	836647502(X2)	25/37-275
81325C1	25/6431-8	81599C1	25/361-12	83873C1	25/1913-29
81326C1	25/6433-12	81604C1	25/361-13	83874C1	25/1913-30
81327C1	25/384-9	81609C1	25/361-14	84058C1	62/932-7
81328C1	25/6437-2	81614C1+81245R1	25/354-35	84059C1	62/931-10
81329C1	25/6437-4	81615C1	25/355-3	84060C1	62/940-13
81330C1	25/6437-6	81616C1	25/346-15	8420/03010	63/1955-239
81331C1	25/6437-1	81617C1	25/359-5	84209C2	62/939-16
81332C1	25/6437-3	81618C1	25/316-55	84496C1	25/153-90
81333C1	25/6437-5	81619C1	25/316-56	84497C1	25/154-90

Wir vertreiben keine Originalteile.
 Die Nummern dienen lediglich als Beschreibung.



"THE RELIABLE SERVICE"



VERGLEICHSLISTE (OEM)

OEM	Bestell-Nr.	OEM	Bestell-Nr.	OEM	Bestell-Nr.
84497C2	25/154-90	90088C1	25/6448-1	934654R1	25/440-25
84524C92	25/150-74	90308C1	25/1919-7	934655R1	25/452-18
84657C1	25/144-183	90309C1	25/1919-8	934777R1	25/6455-3
84673C1	25/150-73	90-3941T1	60/111-49	934998R1	25/343-6
84673C2	25/150-73	905476R1	25/6456-1	93835C92	25/640-15
84673C3	25/150-73	905514R1	25/441-8	97165C1	25/851-21
84673C4	25/150-73	905653R1	25/452-15	97173C3	25/108-61
84673C5	25/150-73	905654R1	25/441-24	97173C4	25/108-61
84766C1	25/144-68	905667R1	25/441-23	97204C1	82/9202-101
85025C1	25/200-110	905875R1	25/440-67	972467R91	25/372-19
85025C2	25/200-110	905876R1	25/440-65	97903C1	25/495-275
85025C91	25/200-110	906003R1	25/446-34	98041C1	25/4073-93
85026C3	25/221-110	90-6017T1	60/161-48	98-042413	25/6425-59
85104C91	25/231-11	90-6443T1	60/161-215	98362C1	25/409-52
85104C92	25/231-11	90-6444T1	60/162-215	98362C2	25/409-52
85639C1	25/841-20	90-6602T1	60/641-29	98370C3	82/9202-501
85640C2	25/841-21	90-7101T1	60/97-74	984912C1	25/486-14
85644C1	25/841-23			98604C2	25/4072-30
85644C2	25/841-23			98686C2+	
85645C1	25/841-24	90-7729T1	25/144-191	1334975C2+	
85645C2	25/841-24	90-8300T1	60/161-216	1334976C2+	
85651C91	25/181-22	90-8301T1	60/162-216	98687C2	25/860-316
85661H	25/372-21	91448C1	62/920-166	98687C2+	
871241R91	25/354-10	91448C2	62/920-166	1334975C2+	
871244R1+		91450C1	25/186-6	1334976C2+	
131312C1	25/354-11	91902C2	62/930-201	98686C2	25/860-316
871244R1+		91952C3	25/186-22	98688C2+	
871245R1	25/354-35	91967C1	63/1955-472	1334975C2+	
871245R1+		91971C1	25/189-49	1334976C2+	
81379C1	25/353-28	91971C2	25/189-49	98689C2	25/860-318
871245R1+		91972C1	25/189-50	98689C2+	
81614C1	25/354-35	91972C2	25/189-50	1334975C2+	
871245R1+		92101C1	82/9202-600	1334976C2+	
871244R1	25/354-35	92242C1	63/1955-453	98688C2	25/860-318
87790260(X6)+		92263C1	63/1931-51	98782C1	25/441-8
87790266	25/2-105	92281C1	62/920-4	98783C1	25/441-10
87790262(X6)+		92293C1	62/920-4	99094C1	25/6591-1
87790268	25/2-105A	92590C2	25/196-17	999574R91	70/2930-51
87790263(X6)+		92602C91	25/200-46	A100561A	25/6430-25
87790269	25/2-105B	92602C92	25/200-46	A134737	25/950-53
87790264(X6)+		92801C1	60/240-70	A151931	60/156-3
87790270	25/2-105C	931218R1	25/440-27	A156873	25/6438-19
87790265(X6)+		931369R1	25/343-3	A158090	25/417-60
87790271	25/2-105D	931426R1	25/440-28	A162469	62/930-201
87790266+		931638R1	25/6455-1	A163160	25/962-22
87790260(X6)	25/2-105	931640R1	25/440-26	A169805	70/1987-53
87790268+		932183R1	25/351-8	A170241	25/151-33
87790262(X6)	25/2-105A	933029R1	25/6434-15	A171255	60/161-79
87790269+		933074R1	25/6434-14	A171256	60/161-79
87790263(X6)	25/2-105B	933085R1	25/6425-4	A171256	60/162-79
87790270+		933086R1	25/384-10	A171919	25/151-33
87790264(X6)	25/2-105C	933113R1	25/6434-18	A175136	25/305-45
87790271+		933222R1	25/6457-3	A175180	25/416-28
87790265(X6)	25/2-105D	933255R1	25/388-2	A175806	25/316-57
87790304(X6)	25/3-105	933565R1	25/6438-7	A176566	25/180-21
87790306(X6)	25/3-105A	933602R1	25/441-14	A178380	25/687-20
87790307(X6)	25/3-105B	933709R1	25/6457-2	A178381	25/687-19
87790308(X6)	25/3-105C	933710R1	25/6457-5	A178874	25/416-28
87790309(X6)	25/3-105D	933716R1	25/6456-4	A178972	25/196-37
88107C91	25/560-40	933718R1	25/6438-6	A181437	25/863-16
88107C92	25/560-40	933745R1	25/441-11	A181523	25/863-16
88107C93	25/560-40	933799R1	25/6438-1	A184225	25/150-130
89460C92	25/7600-11	933799R1	25/6438-9	A184439	25/150-130
89521C1	25/6405-34	933799R1	25/6456-2	A184441	25/150-130
89522C1	25/6405-13	933800R1	25/441-8	A184443	25/150-130
89523C1	25/6404-13	933804R1	25/6434-17	A184460	25/165-102
89524C1	25/6403-20	933948R1	25/447-5	A184475	25/165-103
89525C1	25/6405-14	934008R1	25/441-15	A184652	25/144-69
89527C1	25/6445-2	934013R1	25/452-13	A184773	60/111-49
89528C1	25/6405-68	93402C1	60/240-86		
89529C1	25/6405-69	93413C1	60/240-86	A184774	60/111-45
89653C1	25/6403-20	934208R1	25/346-4		
897505H1	25/144-185	934221R1	25/6438-3	A184775	60/97-60
898138H1	25/6461-1	934221R1	25/6456-3		
898138H1	25/6461-2	934262R1	25/346-3	A184776	60/111-100
898172H1	25/6456-1	934642R1	25/6433-6	A186256	63/1980-65
89880C91	69/565-27	934649R1	25/346-2	A186271	62/930-201
90030C2	25/6447-6	934650R1	25/388-1	A186377	25/441-10
90031C2	25/6447-7	934651R1	25/6438-5	A187597	62/930-52

Wir vertreiben keine Originalteile.
 Die Nummern dienen lediglich als Beschreibung.



"THE RELIABLE SERVICE"



VERGLEICHSLISTE (OEM)

OEM	Bestell-Nr.	OEM	Bestell-Nr.	OEM	Bestell-Nr.
A187613	25/950-33	A77475	25/2-49B	A77839	25/72-144
A187614	25/950-33	A77475+		A77842	25/76-145
A187623	62/920-111	A77474(X4)	25/2-13B	A77843+	
A187631	25/1919-96	A77475+		A77569(X6)	25/2-66
A187670	70/1987-22	A77474(X6)	25/2-49B	A77853+J901597	25/32-285
A187687	25/180-15	A77476(X4)+		A77853+J934046	25/32-285
A187728	62/930-201	A77477	25/2-13C	A77855	25/72-144
A187873	62/920-72	A77476(X6)+		A77857	25/72-144
A187909	70/1987-52	A77477	25/2-49C	A77858	25/76-118
A188507	25/686-19	A77477+		A77859	25/76-119
A188508	25/686-20	A77476(X4)	25/2-13C	A77860	25/72-118
A188654	25/196-38	A77477+		A77861	25/72-119
A188703	25/196-37	A77476(X6)	25/2-49C	A77868	25/72-120
A188946	25/317-57	A77491	25/72-119	A77890	25/11-49
A189039	25/144-194	A77518	25/32-91	A77896+	
A189040	25/144-423	A77519	25/32-91A	A77405(X4)	25/2-13
A189049	25/166-12	A77520	25/32-91B	A77896+	
A189087	25/150-130	A77537	60/97-47	A77405(X6)	25/2-49
A189091	25/150-130	A77543	60/156-3	A77925	25/76-119
A190067	25/422-66	A77544	60/156-3	A77975	25/76-118
A190182	25/196-38	A77562	25/34-283	A77979	25/75-119
A190183	25/196-37	A77563(X6)	25/3-66	A78042	25/76-145
A190663	25/150-130	A77564(X6)	25/3-66A	AAU2906	25/221-186
A190807	25/150-131	A77565(X6)	25/3-66B	B.221A	25/2-21A
A26744+ST2001A	25/6410-22	A77566(X6)	25/3-66C	B.221B	25/2-21B
A3037495	25/6438-19	A77569(X6)+		B.321B	25/3-21B
A42580	70/1987-53	A77843	25/2-66	B1036	25/72-33
A44081	60/97-12	A77579	25/130-62	B1040	25/460-19
		A77592	25/76-144	B1040	25/460-19
A47032	60/161-65	A77616	25/60-9	B1044	25/460-23
A47033	60/162-65	A77630	25/76-144	B1044	25/460-23
A48791	25/6456-4	A77671	25/72-118	B1266	25/475-17
A48799	25/6457-5	A77672	25/76-118	B1266	25/475-17
A48812	25/6457-2	A77673	25/75-118	B3161	25/31-61
A48885	25/6438-3	A77674	25/72-119	B3361	25/33-61
A48885	25/6456-3	A77675	25/76-119	B3362	25/33-62
A52069	25/346-9	A77676	25/75-119	B3363	25/33-63
A52070	25/346-4	A77678	25/76-144	B3364	25/33-64
A52097	25/6438-2	A77679	25/75-144	B3365	25/33-65
A75156	25/416-28	A77700	25/117-131	B3365	25/33-67
A75210+A75211	25/6410-26	A77703	25/130-61	B3366	25/33-66
A75211+A75210	25/6410-26	A77703	25/130-61E	B3366	25/33-66
A77401	25/34-92	A77704	25/130-62	B3367	25/33-67
A77405(X4)+		A77704	25/130-62E	B3367	25/33-67
A77406	25/2-13	A77706+		B382169	25/352-8
A77405(X4)+		A77711(X6)	25/2-66	B502921	25/75-94
A77896	25/2-13	A77707+		B503049	25/6450-18
A77405(X6)+		A77712(X6)	25/2-66A	B503095	60/574-7
A77406	25/2-49	A77708+		B503362	62/930-54
A77405(X6)+		A77713(X6)	25/2-66B	B503521	25/100-24
A77896	25/2-49	A77709+		B506198	25/200-1241KT
A77406+		A77714(X6)	25/2-66C	B506200	25/200-1242KT
A77405(X4)	25/2-13	A77711(X6)+		B506371	62/920-38
A77406+		A77706	25/2-66	B506828	25/180-28
A77405(X6)	25/2-49	A77712(X6)+		B507054	25/200-53KT
A77410	25/32-92	A77707	25/2-66A	B507055	25/200-55KT
A77411	25/32-92A	A77713(X6)+		B507056	25/200-1240KT
A77412	25/32-92B	A77708	25/2-66B	B507057	25/200-1114KT
A77463	25/34-92A	A77714(X6)+		B507059	25/200-59KT
A77464	25/34-92B	A77709	25/2-66C	B507059	25/200-202KT
A77465(X4)	25/3-13	A77727	25/34-91	B507060	25/200-1122KT
A77465(X6)	25/3-49	A77728	25/34-91A	B507061	25/200-1120KT
A77466(X4)	25/3-13A	A77729	25/34-91B	B507062	25/200-1120KT
A77466(X6)	25/3-49A	A77730	25/32-91	B507063	25/200-1121KT
A77467(X4)	25/3-13B	A77733	25/32-91	B507064	25/200-1121KT
A77467(X6)	25/3-49B	A77734	25/32-91A	B507526	25/6403-62
A77468(X4)	25/3-13C	A77735	25/32-91B	B50765	25/200-1123KT
A77468(X6)	25/3-49C	A77736	25/143-44	B508251	60/161-205
A77472(X4)+		A77744	25/34-283	B508252	60/162-205
A77473	25/2-13A	A77753	25/7101-4	B509413	25/130-56
A77472(X6)+		A77754	25/73-118	B509514	25/6407-104
A77473	25/2-49A	A77755	25/73-119	B512106	25/6410-46
A77473+		A77771+J901597	25/32-283	B512172	25/200-1247KT
A77472(X4)	25/2-13A	A77771+J934046	25/32-283	B512293	25/200-1245KT
A77473+		A77790	25/11-66	B512294	25/200-1246KT
A77472(X6)	25/2-49A	A77793	25/76-119	B512444	25/200-1243KT
A77474(X4)+		A77794	25/76-144	B512445	25/200-1244KT
A77475	25/2-13B	A77802	25/34-283	C2828565	25/6407-106
A77474(X6)+		A77809	25/13-66	C3543267	25/32-91

Wir vertreiben keine Originalteile.
 Die Nummern dienen lediglich als Beschreibung.



"THE RELIABLE SERVICE"



VERGLEICHSLISTE (OEM)

OEM	Bestell-Nr.	OEM	Bestell-Nr.	OEM	Bestell-Nr.
CAR119906	25/452-17	J903410	60/111-44	J925709	25/100-108
D136236	25/144-193	J903640	60/111-56	J926034	25/100-109
D139225	60/111-111			J926201	25/90-41
D142883	25/486-59	J904166	25/36-91	J926202	25/90-43
D142950	25/6462-39	J904374	25/100-35	J926203	25/90-40
D143071	25/6407-106	J904410	25/13-66	J927154	25/66-25
D149725	25/486-75	J905443	25/66-25	J928143	25/100-35
D149728	25/495-68	J905449	25/74-144	J928160	25/7101-5
D149730	25/495-67	J905866	25/144-141	J928168	25/73-144
D149731	25/6407-38	J906080	25/11-49	J928493	25/17-119
D150977	25/6438-17	J906412	25/45-78	J928639	25/143-70
D3NN13200B	25/1902-1	J906413	25/90-43	J929795	25/74-118
D3NN13201B	25/1902-2	J906414	25/90-40	J930135	25/100-109
D56453	60/161-60	J906415	25/90-41	J930201	25/100-107
D80538	60/156-3	J906700	25/143-44	J930336	25/90-43
E135077	25/6456-1	J906795	25/100-107	J930337	25/90-40
E135077	25/6457-1	J907057	25/73-119	J930338	25/90-41
E135803	25/6407-106	J907177	25/38-283	J930566	25/100-108
E1528699,	25/6407-106	J907242	25/143-70	J930906	25/74-118
E2527244	25/6433-15	J907682	25/73-144	J930942	60/111-44
E44655	25/6438-19	J907792	25/35-283		
E44912	25/361-17	J908032	25/1-49	J931019	25/73-144
E49591	25/361-16	J908513	25/117-131	J931062	60/111-70
F3428546	25/451-12	J908615	60/97-51	J931063	60/111-56
F62671	25/84-18				
G10418	25/6407-107	J908616	60/97-53	J932217	60/97-51
G15208+ST2039	25/6410-30	J909090	25/13-49		
G3428547	25/451-18	J909411	25/13-49	J933252	25/100-108
G45048	70/2930-51	J909476	25/117-59	J933253	25/100-109
G57046	25/449-12	J910066	25/90-41	J933254	25/100-107
GBS2001038	25/6407-107	J911315	25/135-1	J934046+A77771	25/32-283
H100032	25/6407-107	J911342	25/73-144	J934046+A77853	25/32-285
H1482196	25/6410-32	J911558	25/144-89	J934047+J802747	25/32-93
H40556	63/1955-245	J911562	25/144-90	J934430	60/97-51
H437677	25/6430-18	J911567	25/144-140		
H437679	25/6436-3	J911571	25/144-141	J934486	25/13-66
H438262	25/144-193	J911572	25/144-142	J934817	25/135-1
J100304	60/156-3	J912246	25/135-1	J935585	25/73-144
J283333	25/73-118	J912587	25/143-44	J936202	25/135-1
J283335	25/73-119	J913900	25/28-66	J936203	25/135-1
J286277	25/130-61	J913990	25/28-66	J936316	25/100-108
J286503	60/111-70	J914005	25/90-43	J936317	25/100-109
J329289	60/111-49	J914006	25/90-40	J937027	25/90-43
		J914086	25/135-1	J937345	60/97-51
J353978	25/13-66	J914093	25/7101-5		
J401544	60/97-74	J914310	25/147-70	J937404	25/90-40
		J915506	25/42-78	J937743	60/97-51
J800974	25/130-62	J915707	25/47-78		
J800976	25/130-62	J917358	25/73-119	J938159	25/17-119
J802358	25/130-61	J917998	25/100-107	J938267	25/73-144
J802422	25/34-91A	J918211	25/90-43	J940052	25/130-232
J802423	25/34-91B	J918212	25/90-40	J940632	25/143-71
J802429	25/34-283	J918213	25/90-41	J941476	25/28-49
J802479	25/130-62	J918324	25/1-49	J941742	25/90-40
J802479	25/130-62	J918600	25/7101-5	J944386	25/100-110
J802746	25/34-91	J918944	25/135-1	J945929+	
J802747+J919053	25/32-93	J919053+J802747	25/32-93	J945930(X6)	25/2-66
J802747+J934047	25/32-93	J919322	25/117-187	J945930(X6)+	
J802764	25/32-93A	J919322	25/117-187	J945929	25/2-66
J802765	25/32-93B	J919562	60/97-74	J948071	25/90-41
J802970	25/130-61			J949093	25/100-110
J802975	25/130-62	J919937	25/35-284	J991085	25/45-78
J804927	25/130-232	J920867	25/42-64	K205142	25/486-60
J843760	60/111-70	J920868	25/43-64	K206320	25/449-12
J900250	25/46-64	J921067	25/90-41	K261014	25/361-17
J901085	25/28-49	J921394	25/73-119	K261065	25/346-11
J901117	25/42-64	J921444	25/43-78	K261065	25/346-11
J901175	25/90-40	J921550	25/100-109	K261841	25/495-186
J901177	25/46-78	J921640	25/47-68	K261842	25/495-187
J901187	25/41-78	J921850	25/73-144	K261852	25/361-17
J901597+A77771	25/32-283	J921978	25/7101-5	K261868	25/365-4
J901597+A77853	25/32-285	J923257	25/7101-5	K261873	25/6462-38
J901607	25/43-64	J923564	25/41-78	K261892	25/6438-19
J902253	25/42-78	J924492	25/42-78	K261897	25/6434-19
J902254	25/43-78	J924644	25/90-41	K262143	25/355-32
J902666	25/74-118	J924719	25/90-43	K262811	25/6425-43
J903224	60/97-53	J924720	25/90-40	K303805	70/4170-19
J903264	60/97-51	J925274	60/111-44	K303806	70/4170-20

Wir vertreiben keine Originalteile.
 Die Nummern dienen lediglich als Beschreibung.



"THE RELIABLE SERVICE"



VERGLEICHSLISTE (OEM)

OEM	Bestell-Nr.	OEM	Bestell-Nr.	OEM	Bestell-Nr.
K395019	25/6407-105	P2950591P	60/111-91		
K395019	25/6462-55	P3428509	25/451-12		
K395027	25/352-8	P3428510	25/451-18		
K395029	25/440-66	P3428546	25/451-12		
K395033	25/6462-38	P3428547	25/451-18		
K395036	25/6453-28	P39808	25/352-27		
K395036	25/6453-28	Q2930467	25/6413-7		
K395037	25/6453-29	R322004K	25/133-1		
K395038	25/6453-30	R3382165	25/6403-96		
K395039	25/6425-43	S301064	25/452-36		
K395040	25/6451-26	S301064	25/452-36		
K395074	25/6407-107	S89657	25/6407-107		
K395082	25/440-65	ST2001A+A26744	25/6410-22		
K395089	25/441-8	ST2039+G15208	25/6410-30		
K395090	25/353-18	ST2133+ST990	25/6410-24		
K395091	25/384-8	ST990+ST2133	25/6410-24		
K395098	25/451-12	T102913	25/581-16		
K395099	25/451-18	T103197	25/154-125		
K395101	25/6410-32	T103198	25/153-125		
K395101	25/6410-42	U39808	25/352-27		
K395102	25/6408-29	V3282142	25/6410-32		
K395103	25/6462-53	V39878	25/353-35		
K395104	25/451-18	X1139855	25/353-19		
K395105	25/451-12	Z1245242	25/355-13		
K395110	25/6431-27	Z1350559	60/156-3		
K395114	25/6406-20	Z2950577	60/162-92		
K395122	25/6401-15	ZP1927253	25/6403-47		
K395123	25/445-8				
K395131	25/452-17				
K905277	25/449-12				
K907803	25/449-11				
K907805	25/449-12				
K914053	25/449-11				
K914312	25/449-12				
K915874	25/181-17				
K928523	25/60-10				
K947937	25/449-11				
K947938	25/449-11				
K947941	25/449-12				
K950639	25/449-12				
K962146	25/181-17				
K965215	25/6403-20				
K965263	25/6438-19				
K965265	25/486-60				
K965266	25/486-59				
K965306	25/6436-12				
K965379	25/6438-19				
K965412	25/361-5				
K965650	25/871-10				
L1950594	60/111-111				
L2527250	25/6433-15				
L30286	25/6407-107				
L33289	25/352-9				
L3733002	25/452-36				
M3382161	25/6410-32				
N13268	25/962-36				
N13504	25/6450-19				
N13513	25/6431-16				
N13514	25/6433-11				
N14372	25/6425-51				
N14372	25/6451-36				
N14372	25/6451-36				
N14373	25/6451-26				
N14377	25/497-281				
N14388	25/497-44				
N14406	25/361-5				
N14411	25/6403-62				
N14411	25/6403-62				
N3533065	25/452-17				
N7255	25/6407-107				
N753611	25/346-11				
N7602	25/227-4				
N8153	60/162-25				
N8897	25/6407-47				
N8897	25/6407-47				
N9025	60/641-29				
P1139855	25/353-19				
P1528699	25/6407-106				
P2527244	25/6433-15				

Wir vertreiben keine Originalteile.
 Die Nummern dienen lediglich als Beschreibung.



"THE RELIABLE SERVICE"





- © **Copyright Tracpièces 2005.** *Reproduction, même partielle, interdite sans autorisation. Les erreurs ou omissions qui auraient pu se glisser dans ce catalogue, malgré le soin apporté à sa réalisation n'engagent pas la responsabilité de Bepco-Tracpièces Group.*
- © **Copyright Tracpièces 2005.** *Reproduction or partial reproduction is forbidden without authorisation. Whilst every effort has been made to ensure the accuracy of the information provided, the Bepco-Tracpieces Group declines responsibility for any errors or omissions included in this publication.*
- © **Copyright Tracpièces 2005.** *Nachdruck, auch nur auszugsweise, nur mit schriftlicher Genehmigung. Für eventuelle Druckfehler in diesem Katalog übernimmt die Bepco-Tracpieces Group keine Haftung. Irrtümer vorbehalten. Warenabgabe nur solange Vorrat reicht.*
- © **Copyright Tracpièces 2005.** *Reproductie, nog copieren gedeeltes, verboden zonder toelating. De fouten of vergeten gegevens die zich in de catalogus bevinden, ondanks deze zeer goed is samengesteld, heeft dit geen verbintenis met verantwoordelijkheid van Bepco-Tracpieces Group.*
- © **Copyright Tracpieces 2005.** *Prohibida la reproducción total o parcial sin autorización previa. Los errores u omisiones que pudieran aparecer en el catálogo a pesar de haberse intentado evitar durante su realización, no implican responsabilidad del Grupo Bepco-Tracpieces.*



**Wir haben das richtige
Konzept auch für Ihren
Betrieb und Ihre Kundschaft.
Sprechen Sie uns an!**

**Wir bieten Ihnen
Gute Qualität zum fairen Preis...**

**TRACPIECES Ersatzteile GmbH
Neuer Weg 5, Gewerbegebiet Lohner Klei - D-59505 Bad Sassendorf
Telefon: 02927 919 59 0 - Fax: 02927 919 59 59
M@il: info@tracpieces.de**

CASE-IH

Boîtes à outils - Tool boxes - Werkzeugkaste - Gereedschapkisten - Cajas herramientas



Part N°

OEM

JX55, JX60, JX65, JX70, JX75, JX80, JX85, JX90, JX95
JX55, JX60, JX65, JX70, JX75, JX80, JX85, JX90, JX95 (Straddle Mount)
JX95 (TierII)
JX60, JX70, JX80, JX90, JX95 (TierIII) (Z8XXXXXXXX=>)
JX70U, JX80U, JX90U, JX100U
JX1060C, JX1070C, JX1075C, (=D4945)
JX1085C, JX1095C
(Avec Cabine / With cab / Mit Kabine / Met Cabine / Con Cabina)
JX1070U, JX1080U, JX1090U, JX1100U
JXU75, JXU85, JXU95, JXU95, JXU105
Quantum 65C, Quantum 75C, Quantum 85C, Quantum 95C

25/1563-19


5095002
87386543



AVJ55, AVJ60
JX1070U, JX1080U, JX1090U, JX1100U
MXU 100, MXU 115, MXU 125, MXU 135
MXU 100 MAXXUM-LINE, MXU 110 MAXXUM-LINE,
MXU 115 MAXXUM-LINE, MXU 130 MAXXUM-LINE
MXU 100 PRO-MULTICONTROLLER,
MXU 110 PRO-MULTICONTROLLER,
MXU 115 PRO-MULTICONTROLLER,
MXU 125 PRO-MULTICONTROLLER,
MXU 135 PRO-MULTICONTROLLER
MAXXUM 100, MAXXUM 110, MAXXUM 115, MAXXUM 120,
MAXXUM 125, MAXXUM 130, MAXXUM 140
JXU75, JXU85, JX95U

25/1563-20

5137750



CASE-IH

Tractomètres - Tractometers - Traktometeren - Tractometeren - Tractometros




1



2



3

	Fig. Abb. Afb.	Part N°	OEM	Remarque Comment Anmerkung Opmerking Comentario
533, 633, 733, 833	1	25/176-45	3142187R91	25Km/h
744, 824, 844, 844S, 845	2	25/176-47	3142258R91 3142174R91	25Km/h
1255XL, 1455XL	2	25/176-48	3399130R92	30Km/h

CASE-IH

Pièce d'avant-train 2RM (Fusée droite et gauche) - Front axle parts 2WD (Right and left spindle) - Vorderachsteile 2WD (Achsschenkel R. und L.) - Voorasonderdelen 2WD (Fuseepen R. en L.) - Piezas del eje delantero 2RM (Mangueta Der. y Izq.)



1



2



3



4



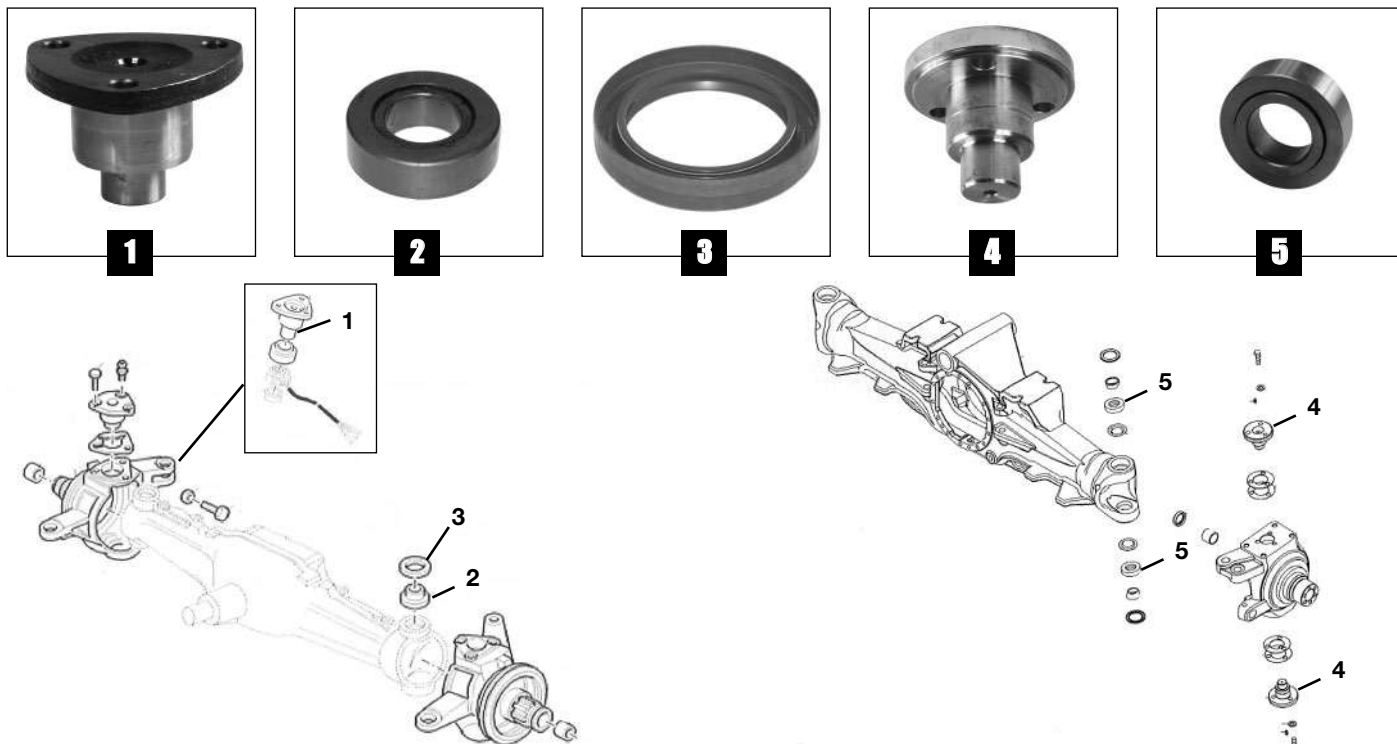
5




	Fig. Abb. Afb.	Ref. Bestell Nr. Bestell-Nr.	OEM	Remarques - Comments - Opmerkingen Anmerkungen - Comentarios
323, 353, 383, 423, 453 (Standard / Standaard / Estándard)	1	25/471-107	3134609R91 787666R92	40x240mm Droite - Right - Rechts - Derecha
		25/470-107	3134608R91 787664R92	40x240mm Gauche - Left - Links - Izquierda
433 (009581⇔), 533 (010654⇔), 633 (015893⇔)	2	25/471-108	3148247R92	40x228mm Droite - Right - Rechts - Derecha
		25/470-108	3148245R92	40x228mm Gauche - Left - Links - Izquierda
323, 353, 383, 423, 453 (Haut dégagement / High clearance / Höhe Achse / Hoog as / Despeje altura)	3	25/471-109	3134611R91	40x320mm Droite - Right - Rechts - Derecha
		25/470-109	3134610R91	40x320mm Gauche - Left - Links - Izquierda
433, 533, 540, 633, 640, 733, 740, 833, 840, 940 (Standard / Standaard / Estándard)	4	25/471-110	3405610R1	40x228mm Droite - Right - Rechts - Derecha
		25/470-110	3405609R1	40x228mm Gauche - Left - Links - Izquierda
433 (017034⇔), 533 (017258⇔), 540, 633 (030588⇔), 640, 733, 740, 833, 840, 940 (Haut dégagement / High clearance / Höhe Achse / Hoog as / Despeje altura)	5	25/471-111	3405612R1	40x308mm Droite - Right - Rechts - Derecha
		25/470-111	3405611R1	40x308mm Gauche - Left - Links - Izquierda

CASE-IH

Pont avant 4RM - 4WD Front axle - Vorderachsteile 4WD - Voorasonderdelen 4WD - Eje delantero 4RM



	Fig. Abb. Afb.	Ref. Bestell-Nr. Bestell-Nr.	OEM	Dimensions mm - Maßen mm - Afmetingen mm - Dimensiones mm	Descript. - Beschreib. Besch. - Descrip.
MXM 120, MXM130, MXM140 (⇒C5196) MXM135 (HCC0030000⇒)(Brazil) MXU100, MXU110, MXU115, MXU125, MXU135 (⇒C5196)	1	25/6450-99	5191646 47133050	Ø = 30-56 Ht.: 66	Pivot sup. - Sup. pin Oben bolzen - Fuseepen boven - Clavija de unión sup.
	2	25/6451-88	5119699	Ø = 30x64x21	Roulement - Bearing - Lager - Fuseelager - Rodamiento
	3	25/6452-61	5121471	Ø = 56x70x10	Bague - Seal spindle Dichtring - Fuseedichtung Anillo retención
Magnum 225, 250, 255, 280, 310 MX180, 200, 220 (JJA0105000⇒) MX 210, MX230, MX240, MX255, MX285 MX220, MX240 (Brazil) MX270 (HCC0028001⇒HCC0028215) (Brazil)	4	25/6450-79	378409A1 294040A1	Ø = 50,80-101,40-34,90 Ht.: 72,92	Pivot - Pin - Bolzen - Fuseepen - Clavija de unión
	5	25/6451-93	377919A1	34,80x68,35x21,45	Roulement - Bearing - Lager - Fuseelager - Rodamiento
Magnum 225, 250, 255, 280, 310 MX 220 (HCC0028216⇒) (Brazil) MX 210, 230, 240, 255, 285 MX 240 (JJA0105000⇒) MX 240 (HCC0028216⇒) (Brazil) MX 270 (JJA0105000⇒) MX 270 (Brazil)	4	25/6450-80	378410A1 293641A1	Ø = 57,16-113,85-38,10 Ht.: 87,23	Pivot - Pin - Bolzen - Fuseepen - Clavija de unión
	5	25/6451-94	368728A1	38x83x27,40	Roulement - Bearing - Lager - Fuseelager - Rodamiento

CASE-IH

Relevage - Levelling box assembly - Regelbare Hubstangen - Regelbare hefstanden - Caja niveladora

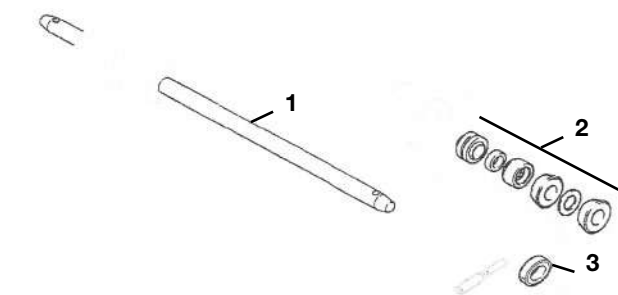
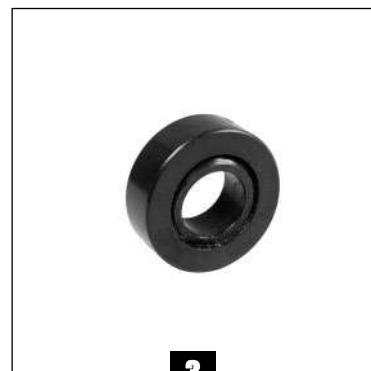
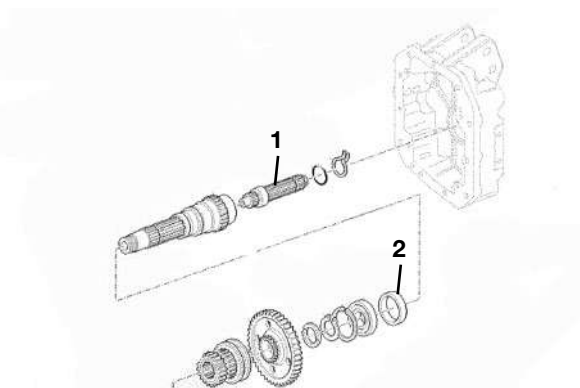



	Fig. Abb. Afb.	Ref. Bestel Nr. Bestell-Nr.	OEM	Dimensions mm - Maßen mm - Afmetingen mm - Dimensiones mm	Descript. - Beschreib. Beschr. - Descrip.
955, 955XL, 956, 956XL, 1055, 1055XL, 1056, 1056XL	1	25/6678-14	3220155R1	Lg : 611 mm Ø 28.5 mm	Arbre control d'effort Lower link sensing shaft Tifenkontrollwell Torsieas Eje del control de alzam.
	2	25/6683-18		Composé de / Consists of / Inhalt / Inbegrepen / incluye o (A) 1 x 25/6682-20 (3220157R1) (B) 1 x 25/6680-17 (3220159R1) (C) 1 x 25/6679-22 (3220160R1) (D) 1 x 25/6679-23 (3220158R1) (E) 1 x 25/6685-6 (3223885R1) 1 jeu par côté / 1 kit per sid / 1 Satz seitig / 1 kit per zijde / 1 Juego por lado	Jeu de bagues Ring set Satz ringe Keerringset torsieas Juego de aros
	3	25/6676-1 NEW	3220668R1	30x64x21	Roulement Bearing Drucklager Drukklager Rodamiento

CASE-IH

Prise de force - PTO - Zapfwille - Afatkas - Eje de TDF


1

2


	Fig. Abb. Afb.	Ref. Bestel Nr. Bestell-Nr.	OEM	Dimensions mm - Maßen mm - Afmetingen mm - Dimensiones mm	Descript. - Beschreib. Beschr. - Descrip.
MXM120, MXM130, MXM140, MXM155, MXM175, MXM190 MXU100, MXU110, MXU115, MXU125, MXU130, MXU135 (D4831⇨)	1	25/303-113	5182612 47130743	540 Rpm - 1 3/8" 6Z - Lg. 185mm	Arbre de prise de force PTO shaft Zapfwelle Aftakas
		25/303-117	5182613 47130744	1000 Rpm - 1 3/8" 21Z - Lg.: 185mm	Eje toma de fuerza
Maxxum 100, Maxxum 110, Maxxum 115, Maxxum 120, Maxxum 125, Maxxum 130, Maxxum 140	2	25/305-113	5196487	80x100x10	Bague d'étanchéité PTO oil seal Wellendichtring Aftakaskeerring reten de TDF
Puma 115, Puma 125, Puma140, Puma 155, Puma 165, Puma 180, Puma 195, Puma 210					
MXU100, MXU110, MXU115, MXU125, MXU135 (⇨C4831)	1	25/303-113	5182612 47130743	540 Rpm - 1 3/8" 6Z - Lg. 185mm	Arbre de prise de force Pto shaft Zapfwelle Aftakas
		25/303-117	5182613 47130744	1000 Rpm - 1 3/8" 21Z - Lg.: 185mm	Eje toma de fuerza
	2	25/305-117	5119566	75x100x10	Bague d'étanchéité PTO oil seal Wellendichtring Aftakaskeerring reten de TDF

CASE-IH

Centrale clignotante - Blinking unit - Blinkgebere - Knipperdos- Unidade de intermitencia



**Ref.
Bestel Nr.
Bestell-Nr.**

OEM

**Remarques -Comments - Opmerkingen
Anmerkungen - Comentarios**

JX70U, JX80U, JX90U, JX100U
JX1060V, JX1070N, JX1070U, JX1070V, JX1075N, JX1075V, JX1080U,
JX1085C, JX1090U, JX1095C, JX1095N, JX1095V, JX1100U
JXU75, JXU85, JXU95, JXU105
MXU100, MXU110, MXU115, MXU125, MXU135
MXM120, MXM130, MXM140, MXM155, MXM175, MXM190
MXM135, MXM150, MXM165, MXM180 (HCC0030000 ⇒)
Maxxum 100, Maxxum 110, Maxxum 115, Maxxum 120, Maxxum 125,
Maxxum 130, Maxxum 140
Quantum 65C, Quantum 65V, Quantum 75C, Quantum 75N, Quantum
75V, Quantum 85C,
Quantum 85N, Quantum 85V, Quantum 95C, Quantum 95N,
Quantum 95V
Puma 165, Puma 165CVT, Puma 165CVX, Puma 180, Puma 180CVT,
Puma 180 CVX, Puma 195, Puma 195CVT, Puma 195CVX, Puma 210,
Puma 210CVT, Puma 210CVX, Puma 225CVT, Puma 225CVX

25/961-25

82022809
87373529

12V/21W